



Gadsden Independent School District

Quarterly Budget Report
for the
Month Ended December 31, 2015

Board of Education
Meeting

February 25, 2016

Table of Contents

- ITEM I: Executive Summary
- ITEM II: Cash Report – December 31, 2015
- ITEM III: Summary of Investments As of
December 31, 2015
- ITEM IV: Graphs
- Revenues By Fund
 - Expenditures By Fund
 - Operational Fund Expenditures
 - Cash Balance/Temporary Loan
Balance Trend
 - Outstanding Reimbursements
- ITEM V: Revenue Report – All Funds
October 1, 2015 – December 31, 2015
- ITEM VI: Budget and Exp Report – Fund Totals
October 1, 2015 – December 31, 2015
- ITEM VII: State of NM Public School Operating
Budget – Actuals Revenue Rollup Report
Second Qtr. 2015 (Oct - Dec) – Revenue
Submitted
- ITEM VIII: State of NM Public School Operating
Budget – Actuals Expenditure Rollup
Report Second Qtr. 2015 (Oct - Dec) –
Expenditure Submitted

**Executive Summary
December 31, 2015
Quarterly Budget Report**

1. Operational Fund Revenues as of December 31, 2015 - \$51,072,630 which represents 50.47% of budgeted Revenues.
2. Operational Fund Expenditures as of December 31, 2015 - \$44,622,473 which represents 36.66% of budgeted Expenditures.
3. The December 31, 2015 Operational Fund Cash Balance before loans was \$31,929,645. The cash balance after temporary loans of \$2,707,337 to the grant funds was \$29,222,308. Grant funds that reported a negative cash balance as of December 31, 2015 totaled \$2,707,337 which represents a decrease of \$2,017,859 from the November 30, 2015 negative balances.
4. As of December 31, 2015, the PED and other grant funding agencies owed the District approximately \$3,017,207 for current year grant fund expenditures, \$677,466 for Student Nutrition and \$845,160 for capital project expenditures. These amounts are not reflected in the temporary loans noted in Item 3 above. The negative cash balances noted in Item 3 are a result of the outstanding amounts owed to the District.
5. Total Revenues for all funds as of December 31, 2015 - \$85,711,709. Of the total revenues received, the Operational Fund accounted for 59.59%, the Grant Funds 11.84%, Building Funds 15.85%, Debt Service Funds 3.72%, Student Nutrition 4.72% and all the other funds 4.28%.
6. Total Expenditures for all funds as of December 31, 2015 - \$77,003,386. Of the total expenditures incurred, the Operational Fund accounted for 57.95%, the Grant Funds 9.91%, Building Funds 8.64%, Debt Service 14.74%, Student Nutrition 4.49% and all other funds 4.27%.
7. Direct Instruction expenditures plus encumbrances for the Operational Fund as of December 31, 2015 were \$62,458,944 or 63.56% of the total Operational Fund expenditures.
8. As of December 31, 2015 the District had investments in Certificates of Deposit (CD's) totaling \$1,517,090. The CD's are currently earning interest at rates of 0.22% to 0.27% with a 90 day term.
9. Pledged collateral – All bank accounts in compliance at December 31, 2015. See separate report attached Item III Summary of Investments.

For the month of December 31, 2015, three schools were randomly selected for review. The review focused on deposit activity and purchasing transactions. For each of the schools selected, deposit activity for the month was reviewed for timeliness of deposit. Purchase orders for the same three schools were reviewed for "after-the-fact POs". Procurement card purchases were reviewed for compliance with District procedures.

Summary of results below:

	Bank Deposits in excess of 24 hours		After the Fact POs		Findings on Procurement Card purchases	
	Number	Percentage	Number	Percentage	Number	Percentage
High School	1	33%	0	0%	0	0%
Elementary School	0	0%	n/a	n/a	n/a	n/a
Elementary School	2	50%	0	0%	2	100%

n/a = no activity for the month

Selected items from November 30, 2015 Report:

1. Operational Fund Revenues as of November 30, 2015 - \$42,598,581 which represents 42.10% of budgeted Revenues.
2. Operational Fund Expenditures as of November 30, 2015 - \$36,652,081.24 which represents 30.11% of budgeted Expenditures.
3. Total Revenues for all funds as of November 30, 2015 - \$68,216,530. Of the total revenues received, the Operational Fund accounted for 62.45%, the Grant Funds 9.78%, Building Funds 18.54%, Debt Service Funds 1.13%, Student Nutrition 3.40% and all the other funds 4.70%.
4. Total Expenditures for all funds as of November 30, 2015 - \$65,489,323. Of the total expenditures incurred, the Operational Fund accounted for 55.97%, the Grant Funds 9.75%, Building Funds 8.57%, Debt Service 17.16%, Student Nutrition 4.30% and all other funds 4.25%.
5. Direct Instruction expenditures plus encumbrances for the Operational Fund as of November 30, 2015 were \$62,204,430 or 63.62% of the total Operational Fund expenditures.

School District: GADSDEN INDEPENDENT SCHOOL DISTRICT
 Charter Name:
 Month/Quarter 12/31/2015

**PED Cash Report
 for 2015-2016 Fiscal Year**

County: Dona Ana
 PED No.: 019

Previous Year	06/30/2015	OPERATIONAL	TEACHERAGE	TRANSPORTATION	INST. MATERIALS	FOOD SERVICES	ATHLETICS	NON-INSTRUCT.
Report ending date	12/31/2015	FUND	FUND	FUND	FUND	FUND	FUND	FUND
		11000	12000	13000	14000	21000	22000	23000
Refer to "Instructions for PED Cash Report" for details on how to properly complete this form.								
Total Cash Balance 06/30/2015	+OR-	25,479,488.75	0.00	9,150.17	609,655.61	11,597,861.31	529,514.54	491,293.58
Current Year Rev. to Date (Per Receipts Report-excluding Refunds & including any Deposits in Transit)	+	51,072,629.79	0.00	2,517,732.00	742,900.80	4,046,497.13	95,710.45	313,052.85
Prior Year Warrants Voided	+	0.00	0.00	0.00	0.00	0.00	0.00	0.00
Total Resources to Date for Current Year 12/31/2015	=	76,552,118.54	0.00	2,526,882.17	1,352,556.41	15,644,358.44	625,224.99	804,346.43
Current Year Expenditures to Date Enter as a Minus (Per Expenditure Report)	-	(44,622,473.16)	0.00	(2,357,265.31)	(693,084.92)	(3,460,690.92)	(14,208.39)	(220,043.49)
Permanent Cash Transfers/Reversions * Provide Full Explanation on Last Page	+OR-	0.00	0.00	(4,575.09)	0.00	0.00	0.00	0.00
Total Cash	=	31,929,645.38	0.00	165,041.77	659,471.49	12,183,667.52	611,016.60	584,302.94
Other Reconciling Items								
Payroll Liabilities	+	2,642,968.25	0.00	2,753.96	0.00	98,103.54	0.00	0.00
**Adjustments - Provide Full Explanation on Last Page	+OR-	(700,616.59)	0.00	(396.40)	0.00	(14,048.94)	0.00	(8,120.43)
TOTAL RECONCILED CASH BALANCE 12/31/2015	=	33,871,997.04	0.00	167,399.33	659,471.49	12,267,722.12	611,016.60	576,182.51
Total Outstanding Loans *** Provide Full Explanation on Last Page	+OR-	(2,707,336.73)	0.00	0.00	0.00	0.00	0.00	0.00
Total Ending Cash 12/31/2015	+OR-	31,164,660.31	0.00	167,399.33	659,471.49	12,267,722.12	611,016.60	576,182.51
		0.00		0.00	0.00	0.00	0.00	(0.00)

School District: GADSDEN INDEPENDENT SCHOOL DISTRICT
 Charter Name:
 Month/Quarter 12/31/2015

**PED Cash Report
 for 2015-2016 Fiscal Year**

County: Dona Ana
 PED No.: 019

		FEDERAL FLOWTHROUGH FUND 24000	FEDERAL DIRECT FUND 25000	LOCAL GRANTS FUND 26000	STATE FLOWTHROUGH FUND 27000	STATE DIRECT FUND 28000	LOCAL OR STATE FUND 29000	BOND BUILDING FUND 31100
Total Cash Balance 06/30/2015	=	(4,601,375.10)	880,854.70	1,429,540.27	(915,002.83)	(83,654.16)	344,979.67	21,024,690.61
Current Year Rev. to Date (Per Receipts Report-excluding Refunds & including any Deposits in Transit)	+	7,437,460.96	517,383.29	10,713.60	1,906,603.17	252,267.86	19,973.80	9,546,182.60
Prior Year Warrants Voided	+	0.00	0.00	0.00	0.00	0.00	0.00	0.00
Total Resources to Date for Current Year 12/31/2015	=	2,836,085.86	1,398,237.99	1,440,253.87	991,600.34	168,613.70	364,953.47	30,570,873.21
Current Year Expenditures to Date Enter as a Minus (Per Expenditure Report)	-	(5,011,087.07)	(394,649.51)	(190,358.34)	(1,789,690.56)	(211,967.17)	(33,125.82)	(3,453,403.46)
Permanent Cash Transfers/Reversions * Provide Full Explanation on Last Page	+OR-	0.00	0.00	0.00	0.00	0.00	0.00	0.00
Total Cash	=	(2,175,001.21)	1,003,588.48	1,249,895.53	(798,090.22)	(43,353.47)	331,827.65	27,117,469.75
Other Reconciling Items								
Payroll Liabilities	+	272,244.95	20,438.10	1,829.59	42,652.61	7,003.32	0.00	0.00
**Adjustments - Provide Full Explanation on Last Page	-	(11,194.28)	0.00	0.00	(844.98)	0.00	0.00	0.00
TOTAL RECONCILED CASH BALANCE 12/31/2015	=	(1,913,950.54)	1,024,026.58	1,251,725.12	(756,282.59)	(36,350.15)	331,827.65	27,117,469.75
Total Outstanding Loans *** Provide Full Explanation on Last Page	+OR-	1,914,703.99	0.00	0.00	756,282.59	36,350.15	0.00	0.00
Total Ending Cash 12/31/2015	+OR-	753.45 0.00	1,024,026.58	1,251,725.12	0.00	0.00	331,827.65	27,117,469.75

School District: GADSDEN INDEPENDENT SCHOOL DISTRICT

Charter Name:

Month/Quarter 12/31/2015

**PED Cash Report
for 2015-2016 Fiscal Year**

County:
PED No.:

Dona Ana
019

		PUBLIC SCHOOL CAPITAL OUTLAY 31200	SPECIAL CAPITAL OUTLAY LOCAL 31300	SPECIAL CAPITAL OUTLAY STATE 31400	SPECIAL CAPITAL OUTLAY FEDERAL 31500	CAPITAL IMPROV. HB 33 31600	CAPITAL IMPROV. SB9 31700	ENERGY EFFICIENCY 31800
Total Cash Balance 06/30/2015	=	0.00	0.00	0.00	0.00	0.00	3,875,082.54	0.00
Current Year Rev. to Date (Per Receipts Report-excluding Refunds & including any Deposits in Transit)	+	0.00	0.00	0.00	0.00	0.00	1,973,063.38	0.00
Prior Year Warrants Voided	+	0.00	0.00	0.00	0.00	0.00	0.00	0.00
Total Resources to Date for Current Year 12/31/2015	=	0.00	0.00	0.00	0.00	0.00	5,848,145.92	0.00
Current Year Expenditures to Date Enter as a Minus (Per Expenditure Report)	-	0.00	0.00	0.00	0.00	0.00	(1,908,832.89)	0.00
Permanent Cash Transfers/Reversions * Provide Full Explanation on Last Page	+OR-	0.00	0.00	0.00	0.00	0.00	0.00	0.00
Total Cash	=	0.00	0.00	0.00	0.00	0.00	3,939,313.03	0.00
Other Reconciling Items								
Payroll Liabilities	+	0.00	0.00	0.00	0.00	0.00	0.00	0.00
**Adjustments - Provide Full Explanation on Last Page	-	0.00	0.00	0.00	0.00	0.00	(2,960.25)	0.00
TOTAL RECONCILED CASH BALANCE 12/31/2015	=	0.00	0.00	0.00	0.00	0.00	3,936,352.78	0.00
Total Outstanding Loans *** Provide Full Explanation on Last Page	+OR-	0.00	0.00	0.00	0.00	0.00	0.00	0.00
Total Ending Cash 12/31/2015	+OR-	0.00	0.00	0.00	0.00	0.00	3,936,352.78	0.00

School District: GADSDEN INDEPENDENT SCHOOL DISTRICT
 Charter Name:
 Month/Quarter 12/31/2015

**PED Cash Report
 for 2015-2016 Fiscal Year**

County: Dona Ana
 PED No.: 019

		ED. TECH EQUIP ACT 31900	PSCOC 20% FUND 32100	DEBT SERVICE FUND 41000	DEFERRED SICK LEAVE FUND 42000	ED TECH DEBT SERVICE FUND 43000	GRAND TOTAL ALL FUNDS
Total Cash Balance 06/30/2015	=	246,380.69	0.00	10,336,099.73	0.00	2,121,919.30	73,376,479.38
Current Year Rev. to Date (Per Receipts Report-excluding Refunds & including any Deposits in Transit)	+	2,068,021.36	0.00	2,343,347.18	0.00	848,169.26	85,711,709.48
Prior Year Warrants Voided	+	0.00	0.00	0.00	0.00	0.00	0.00
Total Resources to Date for Current Year 12/31/2015	=	2,314,402.05	0.00	12,679,446.91	0.00	2,970,088.56	159,088,188.86
Current Year Expenditures to Date Enter as a Minus (Per Expenditure Report)	-	(1,288,468.38)	0.00	(9,337,555.45)	0.00	(2,016,481.65)	(77,003,386.49)
Permanent Cash Transfers/Reversions * Provide Full Explanation on Last Page	+OR-	0.00	0.00	0.00	0.00	0.00	(4,575.09)
Total Cash	=	1,025,933.67	0.00	3,341,891.46	0.00	953,606.91	82,080,227.28
Other Reconciling Items							
Payroll Liabilities	+	0.00	0.00	0.00	0.00	0.00	3,087,994.32
**Adjustments - Provide Full Explanation on Last Page	-	(13,500.23)	0.00	0.00	0.00	0.00	(751,682.10)
TOTAL RECONCILED CASH BALANCE 12/31/2015	=	1,012,433.44	0.00	3,341,891.46	0.00	953,606.91	84,416,539.50
Total Outstanding Loans *** Provide Full Explanation on Last Page	+OR-	0.00	0.00	0.00	0.00	0.00	0.00
Total Ending Cash 12/31/2015	+OR-	1,012,433.44	0.00	3,341,891.46	0.00	953,606.91	84,416,539.50

0.00

School District: GADSDEN INDEPENDENT SCHOOL DISTRICT
 Charter Name:
 Month/Quarter 12/31/2015

PED Cash Report
 for 2015-2016 Fiscal Year

COUNTY: Dona Ana
 PED No.: 019

B		C		D	E	F +OR-		G +OR-	H	I	J +OR-
From Bank Statements				Adjustments to Bank Statements			Adjusted Bank	Description	Adjustment		
Account Name/Type	Bank	Statement Balance	Overnight Investments	Net Outstanding Items (Checks) Deposits	Outstanding Interbank transfers	Balance					
								From line 12 Grand Total All	84,416,539.50		
Gadsden ISD Accounts Payable (A/P Clearing)	Wells Fargo	0.00	0.00	483,503.06	(483,320.11)	182.95	*Agency Funds Cash	722,259.52			
Gadsden ISD Payroll (Payroll Clearing)	Wells Fargo	0.00	0.00	(30,636.93)	31,539.03	902.10	*Change Fund	(6,415.00)			
Gadsden ISD (Operational/Federal Funds)	Wells Fargo	9,750,000.00	24,059,310.04	(673,139.01)	451,781.08	33,587,952.11					
Gadsden ISD School Lunch Program (Food Services Fund)	Wells Fargo	0.00	12,147,124.51	120,222.61	0.00	12,267,347.12					
Gadsden ISD Principal Funds (Activity/Agency Funds)	Wells Fargo	1,001,158.14	0.00	7,399.00	0.00	1,008,557.14					
Gadsden ISD Athletic Fund Account (Athletics Fund)	Wells Fargo	378,598.71	0.00	0.00	0.00	378,598.71					
Gadsden ISD Building (Building Funds)	Wells Fargo	0.00	24,548,207.91	0.00	0.00	24,548,207.91					
Gadsden ISD Debt Service (Debt Service Funds)	Bank of the West	4,295,396.26	0.00	102.11	0.00	4,295,498.37					
Gadsden ISD Principal Funds (Activity/Agency Funds)	First American Bank	10,000.00	0.00	0.00	0.00	10,000.00					
Gadsden ISD Building (Building Funds)	First American Bank	200,000.00	2,306,246.54	0.00	0.00	2,506,246.54					
Student Lunch Program CD	Wells Fargo	0.00	0.00	0.00	0.00	0.00					
Operational Fund CD	Wells Fargo	1,010,808.07	0.00	0.00	0.00	1,010,808.07					
Athletics Fund CD	Wells Fargo	226,417.89	0.00	0.00	0.00	226,417.89					
Activity Funds CD	Wells Fargo	279,863.59	0.00	0.00	0.00	279,863.59					
Building Bond Fund (US Treasury Bills)	Wells Fargo Securities, LLC	0.00	0.00	0.00	0.00	0.00					
Building Fund Government Money Market	Wells Fargo Trust Services	0.00	0.00	0.00	0.00	0.00					
Building Fund - Savings Account	Wells Fargo	5,011,801.52	0.00	0.00	0.00	5,011,801.52					
Totals		22,164,044.18	63,060,889.00	(92,549.16)	0.00	85,132,384.02		0.00 (0.00)			

Please provide Page 1 of each of your Bank Statement(s).

Total Cash Balance 85,224,933.18

NOTE: Total Column H must equal total Column J

* PERMANENT CASH TRANSFERS/REVERSIONS (LINE 6)

Please identify all cash transfers and reversions per school district general ledger. Enter the name or fund number on the FROM FUND and TO FUND columns. Please list each transaction separately.

FROM FUND	AMOUNT FROM	TO FUND	Explicit Explanation
	-		
	-		
	-		
Sub-Total	<u>-</u>		

** OTHER RECONCILING ITEMS (LINE 8 & 9)

Please identify all reconciling adjustments per school district general ledger. Enter the name or fund number on the FROM FUND and TO FUND columns. Please list each transaction separately.

FROM FUND	AMOUNT FROM	TO FUND	Explicit Explanation
11000	2,642,968.25	Outside Agencies	Payroll liabilities due to outside agencies
13000	2,753.96	Outside Agencies	Payroll liabilities due to outside agencies
21000	98,103.54	Outside Agencies	Payroll liabilities due to outside agencies
23000	-	Outside Agencies	Payroll liabilities due to outside agencies
24000	272,244.95	Outside Agencies	Payroll liabilities due to outside agencies
25000	20,438.10	Outside Agencies	Payroll liabilities due to outside agencies
26000	1,829.59	Outside Agencies	Payroll liabilities due to outside agencies
27000	42,652.61	Outside Agencies	Payroll liabilities due to outside agencies
28000	7,003.32	Outside Agencies	Payroll liabilities due to outside agencies
Sub-Total (per line 8)	<u>3,087,994.32</u>		

Various Funds	(704,374.21)	11000	Unreimbursed Workers Compensation Premium
Wage Works	(1,323.47)	11000	Accounts Receivable
11000	3,158.21	Outside Vendor	Unreimbursed Medical Plan
11000	1,922.88	Outside Vendors	Accounts Payable
13000	(396.40)	Outside Vendors	Accounts Payable
21000	(14,048.94)	Outside Vendors	Accounts Payable
23000	(8,120.43)	Outside Vendors	Accounts Payable
24101	(10,661.88)	Outside Vendors	Accounts Payable
24103	(230.00)	Outside Vendors	Accounts Payable
24106	(302.40)	Outside Vendors	Accounts Payable
27149	(844.98)	Outside Vendors	Accounts Payable
31700	(2,960.25)	Outside Vendors	Accounts Payable
31900	(13,500.23)	Outside Vendors	Accounts Payable
Sub-Total (per line 9)	<u>(751,682.10)</u>		

*** TOTAL OUTSTANDING LOANS (LINE 11)

Please identify all outstanding loans per school district general ledger. Enter the name or fund number on the FROM FUND and TO FUND columns. Please list each transaction separately.

FROM FUND	AMOUNT FROM	TO FUND	Explicit Explanation
11000	(1,914,703.99)	24000	Temporary loan from Operational to grant fund for amount owed by PED
11000	0.00	25000	
11000	0.00	26000	
11000	(756,282.59)	27000	Temporary loan from Operational to grant fund for amount owed by PED
11000	(36,350.15)	28000	
11000	0.00	29000	Temporary loan from Operational to grant fund for amount owed by PED
11000	0.00	12000	
11000	0.00	13000	
11000	0.00	14000	
11000	0.00	21000	
11000	0.00	22000	
11000	0.00	31100	
11000	0.00	31900	
24000	1,914,703.99	11000	Temporary loan from Operational to grant fund for amount owed by PED
25000	0.00	11000	
26000	0.00	11000	
27000	756,282.59	11000	Temporary loan from Operational to grant fund for amount owed by PED
28000	36,350.15	11000	Temporary loan from Operational to grant fund for amount owed by PED
29000	0.00	23000	
12000	0.00	11000	
13000	0.00	11000	
14000	0.00	11000	
21000	0.00	11000	
22000	0.00	11000	
23000	0.00	29000	
31100	0.00	11000	
31400	0.00	11000	
31500	0.00	11000	
31600	0.00	11000	
31700	0.00	11000	
31800	0.00	11000	
31900	0.00	11000	
	<u>(0.00)</u>		
		<u>0.00</u>	<u>0.00</u>

I, hereby, certify that the information contained in this cash report reconciles to the General Ledger.


 Signature of Licensed Business Manager


 Date

**Summary of Investments
As of December 31, 2015**

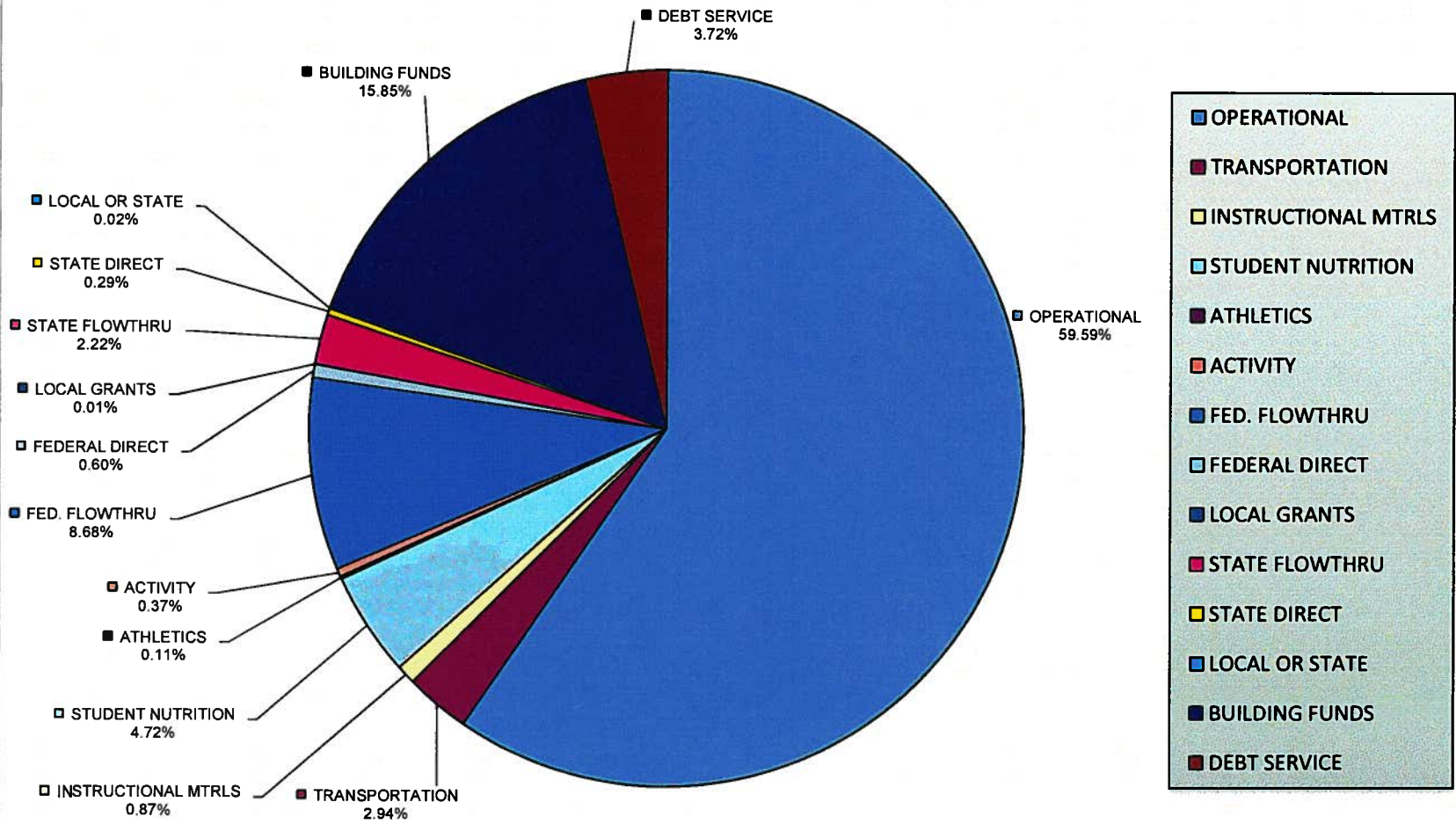
Uninsured / Uncollateralized Funds:

	Wells Fargo Bank			Bank of the West	First American Bank		Total
	Deposit & Savings Accounts and CDs	Repo Accounts	Wells Fargo Trust Services	Deposit Account	Deposit Account	Repo Account	
Deposits, CDs and Treasury Bills	17,658,647.92	60,754,642.46	-	4,295,396.26	210,000.00	2,306,246.54	85,224,933.18
Less FDIC insurance	500,000.00	-	-	250,000.00	250,000.00	-	
Less investments in US Obligations	-	-	-	-	-	-	
Uninsured public funds	17,158,647.92	60,754,642.46	-	4,045,396.26	-	2,306,246.54	
50%/102% collateral requirement	8,579,323.96	61,969,735.31	-	2,022,698.13	-	2,352,371.47	
Pledged Security - Market Value	9,461,587.78	61,969,736.80	-	2,132,365.00	-	2,429,949.96	
Over (under) - Collateralized	882,263.82	1.49	-	109,666.87	-	77,578.49	
Uninsured / Uncollateralized Funds	7,697,060.14			1,913,031.26			9,610,091.40

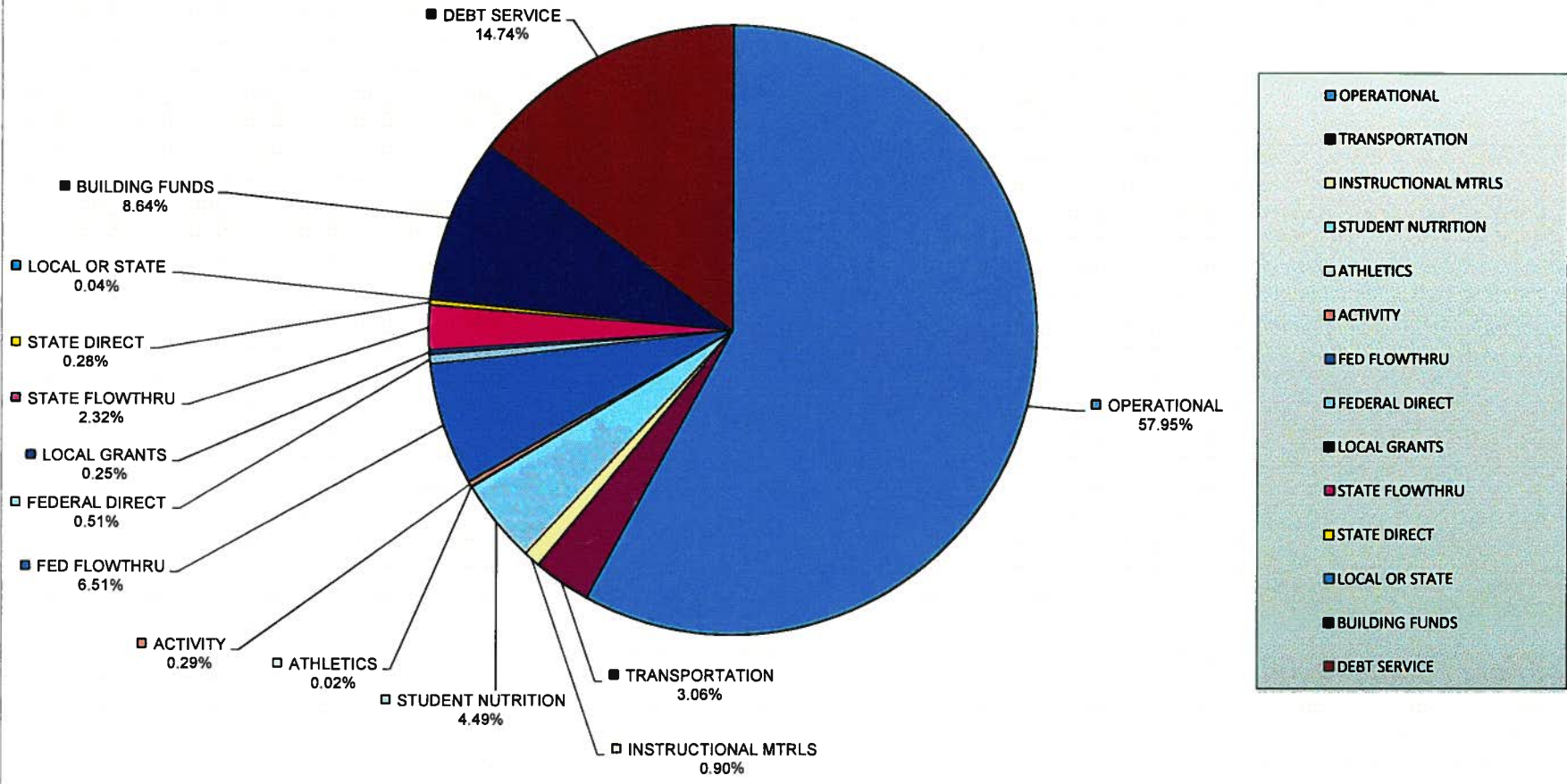
Investments in CDs:

Certificates of Deposit			
Account Name	Interest Rate	Maturity Date	Bank Balance
Operational - 7658	0.27%	3/22/2016	\$ 1,010,808.07
Activity - 1138	0.27%	3/29/2016	\$ 279,863.59
Athletics - 3928	0.22%	2/25/2016	\$ 100,230.40
Athletics - 7690	0.22%	3/9/2016	\$ 101,065.12
Athletics - 9305	0.22%	3/10/2015	\$ 25,122.37
			\$ 1,517,089.55

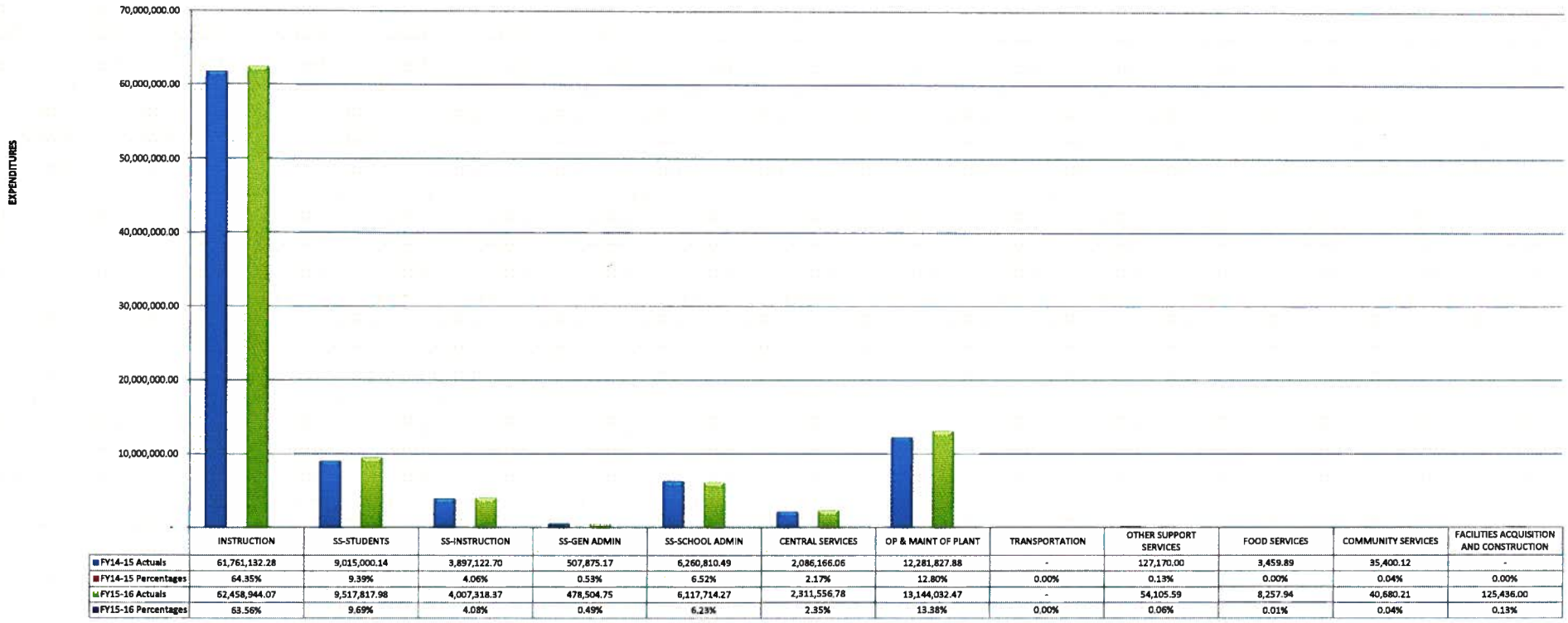
GISD 2015-16 REVENUES BY FUND DECEMBER 2015



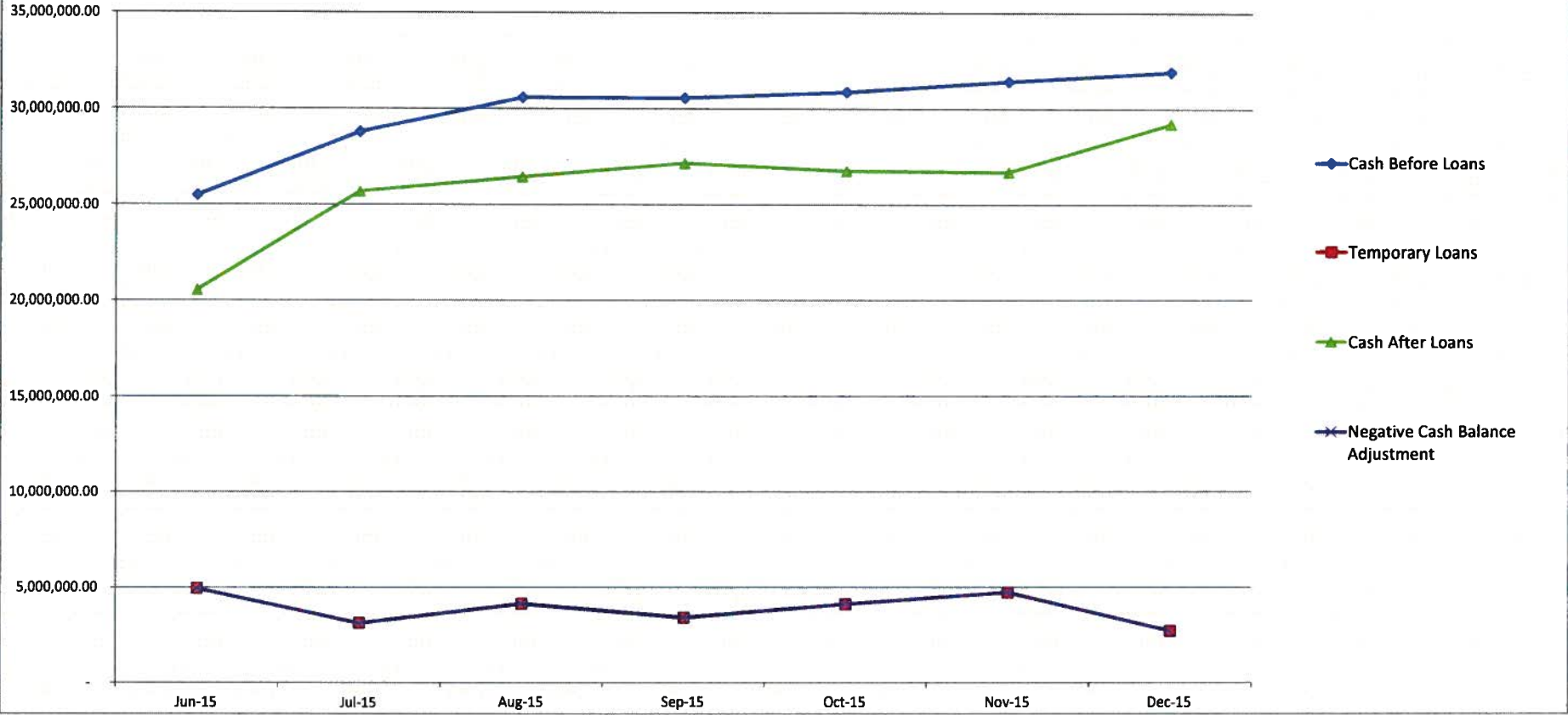
GISD 2015-16 EXPENDITURES BY FUND DECEMBER 2015



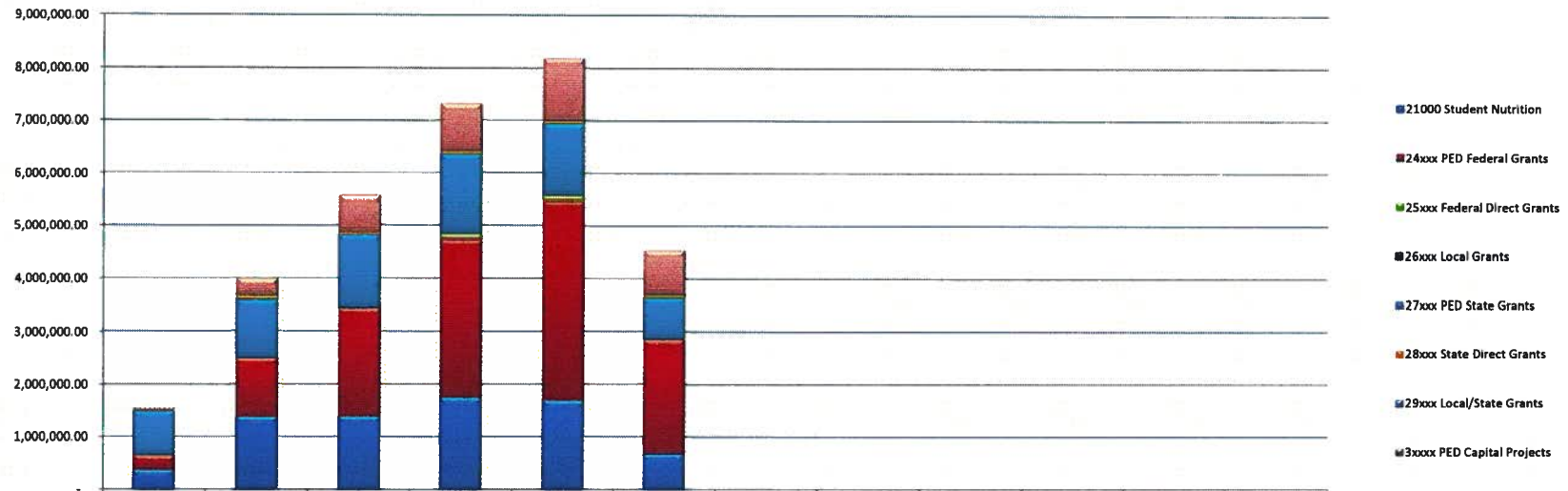
**OPERATIONAL FUND EXPENDITURES AND ENCUMBRANCES FOR DECEMBER 2015
COMPARED TO DECEMBER 2014**



**GISD 2015-16 Cash Balance/Temporary Loan Balance Trend
JUNE 2015 - DECEMBER 2015**



GISD 2015-16 Outstanding Reimbursements December 2015



	Jul-15	Aug-15	Sep-15	Oct-15	Nov-15	Dec-15	Jan-16	Feb-16	Mar-16	Apr-16	May-16	Jun-16
3xxxx PED Capital Projects	-	330,740.63	700,450.54	911,320.12	1,195,995.63	845,160.42	-	-	-	-	-	-
29xxx Local/State Grants	-	-	-	-	-	-	-	-	-	-	-	-
28xxx State Direct Grants	58,153.52	65,590.56	27,661.91	45,052.41	51,230.66	43,353.47	-	-	-	-	-	-
27xxx PED State Grants	854,139.09	1,105,942.51	1,394,434.57	1,523,028.33	1,364,864.61	798,090.23	-	-	-	-	-	-
26xxx Local Grants	-	-	-	-	-	-	-	-	-	-	-	-
25xxx Federal Direct Grants	-	-	-	116,034.17	116,034.17	-	-	-	-	-	-	-
24xxx PED Federal Grants	270,167.21	1,112,105.98	2,047,519.62	2,971,554.22	3,757,263.08	2,175,763.76	-	-	-	-	-	-
21000 Student Nutrition	375,001.60	1,387,617.81	1,396,278.91	1,759,896.40	1,703,652.81	677,466.37	-	-	-	-	-	-

Gadsden Independent Schools

Revenue Report - All Funds

From Date: 10/1/2015

To Date: 12/31/2015

Fiscal Year: 2015-2016

Include pre encumbrance

Print accounts with zero balance

Filter Encumbrance Detail by Date Range

Account Number	Description	Budget	Adjustments	GL Budget	Current	YTD	Balance	Encumbrance	Budget Bal	% Rem
11000.0000.41110.0000.000000.0000.00.0000	AD VALOREM TAXES - SCHOOL DISTRICT	(\$355,729.00)	\$0.00	(\$355,729.00)	(\$69,501.05)	(\$82,115.36)	(\$273,613.64)	\$0.00	(\$273,613.64)	76.92%
11000.0000.41500.0000.000000.0000.00.0000	INVESTMENT INCOME	(\$4,000.00)	\$0.00	(\$4,000.00)	(\$1,067.19)	(\$2,094.31)	(\$1,905.69)	\$0.00	(\$1,905.69)	47.64%
11000.0000.41701.0000.000000.0000.00.0000	FEES - ACTIVITIES	\$0.00	\$0.00	\$0.00	(\$9,768.53)	(\$30,103.68)	\$30,103.68	\$0.00	\$30,103.68	0.00%
11000.0000.41705.0000.000000.0000.00.0000	FEES - USERS	\$0.00	\$0.00	\$0.00	(\$161.20)	(\$210.20)	\$210.20	\$0.00	\$210.20	0.00%
11000.0000.41706.0000.000000.0000.00.0000	FEES - SUMMER SCHOOL	\$0.00	\$0.00	\$0.00	\$0.00	(\$1,172.00)	\$1,172.00	\$0.00	\$1,172.00	0.00%
11000.0000.41910.0000.000000.0000.00.0000	RENTALS	(\$25,000.00)	\$0.00	(\$25,000.00)	(\$8,571.97)	(\$22,278.36)	(\$2,721.64)	\$0.00	(\$2,721.64)	10.89%
11000.0000.41953.0000.000000.0000.00.0000	INSURANCE RECOVERIES	\$0.00	\$0.00	\$0.00	(\$200.00)	(\$200.00)	\$200.00	\$0.00	\$200.00	0.00%
11000.0000.41980.0000.000000.0000.00.0000	REFUND OF PRIOR YEAR'S EXPENDITURES	\$0.00	\$0.00	\$0.00	(\$377.36)	(\$2,009.36)	\$2,009.36	\$0.00	\$2,009.36	0.00%
11000.0000.43101.0000.000000.0000.00.0000	STATE EQUALIZATION GUARANTEE	(\$100,603,562.00)	\$0.00	(\$100,603,562.00)	(\$25,150,890.00)	(\$50,301,780.00)	(\$50,301,782.00)	\$0.00	(\$50,301,782.00)	50.00%
11000.0000.43212.0000.000000.0000.00.0000	STATE FLOWTHROUGH - INDIRECT COSTS	(\$8,000.00)	\$0.00	(\$8,000.00)	(\$3,009.31)	(\$5,417.31)	(\$2,582.69)	\$0.00	(\$2,582.69)	32.28%
11000.0000.43213.0000.000000.0000.00.0000	OTHER GRANTS - INDIRECT COSTS	(\$3,000.00)	\$0.00	(\$3,000.00)	(\$3,597.92)	(\$6,225.59)	\$3,225.59	\$0.00	\$3,225.59	-107.52%
11000.0000.43216.0000.000000.0000.00.0000	FEES - GOVERNMENTAL AGENCIES	(\$80,000.00)	\$0.00	(\$80,000.00)	(\$40.00)	(\$58,634.05)	(\$21,365.95)	\$0.00	(\$21,365.95)	26.71%
11000.0000.44107.0000.000000.0000.00.0000	FEDERAL DIRECT - INDIRECT COSTS	(\$8,000.00)	\$0.00	(\$8,000.00)	(\$4,448.81)	(\$7,320.52)	(\$679.48)	\$0.00	(\$679.48)	8.49%
11000.0000.44205.0000.000000.0000.00.0000	FEDERAL FLOWTHROUGH - INDIRECT COSTS	(\$101,000.00)	\$0.00	(\$101,000.00)	(\$52,193.19)	(\$87,928.14)	(\$13,071.86)	\$0.00	(\$13,071.86)	12.94%
11000.0000.45304.0000.000000.0000.00.0000	SALE OF PERSONAL PROPERTY/EQUIPMENT	\$0.00	\$0.00	\$0.00	\$0.00	(\$852.50)	\$852.50	\$0.00	\$852.50	0.00%
11000.0000.46100.0000.000000.0000.00.0000	ACCESS BOARD (E-RATE)	\$0.00	\$0.00	\$0.00	(\$464,288.41)	(\$464,288.41)	\$464,288.41	\$0.00	\$464,288.41	0.00%
	Function: REVENUE/BALANCE SHEET - 0000	(\$101,188,291.00)	\$0.00	(\$101,188,291.00)	(\$25,768,114.94)	(\$51,072,629.79)	(\$50,115,661.21)	\$0.00	(\$50,115,661.21)	49.53%
	Fund: OPERATIONAL - 11000	(\$101,188,291.00)	\$0.00	(\$101,188,291.00)	(\$25,768,114.94)	(\$51,072,629.79)	(\$50,115,661.21)	\$0.00	(\$50,115,661.21)	49.53%
13000.0000.43206.0000.000000.0000.00.0000	TRANSPORTATION DISTRIBUTION	(\$4,615,839.00)	\$0.00	(\$4,615,839.00)	(\$1,258,866.00)	(\$2,517,732.00)	(\$2,098,107.00)	\$0.00	(\$2,098,107.00)	45.45%
	Function: REVENUE/BALANCE SHEET - 0000	(\$4,615,839.00)	\$0.00	(\$4,615,839.00)	(\$1,258,866.00)	(\$2,517,732.00)	(\$2,098,107.00)	\$0.00	(\$2,098,107.00)	45.45%
	Fund: PUPIL TRANSPORTATION - 13000	(\$4,615,839.00)	\$0.00	(\$4,615,839.00)	(\$1,258,866.00)	(\$2,517,732.00)	(\$2,098,107.00)	\$0.00	(\$2,098,107.00)	45.45%
14000.0000.41980.0000.000000.0000.00.0000	REFUND OF PRIOR YEAR'S EXPENDITURES	\$0.00	\$0.00	\$0.00	(\$354.18)	(\$4,521.59)	\$4,521.59	\$0.00	\$4,521.59	0.00%
14000.0000.43207.0000.000000.0000.00.0000	INSTRUCTIONAL MATERIALS - CREDIT	(\$369,190.00)	\$0.00	(\$369,190.00)	(\$369,190.00)	(\$369,190.00)	\$0.00	\$0.00	\$0.00	0.00%
14000.0000.43211.0000.000000.0000.00.0000	INSTRUCTIONAL MATERIALS - CASH	(\$369,190.00)	\$0.00	(\$369,190.00)	(\$369,189.21)	(\$369,189.21)	(\$0.79)	\$0.00	(\$0.79)	0.00%
	Function: REVENUE/BALANCE SHEET - 0000	(\$738,380.00)	\$0.00	(\$738,380.00)	(\$738,733.39)	(\$742,900.80)	\$4,520.80	\$0.00	\$4,520.80	-0.61%
	Fund: INSTRUCTIONAL MATERIALS - 14000	(\$738,380.00)	\$0.00	(\$738,380.00)	(\$738,733.39)	(\$742,900.80)	\$4,520.80	\$0.00	\$4,520.80	-0.61%
21000.0000.41500.0000.000000.0000.00.0000	INVESTMENT INCOME	(\$3,250.00)	\$0.00	(\$3,250.00)	(\$281.89)	(\$564.35)	(\$2,685.65)	\$0.00	(\$2,685.65)	82.64%
21000.0000.41603.0000.000000.0000.00.0000	FEES-ADULTS/FOOD SERVICES	(\$100,250.00)	\$0.00	(\$100,250.00)	(\$35,428.31)	(\$48,884.91)	(\$51,365.09)	\$0.00	(\$51,365.09)	51.24%
21000.0000.41605.0000.000000.0000.00.0000	FEES - OTHER/FOOD SERVICES	(\$146,000.00)	\$0.00	(\$146,000.00)	(\$12,917.75)	(\$16,172.70)	(\$129,827.30)	\$0.00	(\$129,827.30)	88.92%
21000.0000.43203.0000.000000.0000.00.0000	STATE DIRECT GRANTS	(\$150,250.00)	\$0.00	(\$150,250.00)	(\$64,828.45)	(\$93,662.29)	(\$56,587.71)	\$0.00	(\$56,587.71)	37.66%
21000.0000.44500.0000.000000.0000.00.0000	RESTRICTED GRANTS-IN-AID FROM THE FEDERAL	(\$7,100,750.00)	\$0.00	(\$7,100,750.00)	(\$3,887,212.88)	(\$3,887,212.88)	(\$3,213,537.12)	\$0.00	(\$3,213,537.12)	45.26%
	Function: REVENUE/BALANCE SHEET - 0000	(\$7,500,500.00)	\$0.00	(\$7,500,500.00)	(\$4,000,669.28)	(\$4,046,497.13)	(\$3,454,002.87)	\$0.00	(\$3,454,002.87)	46.05%
	Fund: FOOD SERVICES - 21000	(\$7,500,500.00)	\$0.00	(\$7,500,500.00)	(\$4,000,669.28)	(\$4,046,497.13)	(\$3,454,002.87)	\$0.00	(\$3,454,002.87)	46.05%

Gadsden Independent Schools

Revenue Report - All Funds

From Date: 10/1/2015

To Date: 12/31/2015

Fiscal Year: 2015-2016

Include pre encumbrance

Print accounts with zero balance

Filter Encumbrance Detail by Date Range

Account Number	Description	Budget	Adjustments	GL Budget	Current	YTD	Balance	Encumbrance	Budget Bal	% Rem
22000.0000.41500.0000.000000.0000.00.0000	INVESTMENT INCOME	\$0.00	\$0.00	\$0.00	(\$115.92)	(\$226.70)	\$226.70	\$0.00	\$226.70	0.00%
22000.0000.41701.0000.000000.0000.00.0000	FEES - ACTIVITIES	(\$110,000.00)	\$110,000.00	\$0.00	\$0.00	\$0.00	\$0.00	\$0.00	\$0.00	0.00%
22000.0000.41705.0000.000000.0000.00.0000	FEES - USERS	\$0.00	(\$110,000.00)	(\$110,000.00)	(\$50,984.50)	(\$95,483.75)	(\$14,516.25)	\$0.00	(\$14,516.25)	13.20%
	Function: REVENUE/BALANCE SHEET - 0000	(\$110,000.00)	\$0.00	(\$110,000.00)	(\$51,100.42)	(\$95,710.45)	(\$14,289.55)	\$0.00	(\$14,289.55)	12.99%
	Fund: ATHLETICS - 22000	(\$110,000.00)	\$0.00	(\$110,000.00)	(\$51,100.42)	(\$95,710.45)	(\$14,289.55)	\$0.00	(\$14,289.55)	12.99%
23000.0000.41500.0000.000000.0000.00.0000	INVESTMENT INCOME	\$0.00	\$0.00	\$0.00	(\$178.74)	(\$311.20)	\$311.20	\$0.00	\$311.20	0.00%
23000.0000.41701.0000.000000.0000.00.0000	FEES - ACTIVITIES	(\$380,000.00)	\$0.00	(\$380,000.00)	(\$133,436.23)	(\$268,905.18)	(\$111,094.82)	\$0.00	(\$111,094.82)	29.24%
23000.0000.41705.0000.000000.0000.00.0000	FEES - USERS	\$0.00	\$0.00	\$0.00	(\$25.00)	(\$80.00)	\$80.00	\$0.00	\$80.00	0.00%
23000.0000.41706.0000.000000.0000.00.0000	FEES - SUMMER SCHOOL	\$0.00	\$0.00	\$0.00	(\$90.00)	(\$90.00)	\$90.00	\$0.00	\$90.00	0.00%
23000.0000.41920.0000.000000.0000.00.0000	CONTRIBUTIONS AND DONATIONS FROM PRIVATE	(\$40,000.00)	\$0.00	(\$40,000.00)	(\$13,434.58)	(\$43,666.47)	\$3,666.47	\$0.00	\$3,666.47	-9.17%
	Function: REVENUE/BALANCE SHEET - 0000	(\$420,000.00)	\$0.00	(\$420,000.00)	(\$147,164.55)	(\$313,052.85)	(\$106,947.15)	\$0.00	(\$106,947.15)	25.46%
	Fund: NON-INSTRUCTIONAL SUPPORT - 23000	(\$420,000.00)	\$0.00	(\$420,000.00)	(\$147,164.55)	(\$313,052.85)	(\$106,947.15)	\$0.00	(\$106,947.15)	25.46%
24101.0000.44500.0000.000000.0000.00.0000	RESTRICTED GRANTS-IN-AID FROM THE FEDERAL	(\$8,455,908.00)	\$0.00	(\$8,455,908.00)	(\$1,946,729.88)	(\$4,992,348.60)	(\$3,463,559.40)	\$0.00	(\$3,463,559.40)	40.96%
	Function: REVENUE/BALANCE SHEET - 0000	(\$8,455,908.00)	\$0.00	(\$8,455,908.00)	(\$1,946,729.88)	(\$4,992,348.60)	(\$3,463,559.40)	\$0.00	(\$3,463,559.40)	40.96%
	Fund: TITLE I - IASA - 24101	(\$8,455,908.00)	\$0.00	(\$8,455,908.00)	(\$1,946,729.88)	(\$4,992,348.60)	(\$3,463,559.40)	\$0.00	(\$3,463,559.40)	40.96%
24103.0000.44500.0000.000000.0000.00.0000	RESTRICTED GRANTS-IN-AID FROM THE FEDERAL	(\$123,592.00)	\$0.00	(\$123,592.00)	(\$5,283.46)	(\$27,626.16)	(\$95,965.84)	\$0.00	(\$95,965.84)	77.65%
	Function: REVENUE/BALANCE SHEET - 0000	(\$123,592.00)	\$0.00	(\$123,592.00)	(\$5,283.46)	(\$27,626.16)	(\$95,965.84)	\$0.00	(\$95,965.84)	77.65%
	Fund: MIGRANT CHILDREN EDUCATION - 24103	(\$123,592.00)	\$0.00	(\$123,592.00)	(\$5,283.46)	(\$27,626.16)	(\$95,965.84)	\$0.00	(\$95,965.84)	77.65%
24106.0000.44500.0000.000000.0000.00.0000	RESTRICTED GRANTS-IN-AID FROM THE FEDERAL	(\$2,782,451.00)	\$0.00	(\$2,782,451.00)	(\$446,808.54)	(\$1,115,886.03)	(\$1,666,564.97)	\$0.00	(\$1,666,564.97)	59.90%
	Function: REVENUE/BALANCE SHEET - 0000	(\$2,782,451.00)	\$0.00	(\$2,782,451.00)	(\$446,808.54)	(\$1,115,886.03)	(\$1,666,564.97)	\$0.00	(\$1,666,564.97)	59.90%
	Fund: ENTITLEMENT IDEA-B - 24106	(\$2,782,451.00)	\$0.00	(\$2,782,451.00)	(\$446,808.54)	(\$1,115,886.03)	(\$1,666,564.97)	\$0.00	(\$1,666,564.97)	59.90%
24108.0000.44500.0000.000000.0000.00.0000	RESTRICTED GRANTS-IN-AID FROM THE FEDERAL	\$0.00	\$0.00	\$0.00	\$0.00	(\$41.81)	\$41.81	\$0.00	\$41.81	0.00%
	Function: REVENUE/BALANCE SHEET - 0000	\$0.00	\$0.00	\$0.00	\$0.00	(\$41.81)	\$41.81	\$0.00	\$41.81	0.00%
	Fund: NEW MEXICO AUTISM PROJECT - 24108	\$0.00	\$0.00	\$0.00	\$0.00	(\$41.81)	\$41.81	\$0.00	\$41.81	0.00%
24109.0000.44500.0000.000000.0000.00.0000	RESTRICTED GRANTS-IN-AID FROM THE FEDERAL	(\$72,271.00)	\$0.00	(\$72,271.00)	(\$20,125.36)	(\$30,596.06)	(\$41,674.94)	\$0.00	(\$41,674.94)	57.66%
	Function: REVENUE/BALANCE SHEET - 0000	(\$72,271.00)	\$0.00	(\$72,271.00)	(\$20,125.36)	(\$30,596.06)	(\$41,674.94)	\$0.00	(\$41,674.94)	57.66%
	Fund: PRESCHOOL IDEA-B - 24109	(\$72,271.00)	\$0.00	(\$72,271.00)	(\$20,125.36)	(\$30,596.06)	(\$41,674.94)	\$0.00	(\$41,674.94)	57.66%
24112.0000.44500.0000.000000.0000.00.0000	RESTRICTED GRANTS-IN-AID FROM THE FEDERAL	\$0.00	\$0.00	\$0.00	\$0.00	(\$4,774.79)	\$4,774.79	\$0.00	\$4,774.79	0.00%
	Function: REVENUE/BALANCE SHEET - 0000	\$0.00	\$0.00	\$0.00	\$0.00	(\$4,774.79)	\$4,774.79	\$0.00	\$4,774.79	0.00%
	Fund: EARLY INTERVENTION SERVICES-IDEA B - 24112	\$0.00	\$0.00	\$0.00	\$0.00	(\$4,774.79)	\$4,774.79	\$0.00	\$4,774.79	0.00%

Gadsden Independent Schools

Revenue Report - All Funds

From Date: 10/1/2015

To Date: 12/31/2015

Fiscal Year: 2015-2016

Include pre encumbrance

Print accounts with zero balance

Filter Encumbrance Detail by Date Range

Account Number	Description	Budget	Adjustments	GL Budget	Current	YTD	Balance	Encumbrance	Budget Bal	% Rem
24113.0000.44500.0000.000000.0000.00.0000	RESTRICTED GRANTS-IN-AID FROM THE FEDERAL	(\$18,366.00)	\$0.00	(\$18,366.00)	(\$2,854.82)	(\$12,948.75)	(\$5,417.25)	\$0.00	(\$5,417.25)	29.50%
	Function: REVENUE/BALANCE SHEET - 0000	(\$18,366.00)	\$0.00	(\$18,366.00)	(\$2,854.82)	(\$12,948.75)	(\$5,417.25)	\$0.00	(\$5,417.25)	29.50%
	Fund: EDUCATION OF HOMELESS - 24113	(\$18,366.00)	\$0.00	(\$18,366.00)	(\$2,854.82)	(\$12,948.75)	(\$5,417.25)	\$0.00	(\$5,417.25)	29.50%
24115.0000.44500.0000.000000.0000.00.0000	RESTRICTED GRANTS-IN-AID FROM THE FEDERAL	\$0.00	\$0.00	\$0.00	\$0.00	(\$692.71)	\$692.71	\$0.00	\$692.71	0.00%
	Function: REVENUE/BALANCE SHEET - 0000	\$0.00	\$0.00	\$0.00	\$0.00	(\$692.71)	\$692.71	\$0.00	\$692.71	0.00%
	Fund: IDEA B PRIVATE SCHOOLS SHARE - 24115	\$0.00	\$0.00	\$0.00	\$0.00	(\$692.71)	\$692.71	\$0.00	\$692.71	0.00%
24118.0000.44500.0000.000000.0000.00.0000	RESTRICTED GRANTS-IN-AID FROM THE FEDERAL	(\$386,851.00)	\$0.00	(\$386,851.00)	(\$59,389.75)	(\$59,389.75)	(\$327,461.25)	\$0.00	(\$327,461.25)	84.65%
	Function: REVENUE/BALANCE SHEET - 0000	(\$386,851.00)	\$0.00	(\$386,851.00)	(\$59,389.75)	(\$59,389.75)	(\$327,461.25)	\$0.00	(\$327,461.25)	84.65%
	Fund: FRUIT & VEGETABLE PROGRAM - 24118	(\$386,851.00)	\$0.00	(\$386,851.00)	(\$59,389.75)	(\$59,389.75)	(\$327,461.25)	\$0.00	(\$327,461.25)	84.65%
24119.0000.44500.0000.000000.0000.00.0000	RESTRICTED GRANTS-IN-AID FROM THE FEDERAL	\$0.00	(\$780,674.00)	(\$780,674.00)	(\$23,156.86)	(\$262,862.40)	(\$517,811.60)	\$0.00	(\$517,811.60)	66.33%
	Function: REVENUE/BALANCE SHEET - 0000	\$0.00	(\$780,674.00)	(\$780,674.00)	(\$23,156.86)	(\$262,862.40)	(\$517,811.60)	\$0.00	(\$517,811.60)	66.33%
	Fund: 21ST CENTURY CLC - 24119	\$0.00	(\$780,674.00)	(\$780,674.00)	(\$23,156.86)	(\$262,862.40)	(\$517,811.60)	\$0.00	(\$517,811.60)	66.33%
24120.0000.44500.0000.000000.0000.00.0000	RESTRICTED GRANTS-IN-AID FROM THE FEDERAL	\$0.00	\$0.00	\$0.00	\$0.00	(\$2,994.35)	\$2,994.35	\$0.00	\$2,994.35	0.00%
	Function: REVENUE/BALANCE SHEET - 0000	\$0.00	\$0.00	\$0.00	\$0.00	(\$2,994.35)	\$2,994.35	\$0.00	\$2,994.35	0.00%
	Fund: IDEA-B RISK POOL - 24120	\$0.00	\$0.00	\$0.00	\$0.00	(\$2,994.35)	\$2,994.35	\$0.00	\$2,994.35	0.00%
24153.0000.44500.0000.000000.0000.00.0000	RESTRICTED GRANTS-IN-AID FROM THE FEDERAL	(\$400,105.00)	\$0.00	(\$400,105.00)	(\$45,993.49)	(\$210,203.60)	(\$189,901.40)	\$0.00	(\$189,901.40)	47.46%
	Function: REVENUE/BALANCE SHEET - 0000	(\$400,105.00)	\$0.00	(\$400,105.00)	(\$45,993.49)	(\$210,203.60)	(\$189,901.40)	\$0.00	(\$189,901.40)	47.46%
	Fund: ENGLISH LANGUAGE ACQUISITION - 24153	(\$400,105.00)	\$0.00	(\$400,105.00)	(\$45,993.49)	(\$210,203.60)	(\$189,901.40)	\$0.00	(\$189,901.40)	47.46%
24154.0000.44500.0000.000000.0000.00.0000	RESTRICTED GRANTS-IN-AID FROM THE FEDERAL	(\$963,156.00)	\$0.00	(\$963,156.00)	(\$204,963.05)	(\$431,710.22)	(\$531,445.78)	\$0.00	(\$531,445.78)	55.18%
	Function: REVENUE/BALANCE SHEET - 0000	(\$963,156.00)	\$0.00	(\$963,156.00)	(\$204,963.05)	(\$431,710.22)	(\$531,445.78)	\$0.00	(\$531,445.78)	55.18%
	Fund: TEACHER/PRINCIPAL TRAINING & RECRUITING - 24154	(\$963,156.00)	\$0.00	(\$963,156.00)	(\$204,963.05)	(\$431,710.22)	(\$531,445.78)	\$0.00	(\$531,445.78)	55.18%
24163.0000.44500.0000.000000.0000.00.0000	RESTRICTED GRANTS-IN-AID FROM THE FEDERAL	\$0.00	\$0.00	\$0.00	\$0.00	(\$33,894.97)	\$33,894.97	\$0.00	\$33,894.97	0.00%
	Function: REVENUE/BALANCE SHEET - 0000	\$0.00	\$0.00	\$0.00	\$0.00	(\$33,894.97)	\$33,894.97	\$0.00	\$33,894.97	0.00%
	Fund: IMMIGRANT FUNDING - TITLE III - 24163	\$0.00	\$0.00	\$0.00	\$0.00	(\$33,894.97)	\$33,894.97	\$0.00	\$33,894.97	0.00%
24174.0000.44500.0000.000000.0000.00.0000	RESTRICTED GRANTS-IN-AID FROM THE FEDERAL	(\$201,143.00)	\$0.00	(\$201,143.00)	(\$20,600.42)	(\$121,073.02)	(\$80,069.98)	\$0.00	(\$80,069.98)	39.81%
	Function: REVENUE/BALANCE SHEET - 0000	(\$201,143.00)	\$0.00	(\$201,143.00)	(\$20,600.42)	(\$121,073.02)	(\$80,069.98)	\$0.00	(\$80,069.98)	39.81%
	Fund: CARL D PERKINS SECONDARY - CURRENT - 24174	(\$201,143.00)	\$0.00	(\$201,143.00)	(\$20,600.42)	(\$121,073.02)	(\$80,069.98)	\$0.00	(\$80,069.98)	39.81%
24175.0000.44500.0000.000000.0000.00.0000	RESTRICTED GRANTS-IN-AID FROM THE FEDERAL	\$0.00	(\$945.00)	(\$945.00)	(\$757.69)	(\$757.69)	(\$187.31)	\$0.00	(\$187.31)	19.82%
	Function: REVENUE/BALANCE SHEET - 0000	\$0.00	(\$945.00)	(\$945.00)	(\$757.69)	(\$757.69)	(\$187.31)	\$0.00	(\$187.31)	19.82%

Gadsden Independent Schools

Revenue Report - All Funds

From Date: 10/1/2015

To Date: 12/31/2015

Fiscal Year: 2015-2016

Include pre encumbrance

Print accounts with zero balance

Filter Encumbrance Detail by Date Range

Account Number	Description	Budget	Adjustments	GL Budget	Current	YTD	Balance	Encumbrance	Budget Bal	% Rem
ARL D PERKINS SECONDARY - PY UNLIQ. OBLIGATIONS - 24175		\$0.00	(\$945.00)	(\$945.00)	(\$757.69)	(\$757.69)	(\$187.31)	\$0.00	(\$187.31)	19.82%
24176.0000.41980.0000.000000.0000.00.0000	REFUND OF PRIOR YEAR'S EXPENDITURES	\$0.00	\$0.00	\$0.00	\$0.00	(\$126.45)	\$126.45	\$0.00	\$126.45	0.00%
24176.0000.44500.0000.000000.0000.00.0000	RESTRICTED GRANTS-IN-AID FROM THE FEDERAL	\$0.00	(\$39,050.00)	(\$39,050.00)	(\$34,807.74)	(\$52,996.20)	\$13,946.20	\$0.00	\$13,946.20	-35.71%
Function: REVENUE/BALANCE SHEET - 0000		\$0.00	(\$39,050.00)	(\$39,050.00)	(\$34,807.74)	(\$53,122.65)	\$14,072.65	\$0.00	\$14,072.65	-36.04%
Fund: CARL PERKINS REDISTRIBUTION - 24176		\$0.00	(\$39,050.00)	(\$39,050.00)	(\$34,807.74)	(\$53,122.65)	\$14,072.65	\$0.00	\$14,072.65	-36.04%
24180.0000.44500.0000.000000.0000.00.0000	RESTRICTED GRANTS-IN-AID FROM THE FEDERAL	\$0.00	\$0.00	\$0.00	\$0.00	(\$48,938.09)	\$48,938.09	\$0.00	\$48,938.09	0.00%
Function: REVENUE/BALANCE SHEET - 0000		\$0.00	\$0.00	\$0.00	\$0.00	(\$48,938.09)	\$48,938.09	\$0.00	\$48,938.09	0.00%
Fund: HIGH SCHOOLS THAT WORK - 24180		\$0.00	\$0.00	\$0.00	\$0.00	(\$48,938.09)	\$48,938.09	\$0.00	\$48,938.09	0.00%
24182.0000.44500.0000.000000.0000.00.0000	RESTRICTED GRANTS-IN-AID FROM THE FEDERAL	\$0.00	(\$31,089.00)	(\$31,089.00)	(\$18,140.83)	(\$21,823.57)	(\$9,265.43)	\$0.00	(\$9,265.43)	29.80%
Function: REVENUE/BALANCE SHEET - 0000		\$0.00	(\$31,089.00)	(\$31,089.00)	(\$18,140.83)	(\$21,823.57)	(\$9,265.43)	\$0.00	(\$9,265.43)	29.80%
Fund: CARL PERKINS HSTW REDISTRIBUTION 09-10 - 24182		\$0.00	(\$31,089.00)	(\$31,089.00)	(\$18,140.83)	(\$21,823.57)	(\$9,265.43)	\$0.00	(\$9,265.43)	29.80%
24187.0000.44500.0000.000000.0000.00.0000	RESTRICTED GRANTS-IN-AID FROM THE FEDERAL	\$0.00	(\$50,130.00)	(\$50,130.00)	(\$5,775.74)	(\$5,775.74)	(\$44,354.26)	\$0.00	(\$44,354.26)	88.48%
Function: REVENUE/BALANCE SHEET - 0000		\$0.00	(\$50,130.00)	(\$50,130.00)	(\$5,775.74)	(\$5,775.74)	(\$44,354.26)	\$0.00	(\$44,354.26)	88.48%
Fund: MIGRANT REGIONAL RECRUITING - 24187		\$0.00	(\$50,130.00)	(\$50,130.00)	(\$5,775.74)	(\$5,775.74)	(\$44,354.26)	\$0.00	(\$44,354.26)	88.48%
25153.0000.41980.0000.000000.0000.00.0000	REFUND OF PRIOR YEAR'S EXPENDITURES	\$0.00	\$0.00	\$0.00	\$0.00	(\$135.00)	\$135.00	\$0.00	\$135.00	0.00%
25153.0000.44301.0000.000000.0000.00.0000	OTHER RESTRICTED GRANTS - FEDERAL DIRECT	(\$650,000.00)	\$0.00	(\$650,000.00)	(\$293,659.63)	(\$517,248.29)	(\$132,751.71)	\$0.00	(\$132,751.71)	20.42%
Function: REVENUE/BALANCE SHEET - 0000		(\$650,000.00)	\$0.00	(\$650,000.00)	(\$293,659.63)	(\$517,383.29)	(\$132,616.71)	\$0.00	(\$132,616.71)	20.40%
Fund: TITLE XIX MEDICAID 3/21 YEARS - 25153		(\$650,000.00)	\$0.00	(\$650,000.00)	(\$293,659.63)	(\$517,383.29)	(\$132,616.71)	\$0.00	(\$132,616.71)	20.40%
26143.0000.41921.0000.000000.0000.00.0000	INSTRUCTIONAL - CATEGORICAL	\$0.00	\$0.00	\$0.00	\$0.00	(\$10,713.60)	\$10,713.60	\$0.00	\$10,713.60	0.00%
Function: REVENUE/BALANCE SHEET - 0000		\$0.00	\$0.00	\$0.00	\$0.00	(\$10,713.60)	\$10,713.60	\$0.00	\$10,713.60	0.00%
Fund: SAVE THE CHILDREN - 26143		\$0.00	\$0.00	\$0.00	\$0.00	(\$10,713.60)	\$10,713.60	\$0.00	\$10,713.60	0.00%
27103.0000.43202.0000.000000.0000.00.0000	RESTRICTED GRANTS - STATE SOURCES	\$0.00	(\$23,843.00)	(\$23,843.00)	\$0.00	(\$2,848.00)	(\$20,995.00)	\$0.00	(\$20,995.00)	88.06%
Function: REVENUE/BALANCE SHEET - 0000		\$0.00	(\$23,843.00)	(\$23,843.00)	\$0.00	(\$2,848.00)	(\$20,995.00)	\$0.00	(\$20,995.00)	88.06%
Fund: 2009 DUAL CREDIT INSTRUCTIONAL MATERIALS - 27103		\$0.00	(\$23,843.00)	(\$23,843.00)	\$0.00	(\$2,848.00)	(\$20,995.00)	\$0.00	(\$20,995.00)	88.06%
27107.0000.43202.0000.000000.0000.00.0000	RESTRICTED GRANTS - STATE SOURCES	(\$102,325.00)	\$0.00	(\$102,325.00)	\$0.00	\$0.00	(\$102,325.00)	\$0.00	(\$102,325.00)	100.00%
27107.0000.43204.0000.000000.0000.00.0000	RESTRICTED GRANTS-STATE PY BALANCES	\$0.00	\$0.00	\$0.00	\$0.00	(\$1,230.71)	\$1,230.71	\$0.00	\$1,230.71	0.00%
Function: REVENUE/BALANCE SHEET - 0000		(\$102,325.00)	\$0.00	(\$102,325.00)	\$0.00	(\$1,230.71)	(\$101,094.29)	\$0.00	(\$101,094.29)	98.80%
Fund: 2012 GO BOND STUDENT LIBRARY - 27107		(\$102,325.00)	\$0.00	(\$102,325.00)	\$0.00	(\$1,230.71)	(\$101,094.29)	\$0.00	(\$101,094.29)	98.80%
27108.0000.43202.0000.000000.0000.00.0000	RESTRICTED GRANTS - STATE SOURCES	\$0.00	(\$126,598.00)	(\$126,598.00)	\$0.00	\$0.00	(\$126,598.00)	\$0.00	(\$126,598.00)	100.00%
Function: REVENUE/BALANCE SHEET - 0000		\$0.00	(\$126,598.00)	(\$126,598.00)	\$0.00	\$0.00	(\$126,598.00)	\$0.00	(\$126,598.00)	100.00%

Gadsden Independent Schools

Revenue Report - All Funds

From Date: 10/1/2015

To Date: 12/31/2015

Fiscal Year: 2015-2016

Include pre encumbrance

Print accounts with zero balance

Filter Encumbrance Detail by Date Range

Account Number	Description	Budget	Adjustments	GL Budget	Current	YTD	Balance	Encumbrance	Budget Bal	% Rem
	Fund: PARCC READINESS - 27108	\$0.00	(\$126,598.00)	(\$126,598.00)	\$0.00	\$0.00	(\$126,598.00)	\$0.00	(\$126,598.00)	100.00%
27114.0000.43202.0000.000000.0000.00.0000	RESTRICTED GRANTS - STATE SOURCES	(\$195,000.00)	\$0.00	(\$195,000.00)	(\$70,001.73)	(\$139,701.26)	(\$55,298.74)	\$0.00	(\$55,298.74)	28.36%
	Function: REVENUE/BALANCE SHEET - 0000	(\$195,000.00)	\$0.00	(\$195,000.00)	(\$70,001.73)	(\$139,701.26)	(\$55,298.74)	\$0.00	(\$55,298.74)	28.36%
	Fund: NM READS TO LEAD! K-3 INITIATIVE - 27114	(\$195,000.00)	\$0.00	(\$195,000.00)	(\$70,001.73)	(\$139,701.26)	(\$55,298.74)	\$0.00	(\$55,298.74)	28.36%
27149.0000.43202.0000.000000.0000.00.0000	RESTRICTED GRANTS - STATE SOURCES	(\$1,999,179.00)	\$0.00	(\$1,999,179.00)	(\$386,920.17)	(\$652,850.50)	(\$1,346,328.50)	\$0.00	(\$1,346,328.50)	67.34%
	Function: REVENUE/BALANCE SHEET - 0000	(\$1,999,179.00)	\$0.00	(\$1,999,179.00)	(\$386,920.17)	(\$652,850.50)	(\$1,346,328.50)	\$0.00	(\$1,346,328.50)	67.34%
	Fund: PREK INITIATIVE - 27149	(\$1,999,179.00)	\$0.00	(\$1,999,179.00)	(\$386,920.17)	(\$652,850.50)	(\$1,346,328.50)	\$0.00	(\$1,346,328.50)	67.34%
27155.0000.43202.0000.000000.0000.00.0000	RESTRICTED GRANTS - STATE SOURCES	\$0.00	(\$175,661.00)	(\$175,661.00)	(\$51,323.71)	(\$51,323.71)	(\$124,337.29)	\$0.00	(\$124,337.29)	70.78%
	Function: REVENUE/BALANCE SHEET - 0000	\$0.00	(\$175,661.00)	(\$175,661.00)	(\$51,323.71)	(\$51,323.71)	(\$124,337.29)	\$0.00	(\$124,337.29)	70.78%
	Fund: BREAKFAST FOR ELEMENTARY STUDENTS - 27155	\$0.00	(\$175,661.00)	(\$175,661.00)	(\$51,323.71)	(\$51,323.71)	(\$124,337.29)	\$0.00	(\$124,337.29)	70.78%
27166.0000.43202.0000.000000.0000.00.0000	RESTRICTED GRANTS - STATE SOURCES	(\$1,226,367.00)	(\$106,098.00)	(\$1,332,465.00)	(\$483,354.72)	(\$1,058,310.43)	(\$274,154.57)	\$0.00	(\$274,154.57)	20.57%
	Function: REVENUE/BALANCE SHEET - 0000	(\$1,226,367.00)	(\$106,098.00)	(\$1,332,465.00)	(\$483,354.72)	(\$1,058,310.43)	(\$274,154.57)	\$0.00	(\$274,154.57)	20.57%
	Fund: KINDERGARTEN-THREE PLUS - 27166	(\$1,226,367.00)	(\$106,098.00)	(\$1,332,465.00)	(\$483,354.72)	(\$1,058,310.43)	(\$274,154.57)	\$0.00	(\$274,154.57)	20.57%
27401.0000.43202.0000.000000.0000.00.0000	RESTRICTED GRANTS - STATE SOURCES	\$0.00	\$0.00	\$0.00	\$0.00	(\$338.56)	\$338.56	\$0.00	\$338.56	0.00%
	Function: REVENUE/BALANCE SHEET - 0000	\$0.00	\$0.00	\$0.00	\$0.00	(\$338.56)	\$338.56	\$0.00	\$338.56	0.00%
	Fund: ALD4ALL/KELLOGG FOUNDATION - 27401	\$0.00	\$0.00	\$0.00	\$0.00	(\$338.56)	\$338.56	\$0.00	\$338.56	0.00%
28191.0000.43203.0000.000000.0000.00.0000	STATE DIRECT GRANTS	(\$93,254.00)	\$0.00	(\$93,254.00)	(\$3,936.89)	(\$68,606.77)	(\$24,647.23)	\$0.00	(\$24,647.23)	26.43%
	Function: REVENUE/BALANCE SHEET - 0000	(\$93,254.00)	\$0.00	(\$93,254.00)	(\$3,936.89)	(\$68,606.77)	(\$24,647.23)	\$0.00	(\$24,647.23)	26.43%
	Fund: SMART START K-3+ - 28191	(\$93,254.00)	\$0.00	(\$93,254.00)	(\$3,936.89)	(\$68,606.77)	(\$24,647.23)	\$0.00	(\$24,647.23)	26.43%
28193.0000.43203.0000.000000.0000.00.0000	STATE DIRECT GRANTS	(\$405,720.00)	\$0.00	(\$405,720.00)	(\$78,598.41)	(\$183,661.09)	(\$222,058.91)	\$0.00	(\$222,058.91)	54.73%
	Function: REVENUE/BALANCE SHEET - 0000	(\$405,720.00)	\$0.00	(\$405,720.00)	(\$78,598.41)	(\$183,661.09)	(\$222,058.91)	\$0.00	(\$222,058.91)	54.73%
	Fund: CYFD PARENTS AS TEACHERS MODEL - 28193	(\$405,720.00)	\$0.00	(\$405,720.00)	(\$78,598.41)	(\$183,661.09)	(\$222,058.91)	\$0.00	(\$222,058.91)	54.73%
29135.0000.41280.0000.000000.0000.00.0000	REVENUE IN LIEU OF TAXES - OTHER LOCAL GOVERNMENTA	\$0.00	\$0.00	\$0.00	(\$19,973.80)	(\$19,973.80)	\$19,973.80	\$0.00	\$19,973.80	0.00%
	Function: REVENUE/BALANCE SHEET - 0000	\$0.00	\$0.00	\$0.00	(\$19,973.80)	(\$19,973.80)	\$19,973.80	\$0.00	\$19,973.80	0.00%
	Fund: IND REV BONDS PILOT - 29135	\$0.00	\$0.00	\$0.00	(\$19,973.80)	(\$19,973.80)	\$19,973.80	\$0.00	\$19,973.80	0.00%
31100.0000.41500.0000.000000.0000.00.0000	INVESTMENT INCOME	(\$15,000.00)	\$0.00	(\$15,000.00)	(\$3,828.85)	(\$7,514.11)	(\$7,485.89)	\$0.00	(\$7,485.89)	49.91%
31100.0000.41980.0000.000000.0000.00.0000	REFUND OF PRIOR YEAR'S EXPENDITURES	\$0.00	\$0.00	\$0.00	\$0.00	(\$38,668.49)	\$38,668.49	\$0.00	\$38,668.49	0.00%
31100.0000.45110.0000.000000.0000.00.0000	BOND PRINCIPAL	(\$9,500,000.00)	\$0.00	(\$9,500,000.00)	(\$9,310,000.00)	(\$9,500,000.00)	\$0.00	\$0.00	\$0.00	0.00%
	Function: REVENUE/BALANCE SHEET - 0000	(\$9,515,000.00)	\$0.00	(\$9,515,000.00)	(\$9,313,828.85)	(\$9,546,182.60)	\$31,182.60	\$0.00	\$31,182.60	-0.33%

Gadsden Independent Schools

Revenue Report - All Funds

From Date: 10/1/2015

To Date: 12/31/2015

Fiscal Year: 2015-2016

 Include pre encumbrance

 Print accounts with zero balance

 Filter Encumbrance Detail by Date Range

Account Number	Description	Budget	Adjustments	GL Budget	Current	YTD	Balance	Encumbrance	Budget Bal	% Rem
	Fund: BOND BUILDING - 31100	(\$9,515,000.00)	\$0.00	(\$9,515,000.00)	(\$9,313,828.85)	(\$9,546,182.60)	\$31,182.60	\$0.00	\$31,182.60	-0.33%
31400.0000.43210.0000.000000.0000.00.0000	SPECIAL CAPITAL OUTLAY - STATE	(\$17,091.00)	\$0.00	(\$17,091.00)	\$0.00	\$0.00	(\$17,091.00)	\$0.00	(\$17,091.00)	100.00%
	Function: REVENUE/BALANCE SHEET - 0000	(\$17,091.00)	\$0.00	(\$17,091.00)	\$0.00	\$0.00	(\$17,091.00)	\$0.00	(\$17,091.00)	100.00%
	Fund: SPECIAL CAPITAL OUTLAY-STATE - 31400	(\$17,091.00)	\$0.00	(\$17,091.00)	\$0.00	\$0.00	(\$17,091.00)	\$0.00	(\$17,091.00)	100.00%
31700.0000.41110.0000.000000.0000.00.0000	AD VALOREM TAXES - SCHOOL DISTRICT	(\$1,751,315.00)	\$0.00	(\$1,751,315.00)	(\$349,468.86)	(\$413,251.19)	(\$1,338,063.81)	\$0.00	(\$1,338,063.81)	76.40%
31700.0000.41500.0000.000000.0000.00.0000	INVESTMENT INCOME	\$0.00	\$0.00	\$0.00	(\$101.86)	(\$199.78)	\$199.78	\$0.00	\$199.78	0.00%
31700.0000.41953.0000.000000.0000.00.0000	INSURANCE RECOVERIES	\$0.00	\$0.00	\$0.00	(\$25,014.45)	(\$29,728.71)	\$29,728.71	\$0.00	\$29,728.71	0.00%
31700.0000.43204.0000.000000.0000.00.0000	RESTRICTED GRANTS-STATE PY BALANCES	(\$2,764,626.00)	\$0.00	(\$2,764,626.00)	(\$1,232,830.00)	(\$1,529,883.70)	(\$1,234,742.30)	\$0.00	(\$1,234,742.30)	44.66%
	Function: REVENUE/BALANCE SHEET - 0000	(\$4,515,941.00)	\$0.00	(\$4,515,941.00)	(\$1,607,415.17)	(\$1,973,063.38)	(\$2,542,877.62)	\$0.00	(\$2,542,877.62)	56.31%
	Fund: CAPITAL IMPROVEMENTS SB-9 - 31700	(\$4,515,941.00)	\$0.00	(\$4,515,941.00)	(\$1,607,415.17)	(\$1,973,063.38)	(\$2,542,877.62)	\$0.00	(\$2,542,877.62)	56.31%
31900.0000.41980.0000.000000.0000.00.0000	REFUND OF PRIOR YEAR'S EXPENDITURES	\$0.00	\$0.00	\$0.00	\$18,827.94	(\$68,021.36)	\$68,021.36	\$0.00	\$68,021.36	0.00%
31900.0000.45110.0000.000000.0000.00.0000	BOND PRINCIPAL	(\$2,000,000.00)	\$0.00	(\$2,000,000.00)	(\$2,000,000.00)	(\$2,000,000.00)	\$0.00	\$0.00	\$0.00	0.00%
	Function: REVENUE/BALANCE SHEET - 0000	(\$2,000,000.00)	\$0.00	(\$2,000,000.00)	(\$1,981,172.06)	(\$2,068,021.36)	\$68,021.36	\$0.00	\$68,021.36	-3.40%
	Fund: ED. TECHNOLOGY EQUIPMENT ACT - 31900	(\$2,000,000.00)	\$0.00	(\$2,000,000.00)	(\$1,981,172.06)	(\$2,068,021.36)	\$68,021.36	\$0.00	\$68,021.36	-3.40%
41000.0000.41110.0000.000000.0000.00.0000	AD VALOREM TAXES - SCHOOL DISTRICT	(\$11,107,938.00)	\$0.00	(\$11,107,938.00)	(\$1,752,003.51)	(\$2,140,840.18)	(\$8,967,097.82)	\$0.00	(\$8,967,097.82)	80.73%
41000.0000.45120.0000.000000.0000.00.0000	PREMIUM OR DISCOUNT ON THE ISSUANCE OF BONDS	\$0.00	\$0.00	\$0.00	(\$202,507.00)	(\$202,507.00)	\$202,507.00	\$0.00	\$202,507.00	0.00%
	Function: REVENUE/BALANCE SHEET - 0000	(\$11,107,938.00)	\$0.00	(\$11,107,938.00)	(\$1,954,510.51)	(\$2,343,347.18)	(\$8,764,590.82)	\$0.00	(\$8,764,590.82)	78.90%
	Fund: DEBT SERVICES - 41000	(\$11,107,938.00)	\$0.00	(\$11,107,938.00)	(\$1,954,510.51)	(\$2,343,347.18)	(\$8,764,590.82)	\$0.00	(\$8,764,590.82)	78.90%
43000.0000.41110.0000.000000.0000.00.0000	AD VALOREM TAXES - SCHOOL DISTRICT	(\$2,028,000.00)	\$0.00	(\$2,028,000.00)	(\$777,792.08)	(\$848,169.26)	(\$1,179,830.74)	\$0.00	(\$1,179,830.74)	58.18%
	Function: REVENUE/BALANCE SHEET - 0000	(\$2,028,000.00)	\$0.00	(\$2,028,000.00)	(\$777,792.08)	(\$848,169.26)	(\$1,179,830.74)	\$0.00	(\$1,179,830.74)	58.18%
	Fund: TOTAL ED. TECH. DEBT SERVICE SUBFUND - 43000	(\$2,028,000.00)	\$0.00	(\$2,028,000.00)	(\$777,792.08)	(\$848,169.26)	(\$1,179,830.74)	\$0.00	(\$1,179,830.74)	58.18%
Grand Total:		(\$161,832,668.00)	(\$1,334,088.00)	(\$163,166,756.00)	(\$51,822,523.94)	(\$85,711,709.48)	(\$77,455,046.52)	\$0.00	(\$77,455,046.52)	47.47%

End of Report

Gadsden Independent Schools

BUDGET AND EXP REPORT-FUND TOTALS

From Date: 10/1/2015

To Date: 12/31/2015

Fiscal Year: 2015-2016

Include pre encumbrance

Print accounts with zero balance

Filter Encumbrance Detail by Date Range

Account Number	Description	Budget	Adjustments	GL Budget	Current	YTD	Balance	Encumbrance	Budget Bal	% Rem
11000.0000.00000.0000.000000.0000.00.0000	SUMMARY	\$116,013,682.00	\$5,716,365.00	\$121,730,047.00	\$24,396,174.40	\$44,622,473.16	\$77,107,573.84	\$53,641,895.27	\$23,465,678.57	19.28%
	Fund: OPERATIONAL - 11000	\$116,013,682.00	\$5,716,365.00	\$121,730,047.00	\$24,396,174.40	\$44,622,473.16	\$77,107,573.84	\$53,641,895.27	\$23,465,678.57	19.28%
13000.0000.00000.0000.000000.0000.00.0000	SUMMARY	\$4,615,839.00	\$4,575.00	\$4,620,414.00	\$1,348,770.62	\$2,357,265.31	\$2,263,148.69	\$2,252,760.16	\$10,388.53	0.22%
	Fund: PUPIL TRANSPORTATION - 13000	\$4,615,839.00	\$4,575.00	\$4,620,414.00	\$1,348,770.62	\$2,357,265.31	\$2,263,148.69	\$2,252,760.16	\$10,388.53	0.22%
14000.0000.00000.0000.000000.0000.00.0000	SUMMARY	\$1,317,914.00	\$30,122.00	\$1,348,036.00	\$357,534.17	\$693,084.92	\$654,951.08	\$9,520.52	\$645,430.56	47.88%
	Fund: INSTRUCTIONAL MATERIALS - 14000	\$1,317,914.00	\$30,122.00	\$1,348,036.00	\$357,534.17	\$693,084.92	\$654,951.08	\$9,520.52	\$645,430.56	47.88%
21000.0000.00000.0000.000000.0000.00.0000	SUMMARY	\$15,333,308.00	\$3,765,053.00	\$19,098,361.00	\$1,942,807.52	\$3,460,690.92	\$15,637,670.08	\$4,692,379.02	\$10,945,291.06	57.31%
	Fund: FOOD SERVICES - 21000	\$15,333,308.00	\$3,765,053.00	\$19,098,361.00	\$1,942,807.52	\$3,460,690.92	\$15,637,670.08	\$4,692,379.02	\$10,945,291.06	57.31%
22000.0000.00000.0000.000000.0000.00.0000	SUMMARY	\$485,001.00	\$154,514.00	\$639,515.00	\$11,621.50	\$14,208.39	\$625,306.61	\$5,241.31	\$620,065.30	96.96%
	Fund: ATHLETICS - 22000	\$485,001.00	\$154,514.00	\$639,515.00	\$11,621.50	\$14,208.39	\$625,306.61	\$5,241.31	\$620,065.30	96.96%
23000.0000.00000.0000.000000.0000.00.0000	SUMMARY	\$870,188.00	\$41,106.00	\$911,294.00	\$150,665.47	\$220,043.49	\$691,250.51	\$51,978.43	\$639,272.08	70.15%
	Fund: NON-INSTRUCTIONAL SUPPORT - 23000	\$870,188.00	\$41,106.00	\$911,294.00	\$150,665.47	\$220,043.49	\$691,250.51	\$51,978.43	\$639,272.08	70.15%
24101.0000.00000.0000.000000.0000.00.0000	SUMMARY	\$8,455,908.00	\$0.00	\$8,455,908.00	\$1,698,784.77	\$2,855,553.91	\$5,600,354.09	\$3,716,250.08	\$1,884,104.01	22.28%
	Fund: TITLE I - IASA - 24101	\$8,455,908.00	\$0.00	\$8,455,908.00	\$1,698,784.77	\$2,855,553.91	\$5,600,354.09	\$3,716,250.08	\$1,884,104.01	22.28%
24103.0000.00000.0000.000000.0000.00.0000	SUMMARY	\$123,592.00	\$0.00	\$123,592.00	\$3,407.59	\$6,334.74	\$117,257.26	\$6,357.48	\$110,899.78	89.73%
	Fund: MIGRANT CHILDREN EDUCATION - 24103	\$123,592.00	\$0.00	\$123,592.00	\$3,407.59	\$6,334.74	\$117,257.26	\$6,357.48	\$110,899.78	89.73%
24106.0000.00000.0000.000000.0000.00.0000	SUMMARY	\$2,782,451.00	\$0.00	\$2,782,451.00	\$693,924.90	\$1,293,329.80	\$1,489,121.20	\$1,230,618.43	\$258,502.77	9.29%
	Fund: ENTITLEMENT IDEA-B - 24106	\$2,782,451.00	\$0.00	\$2,782,451.00	\$693,924.90	\$1,293,329.80	\$1,489,121.20	\$1,230,618.43	\$258,502.77	9.29%
24109.0000.00000.0000.000000.0000.00.0000	SUMMARY	\$72,271.00	\$0.00	\$72,271.00	\$16,509.13	\$29,320.14	\$42,950.86	\$25,656.78	\$17,294.08	23.93%
	Fund: PRESCHOOL IDEA-B - 24109	\$72,271.00	\$0.00	\$72,271.00	\$16,509.13	\$29,320.14	\$42,950.86	\$25,656.78	\$17,294.08	23.93%
24113.0000.00000.0000.000000.0000.00.0000	SUMMARY	\$18,366.00	\$0.00	\$18,366.00	\$1,612.04	\$3,064.28	\$15,301.72	\$0.00	\$15,301.72	83.32%
	Fund: EDUCATION OF HOMELESS - 24113	\$18,366.00	\$0.00	\$18,366.00	\$1,612.04	\$3,064.28	\$15,301.72	\$0.00	\$15,301.72	83.32%
24118.0000.00000.0000.000000.0000.00.0000	SUMMARY	\$386,851.00	\$0.00	\$386,851.00	\$117,697.50	\$177,087.25	\$209,763.75	\$0.00	\$209,763.75	54.22%
	Fund: FRUIT & VEGETABLE PROGRAM - 24118	\$386,851.00	\$0.00	\$386,851.00	\$117,697.50	\$177,087.25	\$209,763.75	\$0.00	\$209,763.75	54.22%
24119.0000.00000.0000.000000.0000.00.0000	SUMMARY	\$0.00	\$780,674.00	\$780,674.00	\$152,260.40	\$152,260.40	\$628,413.60	\$383,746.90	\$244,666.70	31.34%
	Fund: 21ST CENTURY CLC - 24119	\$0.00	\$780,674.00	\$780,674.00	\$152,260.40	\$152,260.40	\$628,413.60	\$383,746.90	\$244,666.70	31.34%
24153.0000.00000.0000.000000.0000.00.0000	SUMMARY	\$400,105.00	\$0.00	\$400,105.00	\$46,854.20	\$53,812.46	\$346,292.54	\$16,600.11	\$329,692.43	82.40%
	Fund: ENGLISH LANGUAGE ACQUISITION - 24153	\$400,105.00	\$0.00	\$400,105.00	\$46,854.20	\$53,812.46	\$346,292.54	\$16,600.11	\$329,692.43	82.40%
24154.0000.00000.0000.000000.0000.00.0000	SUMMARY	\$963,156.00	\$0.00	\$963,156.00	\$158,878.00	\$288,556.60	\$674,599.40	\$279,128.61	\$395,470.79	41.06%
	Fund: TEACHER/PRINCIPAL TRAINING & RECRUITING - 24154	\$963,156.00	\$0.00	\$963,156.00	\$158,878.00	\$288,556.60	\$674,599.40	\$279,128.61	\$395,470.79	41.06%

Gadsden Independent Schools

BUDGET AND EXP REPORT-FUND TOTALS

From Date: 10/1/2015

To Date: 12/31/2015

Fiscal Year: 2015-2016

Include pre encumbrance

Print accounts with zero balance

Filter Encumbrance Detail by Date Range

Account Number	Description	Budget	Adjustments	GL Budget	Current	YTD	Balance	Encumbrance	Budget Bal	% Rem
24174.0000.00000.0000.000000.0000.00.0000	SUMMARY	\$201,143.00	\$0.00	\$201,143.00	\$73,638.92	\$92,285.49	\$108,857.51	\$23,248.16	\$85,609.35	42.56%
Fund: CARL D PERKINS SECONDARY - CURRENT - 24174		\$201,143.00	\$0.00	\$201,143.00	\$73,638.92	\$92,285.49	\$108,857.51	\$23,248.16	\$85,609.35	42.56%
24175.0000.00000.0000.000000.0000.00.0000	SUMMARY	\$0.00	\$945.00	\$945.00	\$0.00	\$757.69	\$187.31	\$0.00	\$187.31	19.82%
ARL D PERKINS SECONDARY - PY UNLIQ. OBLIGATIONS - 24175		\$0.00	\$945.00	\$945.00	\$0.00	\$757.69	\$187.31	\$0.00	\$187.31	19.82%
24176.0000.00000.0000.000000.0000.00.0000	SUMMARY	\$0.00	\$39,050.00	\$39,050.00	\$0.00	\$34,807.74	\$4,242.26	\$0.00	\$4,242.26	10.86%
Fund: CARL PERKINS REDISTRIBUTION - 24176		\$0.00	\$39,050.00	\$39,050.00	\$0.00	\$34,807.74	\$4,242.26	\$0.00	\$4,242.26	10.86%
24182.0000.00000.0000.000000.0000.00.0000	SUMMARY	\$0.00	\$31,089.00	\$31,089.00	\$0.00	\$18,140.83	\$12,948.17	\$0.00	\$12,948.17	41.65%
Fund: CARL PERKINS HSTW REDISTRIBUTION 09-10 - 24182		\$0.00	\$31,089.00	\$31,089.00	\$0.00	\$18,140.83	\$12,948.17	\$0.00	\$12,948.17	41.65%
24187.0000.00000.0000.000000.0000.00.0000	SUMMARY	\$0.00	\$50,130.00	\$50,130.00	\$0.00	\$5,775.74	\$44,354.26	\$0.00	\$44,354.26	88.48%
Fund: MIGRANT REGIONAL RECRUITING - 24187		\$0.00	\$50,130.00	\$50,130.00	\$0.00	\$5,775.74	\$44,354.26	\$0.00	\$44,354.26	88.48%
25153.0000.00000.0000.000000.0000.00.0000	SUMMARY	\$1,252,693.00	\$278,162.00	\$1,530,855.00	\$239,835.35	\$394,649.51	\$1,136,205.49	\$422,881.20	\$713,324.29	46.60%
Fund: TITLE XIX MEDICAID 3/21 YEARS - 25153		\$1,252,693.00	\$278,162.00	\$1,530,855.00	\$239,835.35	\$394,649.51	\$1,136,205.49	\$422,881.20	\$713,324.29	46.60%
26204.0000.00000.0000.000000.0000.00.0000	SUMMARY	\$1,050,001.00	\$380,646.00	\$1,430,647.00	\$116,441.89	\$185,962.34	\$1,244,684.66	\$186,651.03	\$1,058,033.63	73.95%
Fund: SPACEPORT GRT GRANT - 26204		\$1,050,001.00	\$380,646.00	\$1,430,647.00	\$116,441.89	\$185,962.34	\$1,244,684.66	\$186,651.03	\$1,058,033.63	73.95%
26215.0000.00000.0000.000000.0000.00.0000	SUMMARY	\$7,450.00	\$0.00	\$7,450.00	\$0.00	\$4,396.00	\$3,054.00	\$0.00	\$3,054.00	40.99%
Fund: THE BRIDGE OF SOUTHERN NEW MEXICO - 26215		\$7,450.00	\$0.00	\$7,450.00	\$0.00	\$4,396.00	\$3,054.00	\$0.00	\$3,054.00	40.99%
27103.0000.00000.0000.000000.0000.00.0000	SUMMARY	\$0.00	\$23,843.00	\$23,843.00	\$23,843.00	\$23,843.00	\$0.00	\$0.00	\$0.00	0.00%
Fund: 2009 DUAL CREDIT INSTRUCTIONAL MATERIALS - 27103		\$0.00	\$23,843.00	\$23,843.00	\$23,843.00	\$23,843.00	\$0.00	\$0.00	\$0.00	0.00%
27107.0000.00000.0000.000000.0000.00.0000	SUMMARY	\$102,325.00	\$0.00	\$102,325.00	\$0.00	\$0.00	\$102,325.00	\$0.00	\$102,325.00	100.00%
Fund: 2012 GO BOND STUDENT LIBRARY - 27107		\$102,325.00	\$0.00	\$102,325.00	\$0.00	\$0.00	\$102,325.00	\$0.00	\$102,325.00	100.00%
27108.0000.00000.0000.000000.0000.00.0000	SUMMARY	\$0.00	\$126,598.00	\$126,598.00	(\$18,827.94)	\$107,769.85	\$18,828.15	\$0.00	\$18,828.15	14.87%
Fund: PARCC READINESS - 27108		\$0.00	\$126,598.00	\$126,598.00	(\$18,827.94)	\$107,769.85	\$18,828.15	\$0.00	\$18,828.15	14.87%
27114.0000.00000.0000.000000.0000.00.0000	SUMMARY	\$195,000.00	\$0.00	\$195,000.00	\$50,692.07	\$98,612.24	\$96,387.76	\$95,362.65	\$1,025.11	0.53%
Fund: NM READS TO LEAD! K-3 INITIATIVE - 27114		\$195,000.00	\$0.00	\$195,000.00	\$50,692.07	\$98,612.24	\$96,387.76	\$95,362.65	\$1,025.11	0.53%
27149.0000.00000.0000.000000.0000.00.0000	SUMMARY	\$1,999,179.00	\$0.00	\$1,999,179.00	\$303,939.53	\$547,147.81	\$1,452,031.19	\$734,343.29	\$717,687.90	35.90%
Fund: PREK INITIATIVE - 27149		\$1,999,179.00	\$0.00	\$1,999,179.00	\$303,939.53	\$547,147.81	\$1,452,031.19	\$734,343.29	\$717,687.90	35.90%
27155.0000.00000.0000.000000.0000.00.0000	SUMMARY	\$0.00	\$175,661.00	\$175,661.00	\$35,609.33	\$71,866.42	\$103,794.58	\$0.00	\$103,794.58	59.09%
Fund: BREAKFAST FOR ELEMENTARY STUDENTS - 27155		\$0.00	\$175,661.00	\$175,661.00	\$35,609.33	\$71,866.42	\$103,794.58	\$0.00	\$103,794.58	59.09%
27166.0000.00000.0000.000000.0000.00.0000	SUMMARY	\$1,226,367.00	\$106,098.00	\$1,332,465.00	\$0.00	\$940,451.24	\$392,013.76	\$0.00	\$392,013.76	29.42%
Fund: KINDERGARTEN-THREE PLUS - 27166		\$1,226,367.00	\$106,098.00	\$1,332,465.00	\$0.00	\$940,451.24	\$392,013.76	\$0.00	\$392,013.76	29.42%

Gadsden Independent Schools

BUDGET AND EXP REPORT-FUND TOTALS

From Date: 10/1/2015

To Date: 12/31/2015

Fiscal Year: 2015-2016

Include pre encumbrance

Print accounts with zero balance

Filter Encumbrance Detail by Date Range

Account Number	Description	Budget	Adjustments	GL Budget	Current	YTD	Balance	Encumbrance	Budget Bal	% Rem
28191.0000.00000.0000.000000.0000.00.0000	SUMMARY	\$93,254.00	\$0.00	\$93,254.00	\$20,704.84	\$62,307.41	\$30,946.59	\$0.00	\$30,946.59	33.19%
	Fund: SMART START K-3+ - 28191	\$93,254.00	\$0.00	\$93,254.00	\$20,704.84	\$62,307.41	\$30,946.59	\$0.00	\$30,946.59	33.19%
28193.0000.00000.0000.000000.0000.00.0000	SUMMARY	\$405,720.00	\$0.00	\$405,720.00	\$77,522.02	\$149,659.76	\$256,060.24	\$138,902.92	\$117,157.32	28.88%
	Fund: CYFD PARENTS AS TEACHERS MODEL - 28193	\$405,720.00	\$0.00	\$405,720.00	\$77,522.02	\$149,659.76	\$256,060.24	\$138,902.92	\$117,157.32	28.88%
29135.0000.00000.0000.000000.0000.00.0000	SUMMARY	\$277,175.00	\$67,804.00	\$344,979.00	\$6,346.05	\$33,125.82	\$311,853.18	\$10,653.95	\$301,199.23	87.31%
	Fund: IND REV BONDS PILOT - 29135	\$277,175.00	\$67,804.00	\$344,979.00	\$6,346.05	\$33,125.82	\$311,853.18	\$10,653.95	\$301,199.23	87.31%
31100.0000.00000.0000.000000.0000.00.0000	SUMMARY	\$26,366,596.00	\$4,173,094.00	\$30,539,690.00	\$1,705,629.25	\$3,453,403.46	\$27,086,286.54	\$13,401,977.26	\$13,684,309.28	44.81%
	Fund: BOND BUILDING - 31100	\$26,366,596.00	\$4,173,094.00	\$30,539,690.00	\$1,705,629.25	\$3,453,403.46	\$27,086,286.54	\$13,401,977.26	\$13,684,309.28	44.81%
31400.0000.00000.0000.000000.0000.00.0000	SUMMARY	\$17,091.00	\$0.00	\$17,091.00	\$0.00	\$0.00	\$17,091.00	\$0.00	\$17,091.00	100.00%
	Fund: SPECIAL CAPITAL OUTLAY-STATE - 31400	\$17,091.00	\$0.00	\$17,091.00	\$0.00	\$0.00	\$17,091.00	\$0.00	\$17,091.00	100.00%
31700.0000.00000.0000.000000.0000.00.0000	SUMMARY	\$8,302,308.00	\$88,715.00	\$8,391,023.00	\$1,024,667.48	\$1,908,832.89	\$6,482,190.11	\$2,028,067.00	\$4,454,123.11	53.08%
	Fund: CAPITAL IMPROVEMENTS SB-9 - 31700	\$8,302,308.00	\$88,715.00	\$8,391,023.00	\$1,024,667.48	\$1,908,832.89	\$6,482,190.11	\$2,028,067.00	\$4,454,123.11	53.08%
31900.0000.00000.0000.000000.0000.00.0000	SUMMARY	\$2,281,934.00	(\$35,554.00)	\$2,246,380.00	\$637,714.03	\$1,288,468.38	\$957,911.62	\$471,346.08	\$486,565.54	21.66%
	Fund: ED. TECHNOLOGY EQUIPMENT ACT - 31900	\$2,281,934.00	(\$35,554.00)	\$2,246,380.00	\$637,714.03	\$1,288,468.38	\$957,911.62	\$471,346.08	\$486,565.54	21.66%
41000.0000.00000.0000.000000.0000.00.0000	SUMMARY	\$21,428,767.00	\$15,270.00	\$21,444,037.00	\$149,943.10	\$9,337,555.45	\$12,106,481.55	\$0.00	\$12,106,481.55	56.46%
	Fund: DEBT SERVICES - 41000	\$21,428,767.00	\$15,270.00	\$21,444,037.00	\$149,943.10	\$9,337,555.45	\$12,106,481.55	\$0.00	\$12,106,481.55	56.46%
43000.0000.00000.0000.000000.0000.00.0000	SUMMARY	\$3,851,418.00	\$298,501.00	\$4,149,919.00	\$7,777.89	\$2,016,481.65	\$2,133,437.35	\$0.00	\$2,133,437.35	51.41%
	Fund: TOTAL ED. TECH. DEBT SERVICE SUBFUND - 43000	\$3,851,418.00	\$298,501.00	\$4,149,919.00	\$7,777.89	\$2,016,481.65	\$2,133,437.35	\$0.00	\$2,133,437.35	51.41%
Grand Total:		\$220,897,053.00	\$16,312,461.00	\$237,209,514.00	\$35,552,979.02	\$77,003,386.49	\$160,206,127.51	\$83,825,566.64	\$76,380,560.87	32.20%

End of Report

State of New Mexico
Public School Operating Budget - Actuals Revenue Rollup Report
Gadsden 2015-2016 - Second Quarter (Oct - Dec) - Revenue
UnSubmitted

Fund	Obj	Description	Budget	Adjustments	Adjusted Budget	Current Period	YTD	Budget Balance
11000		Operational						
11000	41110	Ad Valorem Taxes – School	\$355,729.00	\$0.00	\$355,729.00	\$69,501.05	\$82,115.36	\$273,613.64
11000	41500	Investment Income	\$4,000.00	\$0.00	\$4,000.00	\$1,067.19	\$2,094.31	\$1,905.69
11000	41701	Fees – Activities	\$0.00	\$0.00	\$0.00	\$9,768.53	\$30,103.68	(\$30,103.68)
11000	41705	Fees – Users	\$0.00	\$0.00	\$0.00	\$161.20	\$210.20	(\$210.20)
11000	41706	Fees – Summer School	\$0.00	\$0.00	\$0.00	\$0.00	\$1,172.00	(\$1,172.00)
11000	41910	Rental Income	\$25,000.00	\$0.00	\$25,000.00	\$8,571.97	\$22,278.36	\$2,721.64
11000	41953	Insurance Recoveries	\$0.00	\$0.00	\$0.00	\$200.00	\$200.00	(\$200.00)
11000	41980	Refund of Prior Year's Ex	\$0.00	\$0.00	\$0.00	\$377.36	\$2,009.36	(\$2,009.36)
11000	43101	State Equalization Guaran	\$100,603,562.00	\$0.00	\$100,603,562.00	\$25,150,890.00	\$50,301,780.00	\$50,301,782.00
11000	43212	Indirect Costs (State Flo	\$8,000.00	\$0.00	\$8,000.00	\$3,009.31	\$5,417.31	\$2,582.69
11000	43213	Indirect Costs (State Dir	\$3,000.00	\$0.00	\$3,000.00	\$3,597.92	\$6,225.59	(\$3,225.59)
11000	43216	Fees - Governmental Agenc	\$80,000.00	\$0.00	\$80,000.00	\$40.00	\$58,634.05	\$21,365.95
11000	44107	Indirect Costs (Federal D	\$8,000.00	\$0.00	\$8,000.00	\$4,448.81	\$7,320.52	\$679.48
11000	44205	Indirect Costs (Federal F	\$101,000.00	\$0.00	\$101,000.00	\$52,193.19	\$87,928.14	\$13,071.86
11000	45304	Sale of Personal Property	\$0.00	\$0.00	\$0.00	\$0.00	\$852.50	(\$852.50)
11000	46100	Access Board (e-Rate)	\$0.00	\$0.00	\$0.00	\$464,288.41	\$464,288.41	(\$464,288.41)
11000		TOTAL Operational	\$101,188,291.00	\$0.00	\$101,188,291.00	\$25,768,114.94	\$51,072,629.79	\$50,115,661.21
13000		Pupil Transportation						
13000	43206	Transportation Distributi	\$4,615,839.00	\$0.00	\$4,615,839.00	\$1,258,866.00	\$2,517,732.00	\$2,098,107.00
13000		TOTAL Pupil	\$4,615,839.00	\$0.00	\$4,615,839.00	\$1,258,866.00	\$2,517,732.00	\$2,098,107.00
14000		Total Instructional Mater						
14000	41980	Refund of Prior Year's Ex	\$0.00	\$0.00	\$0.00	\$354.18	\$4,521.59	(\$4,521.59)
14000	43207	Instructional Materials 5	\$369,190.00	\$0.00	\$369,190.00	\$369,190.00	\$369,190.00	\$0.00
14000	43211	Instructional Materials 5	\$369,190.00	\$0.00	\$369,190.00	\$369,189.21	\$369,189.21	\$0.79
14000		TOTAL Total Instructional	\$738,380.00	\$0.00	\$738,380.00	\$738,733.39	\$742,900.80	(\$4,520.80)
21000		Food Services						
21000	41500	Investment Income	\$3,250.00	\$0.00	\$3,250.00	\$281.89	\$564.35	\$2,685.65
21000	41603	Fees – Adults/Food Servic	\$100,250.00	\$0.00	\$100,250.00	\$35,428.31	\$48,884.91	\$51,365.09
21000	41605	Fees – Other/Food Service	\$146,000.00	\$0.00	\$146,000.00	\$12,917.75	\$16,172.70	\$129,827.30
21000	43203	State Direct Grants	\$150,250.00	\$0.00	\$150,250.00	\$64,828.45	\$93,662.29	\$56,587.71
21000	44500	Restricted Grants – Feder	\$7,100,750.00	\$0.00	\$7,100,750.00	\$3,887,212.88	\$3,887,212.88	\$3,213,537.12
21000		TOTAL Food Services	\$7,500,500.00	\$0.00	\$7,500,500.00	\$4,000,669.28	\$4,046,497.13	\$3,454,002.87
22000		Athletics						
22000	41500	Investment Income	\$0.00	\$0.00	\$0.00	\$115.92	\$226.70	(\$226.70)
22000	41701	Fees – Activities	\$110,000.00	(\$110,000.00)	\$0.00	\$0.00	\$0.00	\$0.00

State of New Mexico
Public School Operating Budget - Actuals Revenue Rollup Report
Gadsden 2015-2016 - Second Quarter (Oct - Dec) - Revenue
UnSubmitted

Fund	Obj	Description	Budget	Adjustments	Adjusted Budget	Current Period	YTD	Budget Balance
22000	41705	Fees – Users	\$0.00	\$110,000.00	\$110,000.00	\$50,984.50	\$95,483.75	\$14,516.25
22000		TOTAL Athletics	\$110,000.00	\$0.00	\$110,000.00	\$51,100.42	\$95,710.45	\$14,289.55
23000		Non-Instructional Support						
23000	41500	Investment Income	\$0.00	\$0.00	\$0.00	\$178.74	\$311.20	(\$311.20)
23000	41701	Fees – Activities	\$380,000.00	\$0.00	\$380,000.00	\$133,436.23	\$268,905.18	\$111,094.82
23000	41705	Fees – Users	\$0.00	\$0.00	\$0.00	\$115.00	\$170.00	(\$170.00)
23000	41920	Contributions and Donatio	\$40,000.00	\$0.00	\$40,000.00	\$13,434.58	\$43,666.47	(\$3,666.47)
23000		TOTAL Non-Instructional	\$420,000.00	\$0.00	\$420,000.00	\$147,164.55	\$313,052.85	\$106,947.15
24000		Federal Flow-through						
24101		Title I - IASA						
24101	44500	Restricted Grants – Feder	\$8,455,908.00	\$0.00	\$8,455,908.00	\$1,946,729.88	\$4,992,348.60	\$3,463,559.40
24101		TOTAL Title I - IASA	\$8,455,908.00	\$0.00	\$8,455,908.00	\$1,946,729.88	\$4,992,348.60	\$3,463,559.40
24103		Migrant Children Educatio						
24103	44500	Restricted Grants – Feder	\$123,592.00	\$0.00	\$123,592.00	\$5,283.46	\$27,626.16	\$95,965.84
24103		TOTAL Migrant Children Ed	\$123,592.00	\$0.00	\$123,592.00	\$5,283.46	\$27,626.16	\$95,965.84
24106		Entitlement IDEA-B						
24106	44500	Restricted Grants – Feder	\$2,782,451.00	\$0.00	\$2,782,451.00	\$446,808.54	\$1,115,886.03	\$1,666,564.97
24106		TOTAL Entitlement IDEA-B	\$2,782,451.00	\$0.00	\$2,782,451.00	\$446,808.54	\$1,115,886.03	\$1,666,564.97
24108		New Mexico Autism Project						
24108	44500	Restricted Grants – Feder	\$0.00	\$0.00	\$0.00	\$0.00	\$41.81	(\$41.81)
24108		TOTAL New Mexico Autism P	\$0.00	\$0.00	\$0.00	\$0.00	\$41.81	(\$41.81)
24109		Preschool IDEA-B						
24109	44500	Restricted Grants – Feder	\$72,271.00	\$0.00	\$72,271.00	\$20,125.36	\$30,596.06	\$41,674.94
24109		TOTAL Preschool IDEA-B	\$72,271.00	\$0.00	\$72,271.00	\$20,125.36	\$30,596.06	\$41,674.94
24112		IDEA – Early Intervention						
24112	44500	Restricted Grants – Feder	\$0.00	\$0.00	\$0.00	\$0.00	\$4,774.79	(\$4,774.79)
24112		TOTAL IDEA – Early Interv	\$0.00	\$0.00	\$0.00	\$0.00	\$4,774.79	(\$4,774.79)
24113		Education of Homeless						
24113	44500	Restricted Grants – Feder	\$18,366.00	\$0.00	\$18,366.00	\$2,854.82	\$12,948.75	\$5,417.25
24113		TOTAL Education of Homele	\$18,366.00	\$0.00	\$18,366.00	\$2,854.82	\$12,948.75	\$5,417.25
24115		IDEA – Private Schools Sh						
24115	44500	Restricted Grants – Feder	\$0.00	\$0.00	\$0.00	\$0.00	\$692.71	(\$692.71)
24115		TOTAL IDEA – Private Scho	\$0.00	\$0.00	\$0.00	\$0.00	\$692.71	(\$692.71)
24118		Fresh Fruit and Vegetable						
24118	44500	Restricted Grants – Feder	\$386,851.00	\$0.00	\$386,851.00	\$59,389.75	\$59,389.75	\$327,461.25
24118		TOTAL Fresh Fruit and Veg	\$386,851.00	\$0.00	\$386,851.00	\$59,389.75	\$59,389.75	\$327,461.25

State of New Mexico
Public School Operating Budget - Actuals Revenue Rollup Report
Gadsden 2015-2016 - Second Quarter (Oct - Dec) - Revenue
UnSubmitted

Fund	Obj	Description	Budget	Adjustments	Adjusted Budget	Current Period	YTD	Budget Balance
24119		21st Century Community Le						
24119	44500	Restricted Grants – Feder	\$0.00	\$780,674.00	\$780,674.00	\$23,156.86	\$262,862.40	\$517,811.60
24119		TOTAL 21st Century	\$0.00	\$780,674.00	\$780,674.00	\$23,156.86	\$262,862.40	\$517,811.60
24120		IDEA-B "Risk Pool"						
24120	44500	Restricted Grants – Feder	\$0.00	\$0.00	\$0.00	\$0.00	\$2,994.35	(\$2,994.35)
24120		TOTAL IDEA-B "Risk Pool"	\$0.00	\$0.00	\$0.00	\$0.00	\$2,994.35	(\$2,994.35)
24153		English Language Acquisit						
24153	44500	Restricted Grants – Feder	\$400,105.00	\$0.00	\$400,105.00	\$45,993.49	\$210,203.60	\$189,901.40
24153		TOTAL English Language Ac	\$400,105.00	\$0.00	\$400,105.00	\$45,993.49	\$210,203.60	\$189,901.40
24154		Teacher/Principal Trainin						
24154	44500	Restricted Grants – Feder	\$963,156.00	\$0.00	\$963,156.00	\$204,963.05	\$431,710.22	\$531,445.78
24154		TOTAL Teacher/Principal T	\$963,156.00	\$0.00	\$963,156.00	\$204,963.05	\$431,710.22	\$531,445.78
24163		Immigrant Funding - Title						
24163	44500	Restricted Grants – Feder	\$0.00	\$0.00	\$0.00	\$0.00	\$33,894.97	(\$33,894.97)
24163		TOTAL Immigrant Funding -	\$0.00	\$0.00	\$0.00	\$0.00	\$33,894.97	(\$33,894.97)
24174		Carl D Perkins Secondary						
24174	44500	Restricted Grants – Feder	\$201,143.00	\$0.00	\$201,143.00	\$20,600.42	\$121,073.02	\$80,069.98
24174		TOTAL Carl D Perkins Seco	\$201,143.00	\$0.00	\$201,143.00	\$20,600.42	\$121,073.02	\$80,069.98
24175		Carl D Perkins Secondary						
24175	44500	Restricted Grants – Feder	\$0.00	\$945.00	\$945.00	\$757.69	\$757.69	\$187.31
24175		TOTAL Carl D Perkins Seco	\$0.00	\$945.00	\$945.00	\$757.69	\$757.69	\$187.31
24176		Carl D Perkins Secondary						
24176	41980	Refund of Prior Year's Ex	\$0.00	\$0.00	\$0.00	\$0.00	\$126.45	(\$126.45)
24176	44500	Restricted Grants – Feder	\$0.00	\$39,050.00	\$39,050.00	\$34,807.74	\$52,996.20	(\$13,946.20)
24176		TOTAL Carl D Perkins Seco	\$0.00	\$39,050.00	\$39,050.00	\$34,807.74	\$53,122.65	(\$14,072.65)
24180		Carl D Perkins HSTW - Cur						
24180	44500	Restricted Grants – Feder	\$0.00	\$0.00	\$0.00	\$0.00	\$48,938.09	(\$48,938.09)
24180		TOTAL Carl D Perkins HSTW	\$0.00	\$0.00	\$0.00	\$0.00	\$48,938.09	(\$48,938.09)
24182		Carl D Perkins HSTW - Red						
24182	44500	Restricted Grants – Feder	\$0.00	\$31,089.00	\$31,089.00	\$18,140.83	\$21,823.57	\$9,265.43
24182		TOTAL Carl D Perkins HSTW	\$0.00	\$31,089.00	\$31,089.00	\$18,140.83	\$21,823.57	\$9,265.43
24187		Migrant Regional Recruti						
24187	44500	Restricted Grants – Feder	\$0.00	\$50,130.00	\$50,130.00	\$5,775.74	\$5,775.74	\$44,354.26
24187		TOTAL Migrant Regional Re	\$0.00	\$50,130.00	\$50,130.00	\$5,775.74	\$5,775.74	\$44,354.26
24000		TOTAL Federal Flow-	\$13,403,843.00	\$901,888.00	\$14,305,731.00	\$2,835,387.63	\$7,437,460.96	\$6,868,270.04
25000		Federal Direct Grants						

State of New Mexico
Public School Operating Budget - Actuals Revenue Rollup Report
Gadsden 2015-2016 - Second Quarter (Oct - Dec) - Revenue
UnSubmitted

Fund	Obj	Description	Budget	Adjustments	Adjusted Budget	Current Period	YTD	Budget Balance
25153		Title XIX MEDICAID 3/21 Y						
25153	41980	Refund of Prior Year's Ex	\$0.00	\$0.00	\$0.00	\$0.00	\$135.00	(\$135.00)
25153	44301	Other Restricted Grants –	\$650,000.00	\$0.00	\$650,000.00	\$293,659.63	\$517,248.29	\$132,751.71
25153		TOTAL Title XIX MEDICAID	\$650,000.00	\$0.00	\$650,000.00	\$293,659.63	\$517,383.29	\$132,616.71
25000		TOTAL Federal Direct	\$650,000.00	\$0.00	\$650,000.00	\$293,659.63	\$517,383.29	\$132,616.71
26000		Local Grants						
26143		Save the Children						
26143	41921	Instructional - Categorical	\$0.00	\$0.00	\$0.00	\$0.00	\$10,713.60	(\$10,713.60)
26143		TOTAL Save the Children	\$0.00	\$0.00	\$0.00	\$0.00	\$10,713.60	(\$10,713.60)
26000		TOTAL Local Grants	\$0.00	\$0.00	\$0.00	\$0.00	\$10,713.60	(\$10,713.60)
27000		State Flow-through Grants						
27103		2009 Dual Credit Instruct						
27103	43202	State Flow-through Grants	\$0.00	\$23,843.00	\$23,843.00	\$0.00	\$2,848.00	\$20,995.00
27103		TOTAL 2009 Dual Credit In	\$0.00	\$23,843.00	\$23,843.00	\$0.00	\$2,848.00	\$20,995.00
27107		2012 GOBOND Student Libra						
27107	43202	State Flow-through Grants	\$102,325.00	\$0.00	\$102,325.00	\$0.00	\$0.00	\$102,325.00
27107	43204	Prior Year Balances	\$0.00	\$0.00	\$0.00	\$0.00	\$1,230.71	(\$1,230.71)
27107		TOTAL 2012 GOBOND	\$102,325.00	\$0.00	\$102,325.00	\$0.00	\$1,230.71	\$101,094.29
27108		PARCC Readiness						
27108	43202	State Flow-through Grants	\$0.00	\$126,598.00	\$126,598.00	\$0.00	\$0.00	\$126,598.00
27108		TOTAL PARCC Readiness	\$0.00	\$126,598.00	\$126,598.00	\$0.00	\$0.00	\$126,598.00
27114		New Mexico Reads to Lead						
27114	43202	State Flow-through Grants	\$195,000.00	\$0.00	\$195,000.00	\$70,001.73	\$139,701.26	\$55,298.74
27114		TOTAL New Mexico Reads to	\$195,000.00	\$0.00	\$195,000.00	\$70,001.73	\$139,701.26	\$55,298.74
27149		PreK Initiative						
27149	43202	State Flow-through Grants	\$1,999,179.00	\$0.00	\$1,999,179.00	\$386,920.17	\$652,850.50	\$1,346,328.50
27149		TOTAL PreK Initiative	\$1,999,179.00	\$0.00	\$1,999,179.00	\$386,920.17	\$652,850.50	\$1,346,328.50
27155		Breakfast for Elementary						
27155	43202	State Flow-through Grants	\$0.00	\$175,661.00	\$175,661.00	\$51,323.71	\$51,323.71	\$124,337.29
27155		TOTAL Breakfast for Eleme	\$0.00	\$175,661.00	\$175,661.00	\$51,323.71	\$51,323.71	\$124,337.29
27166		Kindergarten-Three Plus						
27166	43202	State Flow-through Grants	\$1,226,367.00	\$106,098.00	\$1,332,465.00	\$483,354.72	\$1,058,310.43	\$274,154.57
27166		TOTAL Kindergarten-Three	\$1,226,367.00	\$106,098.00	\$1,332,465.00	\$483,354.72	\$1,058,310.43	\$274,154.57
27401		W.K. Kellogg Foundation						
27401	43202	State Flow-through Grants	\$0.00	\$0.00	\$0.00	\$0.00	\$338.56	(\$338.56)
27401		TOTAL W.K. Kellogg Founda	\$0.00	\$0.00	\$0.00	\$0.00	\$338.56	(\$338.56)

State of New Mexico
Public School Operating Budget - Actuals Revenue Rollup Report
Gadsden 2015-2016 - Second Quarter (Oct - Dec) - Revenue
UnSubmitted

Fund	Obj	Description	Budget	Adjustments	Adjusted Budget	Current Period	YTD	Budget Balance
27000		TOTAL State Flow-	\$3,522,871.00	\$432,200.00	\$3,955,071.00	\$991,600.33	\$1,906,603.17	\$2,048,467.83
28000		State Direct Grants						
28191		Start Smart K-3 Plus Utah						
28191	43203	State Direct Grants	\$93,254.00	\$0.00	\$93,254.00	\$3,936.89	\$68,606.77	\$24,647.23
28191		TOTAL Start Smart K-3 Plu	\$93,254.00	\$0.00	\$93,254.00	\$3,936.89	\$68,606.77	\$24,647.23
28193		CYFD Parents As Teachers						
28193	43203	State Direct Grants	\$405,720.00	\$0.00	\$405,720.00	\$78,598.41	\$183,661.09	\$222,058.91
28193		TOTAL CYFD Parents As Tea	\$405,720.00	\$0.00	\$405,720.00	\$78,598.41	\$183,661.09	\$222,058.91
28000		TOTAL State Direct	\$498,974.00	\$0.00	\$498,974.00	\$82,535.30	\$252,267.86	\$246,706.14
29000		Combined State/Local						
29135		Industrial Revenue Bonds						
29135	41280	Revenue In Lieu Of Taxes	\$0.00	\$0.00	\$0.00	\$19,973.80	\$19,973.80	(\$19,973.80)
29135		TOTAL Industrial Revenue	\$0.00	\$0.00	\$0.00	\$19,973.80	\$19,973.80	(\$19,973.80)
29000		TOTAL Combined	\$0.00	\$0.00	\$0.00	\$19,973.80	\$19,973.80	(\$19,973.80)
31100		Bond Building						
31100	41500	Investment Income	\$15,000.00	\$0.00	\$15,000.00	\$3,828.85	\$7,514.11	\$7,485.89
31100	41980	Refund of Prior Year's Ex	\$0.00	\$0.00	\$0.00	\$0.00	\$38,668.49	(\$38,668.49)
31100	45110	Sale of Bonds	\$9,500,000.00	\$0.00	\$9,500,000.00	\$9,310,000.00	\$9,500,000.00	\$0.00
31100		TOTAL Bond Building	\$9,515,000.00	\$0.00	\$9,515,000.00	\$9,313,828.85	\$9,546,182.60	(\$31,182.60)
31400		Special Capital Outlay-St						
31400	43210	Special Capital Outlay -	\$17,091.00	\$0.00	\$17,091.00	\$0.00	\$0.00	\$17,091.00
31400		TOTAL Special Capital Out	\$17,091.00	\$0.00	\$17,091.00	\$0.00	\$0.00	\$17,091.00
31700		Capital Improvements SB-9						
31700	41110	Ad Valorem Taxes – School	\$1,751,315.00	\$0.00	\$1,751,315.00	\$349,468.86	\$413,251.19	\$1,338,063.81
31700	41500	Investment Income	\$0.00	\$0.00	\$0.00	\$101.86	\$199.78	(\$199.78)
31700	41953	Insurance Recoveries	\$0.00	\$0.00	\$0.00	\$25,014.45	\$29,728.71	(\$29,728.71)
31700	43204	Prior Year Balances	\$2,764,626.00	\$0.00	\$2,764,626.00	\$1,232,830.00	\$1,529,883.70	\$1,234,742.30
31700		TOTAL Capital Improvement	\$4,515,941.00	\$0.00	\$4,515,941.00	\$1,607,415.17	\$1,973,063.38	\$2,542,877.62
31900		Ed. Technology Equipment						
31900	41980	Refund of Prior Year's Ex	\$0.00	\$0.00	\$0.00	(\$18,827.94)	\$68,021.36	(\$68,021.36)
31900	45110	Sale of Bonds	\$2,000,000.00	\$0.00	\$2,000,000.00	\$2,000,000.00	\$2,000,000.00	\$0.00
31900		TOTAL Ed. Technology Equi	\$2,000,000.00	\$0.00	\$2,000,000.00	\$1,981,172.06	\$2,068,021.36	(\$68,021.36)
41000		Debt Services						
41000	41110	Ad Valorem Taxes – School	\$11,107,938.00	\$0.00	\$11,107,938.00	\$1,752,003.51	\$2,140,840.18	\$8,967,097.82
41000	45120	Premium or Discount on th	\$0.00	\$0.00	\$0.00	\$202,507.00	\$202,507.00	(\$202,507.00)
41000		TOTAL Debt Services	\$11,107,938.00	\$0.00	\$11,107,938.00	\$1,954,510.51	\$2,343,347.18	\$8,764,590.82

State of New Mexico
Public School Operating Budget - Actuals Revenue Rollup Report
Gadsden 2015-2016 - Second Quarter (Oct - Dec) - Revenue
UnSubmitted

Fund	Obj	Description	Budget	Adjustments	Adjusted Budget	Current Period	YTD	Budget Balance
43000		Total Ed. Tech. Debt Serv						
43000	41110	Ad Valorem Taxes – School	\$2,028,000.00	\$0.00	\$2,028,000.00	\$777,792.08	\$848,169.26	\$1,179,830.74
43000		TOTAL Total Ed. Tech.	\$2,028,000.00	\$0.00	\$2,028,000.00	\$777,792.08	\$848,169.26	\$1,179,830.74
ALL		TOTAL BUDGET	\$161,832,668.00	\$1,334,088.00	\$163,166,756.00	\$51,822,523.94	\$85,711,709.48	\$77,455,046.52

State of New Mexico
Public School Operating Budget - Actuals Expenditure Rollup Report
Gadsden 2015-2016 - Second Quarter (Oct - Dec) - Expenditure
UnSubmitted

Fund 11000	Func 1000	Obj	Job	Description Operational Instruction	Budget	Adjustments	Adjusted Budget	Current Period	YTD	Encumbrance	Budget Balance	FTE
		51100		Salaries Expense								
11000	1000	51100	1411	Teachers-Grades 1-12	\$26,177,466.00	\$0.00	\$26,177,466.00	\$6,206,993.62	\$10,372,101.71	\$14,378,286.75	\$1,427,077.54	543.00
11000	1000	51100	1412	Teachers- Special Education	\$6,094,106.00	\$0.00	\$6,094,106.00	\$1,390,840.10	\$2,332,736.56	\$3,303,636.37	\$457,733.07	136.14
11000	1000	51100	1413	Teachers-Early Childhood Ed	\$2,586,086.00	\$0.00	\$2,586,086.00	\$634,809.95	\$1,053,678.01	\$1,482,836.61	\$49,571.38	54.00
11000	1000	51100	1415	Teachers-Vocational and Technical	\$1,775,804.00	\$0.00	\$1,775,804.00	\$448,735.70	\$773,814.00	\$1,034,958.21	(\$32,968.21)	35.00
11000	1000	51100	1416	Teachers-Other Instruction	\$6,366,388.00	\$0.00	\$6,366,388.00	\$1,565,811.13	\$2,582,983.97	\$3,669,933.81	\$113,470.22	129.00
11000	1000	51100	1422	Teachers Special Education - Gifted	\$57,406.00	\$0.00	\$57,406.00	\$14,442.60	\$21,614.68	\$31,292.39	\$4,498.93	1.00
11000	1000	51100	1610	Substitutes Professional Development	\$50,000.00	\$0.00	\$50,000.00	\$0.00	\$420.00	\$0.00	\$49,580.00	0.00
11000	1000	51100	1611	Substitutes-Sick Leave	\$650,000.00	\$0.00	\$650,000.00	\$134,623.12	\$196,746.62	\$5,300.64	\$447,348.74	0.00
11000	1000	51100	1612	Substitutes-Other Leave	\$200,000.00	\$0.00	\$200,000.00	\$132,233.84	\$196,941.90	\$5,300.63	(\$2,242.53)	0.00
11000	1000	51100	1613	Separation Pay	\$185,000.00	\$0.00	\$185,000.00	\$0.00	\$0.00	\$3,898.56	\$181,101.44	0.00
11000	1000	51100	1711	Instructional Assistants-Grades 1-12	\$733,002.00	\$0.00	\$733,002.00	\$170,861.65	\$274,565.33	\$374,037.03	\$84,399.64	43.00
11000	1000	51100	1712	Instructional Assistants-Special Education	\$2,220,641.00	\$0.00	\$2,220,641.00	\$531,414.05	\$887,121.81	\$1,248,855.66	\$84,663.53	132.00
11000	1000	51100	1713	Instructional Assistants-Early Childhood Education	\$822,498.00	\$0.00	\$822,498.00	\$178,848.58	\$308,028.58	\$439,622.48	\$74,846.94	48.00
11000	1000	51100		<i>SUBTOTAL Salaries Expense</i>	\$47,918,397.00	\$0.00	\$47,918,397.00	\$11,409,614.34	\$19,000,753.17	\$25,978,563.14	\$2,939,080.69	1,121.14
		51200		Overtime Expense								
11000	1000	51200	1711	Instructional Assistants-Grades 1-12	\$0.00	\$0.00	\$0.00	\$1,807.83	\$1,807.83	\$0.00	(\$1,807.83)	0.00
11000	1000	51200		<i>SUBTOTAL Overtime Expense</i>	\$0.00	\$0.00	\$0.00	\$1,807.83	\$1,807.83	\$0.00	(\$1,807.83)	0.00
		51300		Additional Compensation								
11000	1000	51300	1411	Teachers-Grades 1-12	\$50,000.00	\$0.00	\$50,000.00	\$29,436.25	\$29,976.25	\$3,671.50	\$16,352.25	0.00
11000	1000	51300	1412	Teachers- Special Education	\$75,000.00	\$0.00	\$75,000.00	\$832.50	\$1,227.00	\$1,080.00	\$72,693.00	0.00
11000	1000	51300	1618	Athletics Salaries	\$734,314.00	\$0.00	\$734,314.00	\$201,903.14	\$332,761.50	\$171,153.57	\$230,398.93	0.00
11000	1000	51300	1621	Summer School/After School	\$0.00	\$42,000.00	\$42,000.00	\$0.00	\$350.00	\$0.00	\$41,650.00	0.00
11000	1000	51300	1624	Activities Salary	\$425,737.00	\$0.00	\$425,737.00	\$76,087.39	\$82,241.27	\$244,163.64	\$99,332.09	0.00
11000	1000	51300		<i>SUBTOTAL Additional Compensation</i>	\$1,285,051.00	\$42,000.00	\$1,327,051.00	\$308,259.28	\$446,556.02	\$420,068.71	\$460,426.27	0.00
11000	1000	52111		Educational Retirement	\$6,813,790.00	\$5,838.00	\$6,819,628.00	\$1,584,335.63	\$2,634,894.88	\$3,445,317.51	\$739,415.61	0.00
11000	1000	52112		ERA - Retiree Health	\$974,698.00	\$840.00	\$975,538.00	\$227,965.75	\$379,127.69	\$495,734.93	\$100,675.38	0.00
11000	1000	52210		FICA Payments	\$3,050,616.00	\$2,604.00	\$3,053,220.00	\$677,477.28	\$1,124,442.60	\$1,430,374.70	\$498,402.70	0.00
11000	1000	52220		Medicare Payments	\$713,450.00	\$609.00	\$714,059.00	\$158,442.16	\$262,973.47	\$334,522.97	\$116,562.56	0.00
11000	1000	52311		Health and Medical Premiums	\$4,884,832.00	\$0.00	\$4,884,832.00	\$1,102,035.52	\$1,819,499.31	\$2,419,716.51	\$645,616.18	0.00
11000	1000	52312		Life	\$65,198.00	\$0.00	\$65,198.00	\$15,289.94	\$25,701.01	\$33,391.19	\$6,105.80	0.00
11000	1000	52313		Dental	\$291,328.00	\$0.00	\$291,328.00	\$67,078.59	\$111,754.67	\$145,692.88	\$33,880.45	0.00
11000	1000	52314		Vision	\$43,314.00	\$0.00	\$43,314.00	\$10,057.66	\$16,745.70	\$21,697.05	\$4,871.25	0.00
11000	1000	52315		Disability	\$38,757.00	\$0.00	\$38,757.00	\$8,812.43	\$14,691.12	\$18,584.18	\$5,481.70	0.00
11000	1000	52500		Unemployment Compensation	\$45,560.00	\$39.00	\$45,599.00	\$10,906.78	\$18,100.52	\$23,109.24	\$4,389.24	0.00
11000	1000	52710		Workers Compensation Premium	\$861,658.00	\$525.00	\$862,183.00	\$206,396.95	\$342,508.16	\$437,228.62	\$82,446.22	0.00
11000	1000	52720		Workers Compensation Employer's Fee	\$12,616.00	\$210.00	\$12,826.00	\$2,897.33	\$5,800.39	\$4,657.53	\$2,368.08	0.00
11000	1000	53330		Professional Development	\$95,200.00	\$223,600.00	\$318,800.00	\$7,333.48	\$16,692.77	\$821.48	\$301,285.75	0.00
11000	1000	53414		Other Services	\$52,800.00	\$0.00	\$52,800.00	\$21,939.88	\$30,938.09	\$26,268.15	(\$4,406.24)	0.00

State of New Mexico
Public School Operating Budget - Actuals Expenditure Rollup Report
Gadsden 2015-2016 - Second Quarter (Oct - Dec) - Expenditure
UnSubmitted

Fund	Func	Obj	Job Description	Budget	Adjustments	Adjusted Budget	Current Period	YTD	Encumbrance	Budget Balance	FTE
11000	1000	53711	Other Charges	\$62,600.00	\$16,000.00	\$78,600.00	(\$4,109.57)	\$33,732.50	\$11,606.30	\$33,261.20	0.00
11000	1000	54311	Maintenance & Repair - Furniture/Fixtures/Equipment	\$25,000.00	\$0.00	\$25,000.00	\$905.51	\$905.51	\$16.46	\$24,078.03	0.00
11000	1000	55813	Employee Travel - Non-Teachers	\$0.00	\$0.00	\$0.00	\$445.00	\$627.00	\$0.00	(\$627.00)	0.00
11000	1000	55817	Student Travel	\$612,474.00	\$25,000.00	\$637,474.00	\$116,920.64	\$147,061.34	\$128,253.99	\$362,158.67	0.00
11000	1000	55819	Employee Travel - Teachers	\$6,401.00	\$0.00	\$6,401.00	\$2,162.60	\$3,337.60	\$2,004.00	\$1,059.40	0.00
11000	1000	55914	Contracts - Interagency	\$23,000.00	\$0.00	\$23,000.00	\$0.00	\$0.00	\$0.00	\$23,000.00	0.00
11000	1000	55915	Other Contract Services	\$5,475.00	\$0.00	\$5,475.00	\$206.50	\$1,041.50	\$0.00	\$4,433.50	0.00
11000	1000	56113	Software	\$7,500.00	\$0.00	\$7,500.00	\$4,070.00	\$24,663.02	\$698.00	(\$17,861.02)	0.00
11000	1000	56118	General Supplies and Materials	\$902,899.00	\$301,835.00	\$1,204,734.00	\$246,795.70	\$428,072.30	\$99,526.73	\$677,134.97	0.00
11000	1000	57332	Supply Assets (\$5,000 or less)	\$68,510.00	\$0.00	\$68,510.00	\$32,595.47	\$48,950.25	\$39,091.88	(\$19,532.13)	0.00
11000	1000		SUBTOTAL Instruction	\$68,861,124.00	\$619,100.00	\$69,480,224.00	\$16,220,642.68	\$26,941,378.42	\$35,516,946.15	\$7,021,899.43	1,121.14
	2000		Support Services								
	2100		Support Services-Students								
		51100	Salaries Expense								
11000	2100	51100	1214 Guidance Counselors/Social Workers	\$2,586,507.00	\$0.00	\$2,586,507.00	\$635,197.04	\$1,131,289.33	\$1,380,804.22	\$74,413.45	50.40
11000	2100	51100	1215 Registered Nurses	\$954,555.00	\$0.00	\$954,555.00	\$211,481.86	\$400,281.39	\$440,636.97	\$113,636.64	15.30
11000	2100	51100	1216 Health Assistants	\$261,454.00	\$0.00	\$261,454.00	\$63,073.71	\$117,452.80	\$140,078.29	\$3,922.91	12.40
11000	2100	51100	1217 Secretarial/Clerical/Technical Assistants	\$224,087.00	\$0.00	\$224,087.00	\$56,244.46	\$108,043.88	\$118,187.30	(\$2,144.18)	11.00
11000	2100	51100	1311 Diagnosticians	\$1,020,997.00	\$0.00	\$1,020,997.00	\$245,322.54	\$446,854.91	\$531,530.14	\$42,611.95	19.87
11000	2100	51100	1312 Speech Therapists	\$972,081.00	\$0.00	\$972,081.00	\$127,096.14	\$211,826.90	\$296,556.93	\$463,697.17	22.30
11000	2100	51100	1313 Occupational Therapists	\$304,364.00	\$0.00	\$304,364.00	\$78,091.02	\$130,151.70	\$182,211.91	(\$7,999.61)	7.07
11000	2100	51100	1314 Physical/Recreational Therapists	\$233,994.00	\$0.00	\$233,994.00	\$55,498.56	\$92,497.60	\$129,496.22	\$12,000.18	4.45
11000	2100	51100	1315 Psychologists/Counselors	\$439,448.00	\$0.00	\$439,448.00	\$96,280.38	\$167,121.11	\$217,847.90	\$54,478.99	7.72
11000	2100	51100	1317 Interpreters	\$68,419.00	\$0.00	\$68,419.00	\$7,950.66	\$10,600.88	\$18,551.71	\$39,266.41	2.00
11000	2100	51100	1318 Specialists	\$50,013.00	\$0.00	\$50,013.00	\$12,764.16	\$23,357.48	\$27,655.59	(\$1,000.07)	1.14
11000	2100	51100	SUBTOTAL Salaries Expense	\$7,115,919.00	\$0.00	\$7,115,919.00	\$1,589,000.53	\$2,839,477.98	\$3,483,557.18	\$792,883.84	153.65
11000	2100	52111	Educational Retirement	\$989,115.00	\$0.00	\$989,115.00	\$220,870.50	\$394,697.54	\$471,138.87	\$123,278.59	0.00
11000	2100	52112	ERA - Retiree Health	\$142,319.00	\$0.00	\$142,319.00	\$31,780.18	\$56,791.47	\$67,790.37	\$17,737.16	0.00
11000	2100	52210	FICA Payments	\$441,126.00	\$0.00	\$441,126.00	\$92,180.94	\$164,811.93	\$197,016.71	\$79,297.36	0.00
11000	2100	52220	Medicare Payments	\$103,180.00	\$0.00	\$103,180.00	\$21,558.07	\$38,544.25	\$46,076.46	\$18,559.29	0.00
11000	2100	52311	Health and Medical Premiums	\$724,033.00	\$0.00	\$724,033.00	\$138,863.12	\$245,110.79	\$287,917.39	\$191,004.82	0.00
11000	2100	52312	Life	\$9,885.00	\$0.00	\$9,885.00	\$1,910.07	\$3,431.45	\$3,977.97	\$2,475.58	0.00
11000	2100	52313	Dental	\$44,165.00	\$0.00	\$44,165.00	\$10,011.14	\$17,763.53	\$21,016.69	\$5,384.78	0.00
11000	2100	52314	Vision	\$6,568.00	\$0.00	\$6,568.00	\$1,365.70	\$2,403.72	\$2,798.82	\$1,365.46	0.00
11000	2100	52315	Disability	\$5,875.00	\$0.00	\$5,875.00	\$2,357.47	\$4,198.37	\$4,869.62	(\$3,192.99)	0.00
11000	2100	52500	Unemployment Compensation	\$5,911.00	\$0.00	\$5,911.00	\$1,478.05	\$2,641.44	\$3,154.34	\$115.22	0.00
11000	2100	52710	Workers Compensation Premium	\$124,658.00	\$0.00	\$124,658.00	\$27,982.66	\$50,005.28	\$59,714.52	\$14,938.20	0.00
11000	2100	52720	Workers Compensation Employer's Fee	\$1,778.00	\$0.00	\$1,778.00	\$304.01	\$609.19	\$582.22	\$586.59	0.00
11000	2100	53212	Speech Therapists - Contracted	\$730,000.00	\$0.00	\$730,000.00	\$238,553.49	\$397,989.32	\$479,760.68	(\$147,750.00)	0.00
11000	2100	53213	Occupational Therapists - Contracted	\$50,000.00	\$0.00	\$50,000.00	\$0.00	\$0.00	\$0.00	\$50,000.00	0.00
11000	2100	53217	Interpreters - Contracted	\$117,000.00	\$0.00	\$117,000.00	\$24,329.33	\$24,329.33	\$14,670.67	\$78,000.00	0.00

State of New Mexico
Public School Operating Budget - Actuals Expenditure Rollup Report
Gadsden 2015-2016 - Second Quarter (Oct - Dec) - Expenditure
UnSubmitted

Fund	Func	Obj	Job Description	Budget	Adjustments	Adjusted Budget	Current Period	YTD	Encumbrance	Budget Balance	FTE
11000	2100	53330	Professional Development	\$15,000.00	\$0.00	\$15,000.00	\$119.00	\$2,899.00	\$0.00	\$12,101.00	0.00
11000	2100	53414	Other Services	\$100,000.00	\$0.00	\$100,000.00	\$28,981.60	\$45,953.84	\$38,922.90	\$15,123.26	0.00
11000	2100	53711	Other Charges	\$0.00	\$0.00	\$0.00	\$95.00	\$315.00	\$50.00	(\$365.00)	0.00
11000	2100	54311	Maintenance & Repair - Furniture/Fixtures/Equipment	\$3,000.00	\$0.00	\$3,000.00	\$0.00	\$5,837.52	\$415.00	(\$3,252.52)	0.00
11000	2100	54620	Rental - Equipment and Vehicles	\$7,000.00	\$0.00	\$7,000.00	\$2,834.19	\$4,333.05	\$2,166.95	\$500.00	0.00
11000	2100	55813	Employee Travel - Non-Teachers	\$15,000.00	\$0.00	\$15,000.00	\$432.96	\$682.56	\$0.00	\$14,317.44	0.00
11000	2100	55915	Other Contract Services	\$0.00	\$0.00	\$0.00	\$237.75	\$548.75	\$430.00	(\$978.75)	0.00
11000	2100	56118	General Supplies and Materials	\$84,537.00	\$315.00	\$84,852.00	\$7,240.32	\$14,353.75	\$1,536.26	\$68,961.99	0.00
11000	2100	57332	Supply Assets (\$5,000 or less)	\$0.00	\$0.00	\$0.00	\$12,525.30	\$12,525.30	\$0.00	(\$12,525.30)	0.00
11000	2100		SUBTOTAL Support Services-Students	\$10,836,069.00	\$315.00	\$10,836,384.00	\$2,455,011.38	\$4,330,254.36	\$5,187,563.62	\$1,318,566.02	153.65
	2200		Support Services-Instruction								
		51100	Salaries Expense								
11000	2200	51100	1211 Coordinator/Subject Matter Specialist	\$626,179.00	\$0.00	\$626,179.00	\$152,532.34	\$301,982.84	\$308,737.06	\$15,459.10	8.30
11000	2200	51100	1212 Library/Media Specialists	\$375,063.00	\$0.00	\$375,063.00	\$94,436.22	\$173,133.07	\$204,611.73	(\$2,681.80)	7.14
11000	2200	51100	1213 Library/Media Assistants	\$422,987.00	\$0.00	\$422,987.00	\$107,246.22	\$180,713.61	\$259,222.56	(\$16,949.17)	24.00
11000	2200	51100	1217 Secretarial/Clerical/Technical Assistants	\$900,048.00	\$0.00	\$900,048.00	\$231,430.47	\$447,801.70	\$479,579.46	(\$27,333.16)	38.55
11000	2200	51100	1511 Data Processing	\$226,309.00	\$0.00	\$226,309.00	\$56,577.24	\$113,154.48	\$113,154.52	\$0.00	4.00
11000	2200	51100	1613 Separation Pay	\$44,076.00	\$0.00	\$44,076.00	\$0.00	\$0.00	\$0.00	\$44,076.00	0.00
11000	2200	51100	SUBTOTAL Salaries Expense	\$2,594,662.00	\$0.00	\$2,594,662.00	\$642,222.49	\$1,216,785.70	\$1,365,305.33	\$12,570.97	81.99
		51200	Overtime Expense								
11000	2200	51200	1217 Secretarial/Clerical/Technical Assistants	\$0.00	\$0.00	\$0.00	\$0.00	\$1.49	\$0.00	(\$1.49)	0.00
11000	2200	51200	SUBTOTAL Overtime Expense	\$0.00	\$0.00	\$0.00	\$0.00	\$1.49	\$0.00	(\$1.49)	0.00
		51300	Additional Compensation								
11000	2200	51300	1211 Coordinator/Subject Matter Specialist	\$49,100.00	\$0.00	\$49,100.00	\$4,200.00	\$14,800.00	\$0.00	\$34,300.00	0.00
11000	2200	51300	SUBTOTAL Additional Compensation	\$49,100.00	\$0.00	\$49,100.00	\$4,200.00	\$14,800.00	\$0.00	\$34,300.00	0.00
11000	2200	52111	Educational Retirement	\$361,432.00	\$0.00	\$361,432.00	\$89,239.67	\$169,104.10	\$186,099.67	\$6,228.23	0.00
11000	2200	52112	ERA - Retiree Health	\$51,502.00	\$0.00	\$51,502.00	\$12,840.09	\$24,331.28	\$26,776.63	\$394.09	0.00
11000	2200	52210	FICA Payments	\$163,914.00	\$0.00	\$163,914.00	\$36,529.85	\$69,707.63	\$75,423.34	\$18,783.03	0.00
11000	2200	52220	Medicare Payments	\$38,338.00	\$0.00	\$38,338.00	\$8,543.30	\$16,302.68	\$17,639.36	\$4,395.96	0.00
11000	2200	52311	Health and Medical Premiums	\$264,037.00	\$0.00	\$264,037.00	\$83,485.32	\$154,868.41	\$180,043.18	(\$70,874.59)	0.00
11000	2200	52312	Life	\$3,604.00	\$0.00	\$3,604.00	\$1,130.35	\$2,107.84	\$2,389.97	(\$893.81)	0.00
11000	2200	52313	Dental	\$16,106.00	\$0.00	\$16,106.00	\$5,227.94	\$9,699.13	\$10,547.33	(\$4,140.46)	0.00
11000	2200	52314	Vision	\$2,395.00	\$0.00	\$2,395.00	\$864.18	\$1,599.63	\$1,857.10	(\$1,061.73)	0.00
11000	2200	52315	Disability	\$2,144.00	\$0.00	\$2,144.00	\$603.48	\$1,147.74	\$1,258.17	(\$261.91)	0.00
11000	2200	52500	Unemployment Compensation	\$2,513.00	\$0.00	\$2,513.00	\$601.03	\$1,145.26	\$1,245.23	\$122.51	0.00
11000	2200	52710	Workers Compensation Premium	\$46,254.00	\$0.00	\$46,254.00	\$11,380.03	\$21,684.92	\$23,577.37	\$991.71	0.00
11000	2200	52720	Workers Compensation Employer's Fee	\$669.00	\$0.00	\$669.00	\$181.98	\$379.55	\$361.97	(\$72.52)	0.00
11000	2200	53330	Professional Development	\$19,696.00	\$0.00	\$19,696.00	\$9,666.96	\$14,876.18	\$2,520.00	\$2,299.82	0.00
11000	2200	53414	Other Services	\$731,920.00	\$0.00	\$731,920.00	\$10,463.14	\$18,704.48	\$240,158.98	\$473,056.54	0.00
11000	2200	53711	Other Charges	\$4,300.00	\$0.00	\$4,300.00	\$39.00	\$2,289.00	\$829.80	\$1,181.20	0.00

State of New Mexico
Public School Operating Budget - Actuals Expenditure Rollup Report
Gadsden 2015-2016 - Second Quarter (Oct - Dec) - Expenditure
UnSubmitted

Fund	Func	Obj	Job	Description	Budget	Adjustments	Adjusted Budget	Current Period	YTD	Encumbrance	Budget Balance	FTE
11000	2200	54311		Maintenance & Repair - Furniture/Fixtures/Equipment	\$2,950.00	\$0.00	\$2,950.00	\$673.13	\$2,211.29	\$880.70	(\$141.99)	0.00
11000	2200	54620		Rental - Equipment and Vehicles	\$8,316.00	\$0.00	\$8,316.00	\$1,780.54	\$3,340.17	\$4,207.81	\$768.02	0.00
11000	2200	54630		Rental - Computers and Related Equipment	\$10,000.00	\$0.00	\$10,000.00	\$641.58	\$1,589.81	\$1,977.59	\$6,432.60	0.00
11000	2200	55813		Employee Travel - Non-Teachers	\$6,726.00	\$0.00	\$6,726.00	\$510.86	\$1,472.66	\$0.00	\$5,253.34	0.00
11000	2200	55915		Other Contract Services	\$2,180.00	\$0.00	\$2,180.00	\$52.50	\$180.25	\$248.40	\$1,751.35	0.00
11000	2200	56114		Library And Audio-Visual	\$123,346.00	\$175,000.00	\$298,346.00	\$4,768.15	\$8,440.82	\$71,219.94	\$218,685.24	0.00
11000	2200	56118		General Supplies and Materials	\$72,435.00	\$10,000.00	\$82,435.00	\$11,411.68	\$20,235.18	\$6,457.57	\$55,742.25	0.00
11000	2200	57332		Supply Assets (\$5,000 or less)	\$14,252.00	\$0.00	\$14,252.00	\$4,809.00	\$9,287.73	\$0.00	\$4,964.27	0.00
11000	2200			SUBTOTAL Support Services-Instruction	\$4,592,791.00	\$185,000.00	\$4,777,791.00	\$941,866.25	\$1,786,292.93	\$2,221,025.44	\$770,472.63	81.99
	2300			Support Services-General Administration								
		51100		Salaries Expense								
11000	2300	51100	1111	Superintendent	\$180,000.00	\$0.00	\$180,000.00	\$42,631.98	\$85,131.96	\$85,000.04	\$9,868.00	1.00
11000	2300	51100	1113	Administrative Associates	\$101,501.00	\$0.00	\$101,501.00	\$0.00	\$0.00	\$0.00	\$101,501.00	0.00
11000	2300	51100	1217	Secretarial/Clerical/Technical Assistants	\$61,072.00	\$0.00	\$61,072.00	\$15,007.20	\$30,014.40	\$30,014.40	\$1,043.20	2.00
11000	2300	51100	1613	Separation Pay	\$28,936.00	\$0.00	\$28,936.00	\$0.00	\$0.00	\$0.00	\$28,936.00	0.00
11000	2300	51100	1800	Board Members	\$9,000.00	\$0.00	\$9,000.00	\$1,275.00	\$3,000.00	\$0.00	\$6,000.00	0.00
11000	2300	51100		SUBTOTAL Salaries Expense	\$380,509.00	\$0.00	\$380,509.00	\$58,914.18	\$118,146.36	\$115,014.44	\$147,348.20	3.00
		51300		Additional Compensation								
11000	2300	51300	1217	Secretarial/Clerical/Technical Assistants	\$0.00	\$0.00	\$0.00	\$29.14	\$29.14	\$0.00	(\$29.14)	0.00
11000	2300	51300		SUBTOTAL Additional Compensation	\$0.00	\$0.00	\$0.00	\$29.14	\$29.14	\$0.00	(\$29.14)	0.00
11000	2300	52111		Educational Retirement	\$49,049.00	\$0.00	\$49,049.00	\$7,997.49	\$15,990.93	\$15,986.90	\$17,071.17	0.00
11000	2300	52112		ERA - Retiree Health	\$6,851.00	\$0.00	\$6,851.00	\$1,150.78	\$2,300.98	\$2,300.39	\$2,249.63	0.00
11000	2300	52210		FICA Payments	\$23,592.00	\$0.00	\$23,592.00	\$889.30	\$3,974.97	\$6,881.89	\$12,735.14	0.00
11000	2300	52220		Medicare Payments	\$5,519.00	\$0.00	\$5,519.00	\$832.12	\$1,667.43	\$1,609.44	\$2,242.13	0.00
11000	2300	52311		Health and Medical Premiums	\$34,671.00	\$0.00	\$34,671.00	\$3,374.70	\$5,917.28	\$6,749.40	\$22,004.32	0.00
11000	2300	52312		Life	\$473.00	\$0.00	\$473.00	\$42.30	\$84.60	\$84.60	\$303.80	0.00
11000	2300	52313		Dental	\$2,115.00	\$0.00	\$2,115.00	\$206.94	\$377.58	\$413.88	\$1,323.54	0.00
11000	2300	52314		Vision	\$315.00	\$0.00	\$315.00	\$44.58	\$81.82	\$89.16	\$144.02	0.00
11000	2300	52315		Disability	\$281.00	\$0.00	\$281.00	\$34.74	\$69.36	\$69.30	\$142.34	0.00
11000	2300	52500		Unemployment Compensation	\$353.00	\$0.00	\$353.00	\$55.27	\$110.40	\$107.04	\$135.56	0.00
11000	2300	52710		Workers Compensation Premium	\$6,666.00	\$0.00	\$6,666.00	\$1,045.87	\$2,088.91	\$2,025.37	\$2,551.72	0.00
11000	2300	52720		Workers Compensation Employer's Fee	\$87.00	\$0.00	\$87.00	\$6.90	\$25.30	\$13.80	\$47.90	0.00
11000	2300	53330		Professional Development	\$7,000.00	\$0.00	\$7,000.00	\$765.00	\$990.00	\$182.00	\$5,828.00	0.00
11000	2300	53411		Auditing	\$80,000.00	\$0.00	\$80,000.00	\$14,642.95	\$47,170.95	\$0.00	\$32,829.05	0.00
11000	2300	53413		Legal	\$150,000.00	\$0.00	\$150,000.00	\$3,954.16	\$9,362.03	\$71,815.16	\$68,822.81	0.00
11000	2300	53414		Other Services	\$8,500.00	\$0.00	\$8,500.00	\$195.00	\$455.00	\$980.00	\$7,065.00	0.00
11000	2300	53711		Other Charges	\$10,000.00	\$0.00	\$10,000.00	\$2,634.60	\$10,141.60	\$2,375.00	(\$2,516.60)	0.00
11000	2300	53712		County Tax Collection Costs	\$3,558.00	\$0.00	\$3,558.00	\$695.02	\$821.16	\$0.00	\$2,736.84	0.00
11000	2300	54620		Rental - Equipment and Vehicles	\$5,000.00	\$0.00	\$5,000.00	\$1,319.73	\$2,508.81	\$3,270.06	(\$778.87)	0.00

State of New Mexico
Public School Operating Budget - Actuals Expenditure Rollup Report
Gadsden 2015-2016 - Second Quarter (Oct - Dec) - Expenditure
UnSubmitted

Fund	Func	Obj	Job Description	Budget	Adjustments	Adjusted Budget	Current Period	YTD	Encumbrance	Budget Balance	FTE
11000	2300	55400	Advertising	\$500.00	\$0.00	\$500.00	\$0.00	\$0.00	\$0.00	\$500.00	0.00
11000	2300	55811	Board Travel	\$10,000.00	\$0.00	\$10,000.00	\$112.87	\$399.26	\$542.96	\$9,057.78	0.00
11000	2300	55812	Board Training	\$9,000.00	\$0.00	\$9,000.00	\$1,207.00	\$2,512.00	\$4,808.00	\$1,680.00	0.00
11000	2300	55813	Employee Travel - Non-Teachers	\$10,000.00	\$0.00	\$10,000.00	\$1,080.96	\$1,981.76	\$2,506.65	\$5,511.59	0.00
11000	2300	55915	Other Contract Services	\$53,000.00	\$0.00	\$53,000.00	\$418.50	\$507.75	\$2,492.25	\$50,000.00	0.00
11000	2300	56115	Board Expenses	\$9,000.00	\$0.00	\$9,000.00	\$195.00	\$8,432.00	\$0.00	\$568.00	0.00
11000	2300	56118	General Supplies and Materials	\$7,000.00	\$0.00	\$7,000.00	\$456.80	\$535.96	\$1,503.72	\$4,960.32	0.00
11000	2300		SUBTOTAL Support Services-General Administration	\$873,039.00	\$0.00	\$873,039.00	\$102,301.90	\$236,683.34	\$241,821.41	\$394,534.25	3.00
	2400		Support Services-School Administration								
		51100	Salaries Expense								
11000	2400	51100	1112 Principals	\$3,706,591.00	\$0.00	\$3,706,591.00	\$871,756.07	\$1,679,506.38	\$1,855,545.89	\$171,538.73	53.25
11000	2400	51100	1217 Secretarial/Clerical/Technical Assistants	\$967,131.00	\$0.00	\$967,131.00	\$231,305.43	\$433,191.80	\$493,531.98	\$40,407.22	49.00
11000	2400	51100	1613 Separation Pay	\$3,749.00	\$0.00	\$3,749.00	\$0.00	\$0.00	\$0.00	\$3,749.00	0.00
11000	2400	51100	SUBTOTAL Salaries Expense	\$4,677,471.00	\$0.00	\$4,677,471.00	\$1,103,061.50	\$2,112,698.18	\$2,349,077.87	\$215,694.95	102.25
11000	2400	52111	Educational Retirement	\$647,646.00	\$0.00	\$647,646.00	\$153,325.82	\$293,676.97	\$318,377.67	\$35,591.36	0.00
11000	2400	52112	ERA - Retiree Health	\$93,187.00	\$0.00	\$93,187.00	\$22,061.59	\$42,256.29	\$45,810.60	\$5,120.11	0.00
11000	2400	52210	FICA Payments	\$289,110.00	\$0.00	\$289,110.00	\$63,888.49	\$122,581.29	\$132,588.62	\$33,940.09	0.00
11000	2400	52220	Medicare Payments	\$67,615.00	\$0.00	\$67,615.00	\$14,941.56	\$28,668.03	\$31,008.16	\$7,938.81	0.00
11000	2400	52311	Health and Medical Premiums	\$482,588.00	\$0.00	\$482,588.00	\$110,230.90	\$204,090.65	\$226,044.31	\$52,453.04	0.00
11000	2400	52312	Life	\$6,588.00	\$0.00	\$6,588.00	\$1,426.64	\$2,704.70	\$2,928.49	\$954.81	0.00
11000	2400	52313	Dental	\$29,437.00	\$0.00	\$29,437.00	\$7,094.86	\$13,374.44	\$14,685.01	\$1,377.55	0.00
11000	2400	52314	Vision	\$4,377.00	\$0.00	\$4,377.00	\$1,113.26	\$2,096.70	\$2,274.52	\$5.78	0.00
11000	2400	52315	Disability	\$3,916.00	\$0.00	\$3,916.00	\$1,219.61	\$2,281.51	\$2,457.18	(\$822.69)	0.00
11000	2400	52500	Unemployment Compensation	\$4,336.00	\$0.00	\$4,336.00	\$1,026.16	\$1,965.49	\$2,131.05	\$239.46	0.00
11000	2400	52710	Workers Compensation Premium	\$81,688.00	\$0.00	\$81,688.00	\$19,424.55	\$37,205.36	\$40,334.63	\$4,148.01	0.00
11000	2400	52720	Workers Compensation Employer's Fee	\$1,165.00	\$0.00	\$1,165.00	\$231.78	\$463.64	\$449.72	\$251.64	0.00
11000	2400	53330	Professional Development	\$30,983.00	\$100,000.00	\$130,983.00	\$1,028.00	\$1,028.00	\$0.00	\$129,955.00	0.00
11000	2400	53414	Other Services	\$64,600.00	\$0.00	\$64,600.00	\$0.00	\$14,017.69	\$27,593.00	\$22,989.31	0.00
11000	2400	53711	Other Charges	\$0.00	\$0.00	\$0.00	\$670.00	\$1,234.00	\$0.00	(\$1,234.00)	0.00
11000	2400	55813	Employee Travel - Non-Teachers	\$4,000.00	\$0.00	\$4,000.00	\$2,953.66	\$4,107.54	\$236.96	(\$344.50)	0.00
11000	2400	56118	General Supplies and Materials	\$76,500.00	\$40,886.00	\$117,386.00	\$11,583.12	\$24,181.55	\$10,583.61	\$82,620.84	0.00
11000	2400	57332	Supply Assets (\$5,000 or less)	\$0.00	\$0.00	\$0.00	\$1,039.35	\$1,735.84	\$765.00	(\$2,500.84)	0.00
11000	2400		SUBTOTAL Support Services-School Administration Central Services	\$6,565,207.00	\$140,886.00	\$6,706,093.00	\$1,516,320.85	\$2,910,367.87	\$3,207,346.40	\$588,378.73	102.25
	2500		Central Services								
		51100	Salaries Expense								
11000	2500	51100	1113 Administrative Associates	\$97,926.00	\$0.00	\$97,926.00	\$24,481.50	\$48,963.00	\$48,963.00	\$0.00	1.00
11000	2500	51100	1114 Administrative Assistants	\$159,815.00	\$0.00	\$159,815.00	\$43,039.02	\$85,049.62	\$86,077.98	(\$11,312.60)	3.00
11000	2500	51100	1115 Assoc. Supt.-Fin./Bus. Mgr.	\$123,447.00	\$0.00	\$123,447.00	\$30,861.54	\$61,723.08	\$82,735.07	(\$21,011.15)	1.00

State of New Mexico
Public School Operating Budget - Actuals Expenditure Rollup Report
Gadsden 2015-2016 - Second Quarter (Oct - Dec) - Expenditure
UnSubmitted

Fund	Func	Obj	Job	Description	Budget	Adjustments	Adjusted Budget	Current Period	YTD	Encumbrance	Budget Balance	FTE
11000	2500	51100	1217	Secretarial/Clerical/Technical Assistants	\$258,142.00	\$0.00	\$258,142.00	\$48,712.62	\$94,216.22	\$97,425.26	\$66,500.52	7.00
11000	2500	51100	1220	Business Office Support	\$621,970.00	\$0.00	\$621,970.00	\$138,679.74	\$277,359.48	\$276,531.88	\$68,078.64	16.00
11000	2500	51100	1511	Data Processing	\$312,748.00	\$0.00	\$312,748.00	\$76,871.64	\$153,743.28	\$139,969.04	\$19,035.68	9.00
11000	2500	51100	1613	Separation Pay	\$52,822.00	\$0.00	\$52,822.00	\$0.00	\$0.00	\$0.00	\$52,822.00	0.00
11000	2500	51100	1616	Warehouse/Delivery	\$165,069.00	\$0.00	\$165,069.00	\$48,740.08	\$90,765.13	\$97,769.07	(\$23,465.20)	7.50
11000	2500	51100		SUBTOTAL Salaries Expense	\$1,791,939.00	\$0.00	\$1,791,939.00	\$411,386.14	\$811,819.81	\$829,471.30	\$150,647.89	44.50
		51200		Overtime Expense								
11000	2500	51200	1217	Secretarial/Clerical/Technical Assistants	\$0.00	\$0.00	\$0.00	\$0.00	\$270.72	\$0.00	(\$270.72)	0.00
11000	2500	51200		SUBTOTAL Overtime Expense	\$0.00	\$0.00	\$0.00	\$0.00	\$270.72	\$0.00	(\$270.72)	0.00
		51300		Additional Compensation								
11000	2500	51300	1114	Administrative Assistants	\$0.00	\$0.00	\$0.00	\$550.00	\$550.00	\$0.00	(\$550.00)	0.00
11000	2500	51300	1616	Warehouse/Delivery	\$0.00	\$0.00	\$0.00	\$332.10	\$332.10	\$3,855.60	(\$4,187.70)	0.00
11000	2500	51300		SUBTOTAL Additional Compensation	\$0.00	\$0.00	\$0.00	\$882.10	\$882.10	\$3,855.60	(\$4,737.70)	0.00
11000	2500	52111		Educational Retirement	\$241,738.00	\$0.00	\$241,738.00	\$56,832.37	\$112,333.79	\$111,081.79	\$18,322.42	0.00
11000	2500	52112		ERA - Retiree Health	\$34,783.00	\$0.00	\$34,783.00	\$8,227.50	\$16,213.18	\$15,982.63	\$2,587.19	0.00
11000	2500	52210		FICA Payments	\$111,100.00	\$0.00	\$111,100.00	\$23,412.42	\$46,294.11	\$46,939.62	\$17,866.27	0.00
11000	2500	52220		Medicare Payments	\$25,984.00	\$0.00	\$25,984.00	\$5,514.45	\$10,865.76	\$10,977.69	\$4,140.55	0.00
11000	2500	52311		Health and Medical Premiums	\$178,079.00	\$0.00	\$178,079.00	\$42,695.56	\$84,319.29	\$84,827.00	\$8,932.71	0.00
11000	2500	52312		Life	\$2,432.00	\$0.00	\$2,432.00	\$584.74	\$1,133.46	\$1,103.32	\$195.22	0.00
11000	2500	52313		Dental	\$10,862.00	\$0.00	\$10,862.00	\$2,642.40	\$5,386.84	\$5,335.85	\$139.31	0.00
11000	2500	52314		Vision	\$1,614.00	\$0.00	\$1,614.00	\$503.52	\$1,021.69	\$995.93	(\$403.62)	0.00
11000	2500	52315		Disability	\$1,446.00	\$0.00	\$1,446.00	\$558.82	\$1,077.02	\$1,104.33	(\$735.35)	0.00
11000	2500	52500		Unemployment Compensation	\$1,667.00	\$0.00	\$1,667.00	\$382.99	\$755.19	\$762.58	\$149.23	0.00
11000	2500	52710		Workers Compensation Premium	\$31,393.00	\$0.00	\$31,393.00	\$16,060.35	(\$26,546.97)	\$14,443.24	\$43,496.73	0.00
11000	2500	52720		Workers Compensation Employer's Fee	\$436.00	\$0.00	\$436.00	\$95.22	\$187.42	\$179.40	\$69.18	0.00
11000	2500	53330		Professional Development	\$28,500.00	\$6,000.00	\$34,500.00	\$1,723.00	\$21,028.63	\$2,825.00	\$10,646.37	0.00
11000	2500	53414		Other Services	\$11,500.00	\$0.00	\$11,500.00	\$520.28	\$1,788.46	\$2,898.76	\$6,812.78	0.00
11000	2500	53711		Other Charges	\$8,500.00	\$0.00	\$8,500.00	\$2,161.13	\$5,585.02	\$19.99	\$2,894.99	0.00
11000	2500	54311		Maintenance & Repair - Furniture/Fixtures/Equipment	\$40,000.00	\$0.00	\$40,000.00	\$851.35	\$9,747.83	\$1,564.53	\$28,687.64	0.00
11000	2500	54620		Rental - Equipment and Vehicles	\$21,500.00	\$0.00	\$21,500.00	\$7,481.54	\$13,132.95	\$11,794.71	(\$3,427.66)	0.00
11000	2500	55400		Advertising	\$0.00	\$0.00	\$0.00	\$25.56	\$25.56	\$30.00	(\$55.56)	0.00
11000	2500	55813		Employee Travel - Non-Teachers	\$23,500.00	\$0.00	\$23,500.00	\$1,904.24	\$3,199.20	\$0.00	\$20,300.80	0.00
11000	2500	55915		Other Contract Services	\$31,500.00	\$6,000.00	\$37,500.00	\$6,003.60	\$10,648.90	\$12,273.30	\$14,577.80	0.00
11000	2500	56113		Software	\$0.00	\$0.00	\$0.00	\$0.00	\$1,724.25	\$0.00	(\$1,724.25)	0.00
11000	2500	56118		General Supplies and Materials	\$162,732.00	\$0.00	\$162,732.00	\$4,902.32	\$12,362.85	\$7,500.17	\$142,868.98	0.00
11000	2500	57332		Supply Assets (\$5,000 or less)	\$2,000.00	\$0.00	\$2,000.00	\$0.00	\$1,903.30	\$2,617.38	(\$2,520.68)	0.00
11000	2500			SUBTOTAL Central Services	\$2,763,205.00	\$12,000.00	\$2,775,205.00	\$595,351.60	\$1,147,160.36	\$1,168,584.12	\$459,460.52	44.50
		2600		Operation & Maintenance of Plant								
		51100		Salaries Expense								
11000	2600	51100	1113	Administrative Associates	\$62,705.00	\$0.00	\$62,705.00	\$15,676.26	\$31,352.52	\$31,352.46	\$0.02	0.60

State of New Mexico
Public School Operating Budget - Actuals Expenditure Rollup Report
Gadsden 2015-2016 - Second Quarter (Oct - Dec) - Expenditure
UnSubmitted

Fund	Func	Obj	Job Description	Budget	Adjustments	Adjusted Budget	Current Period	YTD	Encumbrance	Budget Balance	FTE
11000	2600	51100	1114 Administrative Assistants	\$294,296.00	\$0.00	\$294,296.00	\$73,889.84	\$141,785.11	\$133,232.84	\$19,278.05	4.00
11000	2600	51100	1217 Secretarial/Clerical/Technical Assistants	\$201,636.00	\$0.00	\$201,636.00	\$52,148.23	\$102,458.34	\$105,763.76	(\$6,586.10)	7.50
11000	2600	51100	1613 Separation Pay	\$15,767.00	\$0.00	\$15,767.00	\$2,102.88	\$2,102.88	\$0.00	\$13,664.12	0.00
11000	2600	51100	1614 Maintenance	\$1,471,618.00	\$0.00	\$1,471,618.00	\$365,970.52	\$720,148.53	\$708,338.88	\$43,130.59	48.00
11000	2600	51100	1615 Custodial	\$1,896,530.00	\$0.00	\$1,896,530.00	\$442,032.87	\$881,202.04	\$881,986.60	\$133,341.36	91.00
11000	2600	51100	1623 Crosswalk Guards	\$615,826.00	\$0.00	\$615,826.00	\$135,837.89	\$234,239.75	\$315,123.38	\$66,462.87	39.83
11000	2600	51100	SUBTOTAL Salaries Expense	\$4,558,378.00	\$0.00	\$4,558,378.00	\$1,087,658.49	\$2,113,289.17	\$2,175,797.92	\$269,290.91	190.93
		51200	Overtime Expense								
11000	2600	51200	1614 Maintenance	\$0.00	\$0.00	\$0.00	\$0.00	\$2,093.42	\$0.00	(\$2,093.42)	0.00
11000	2600	51200	1615 Custodial	\$91,159.00	\$0.00	\$91,159.00	\$2,667.67	\$4,601.78	\$100.40	\$86,456.82	0.00
11000	2600	51200	1623 Crosswalk Guards	\$1,159.00	\$0.00	\$1,159.00	\$2,307.11	\$3,090.64	\$557.76	(\$2,489.40)	0.00
11000	2600	51200	SUBTOTAL Overtime Expense	\$92,318.00	\$0.00	\$92,318.00	\$4,974.78	\$9,785.84	\$658.16	\$81,874.00	0.00
		51300	Additional Compensation								
11000	2600	51300	1614 Maintenance	\$0.00	\$0.00	\$0.00	\$0.00	\$0.00	\$16,935.36	(\$16,935.36)	0.00
11000	2600	51300	1615 Custodial	\$0.00	\$0.00	\$0.00	(\$145.80)	(\$145.80)	\$0.00	\$145.80	0.00
11000	2600	51300	SUBTOTAL Additional Compensation	\$0.00	\$0.00	\$0.00	(\$145.80)	(\$145.80)	\$16,935.36	(\$16,789.56)	0.00
11000	2600	52111	Educational Retirement	\$643,963.00	\$0.00	\$643,963.00	\$150,588.83	\$293,846.20	\$286,136.37	\$63,980.43	0.00
11000	2600	52112	ERA - Retiree Health	\$92,652.00	\$0.00	\$92,652.00	\$21,671.13	\$42,283.26	\$41,169.55	\$9,199.19	0.00
11000	2600	52210	FICA Payments	\$288,200.00	\$0.00	\$288,200.00	\$63,225.21	\$122,136.06	\$117,274.40	\$48,789.54	0.00
11000	2600	52220	Medicare Payments	\$67,403.00	\$0.00	\$67,403.00	\$14,786.67	\$28,564.26	\$27,427.33	\$11,411.41	0.00
11000	2600	52311	Health and Medical Premiums	\$467,308.00	\$0.00	\$467,308.00	\$146,015.31	\$277,849.21	\$287,057.97	(\$97,599.18)	0.00
11000	2600	52312	Life	\$6,380.00	\$0.00	\$6,380.00	\$2,483.49	\$4,799.56	\$4,660.66	(\$3,080.22)	0.00
11000	2600	52313	Dental	\$28,505.00	\$0.00	\$28,505.00	\$8,045.94	\$15,327.21	\$15,587.51	(\$2,409.72)	0.00
11000	2600	52314	Vision	\$4,238.00	\$0.00	\$4,238.00	\$1,247.85	\$2,404.73	\$2,356.57	(\$523.30)	0.00
11000	2600	52315	Disability	\$3,764.00	\$0.00	\$3,764.00	\$587.42	\$1,711.57	\$1,673.02	\$379.41	0.00
11000	2600	52500	Unemployment Compensation	\$4,236.00	\$0.00	\$4,236.00	\$1,035.64	\$1,999.94	\$1,932.23	\$303.83	0.00
11000	2600	52710	Workers Compensation Premium	\$79,766.00	\$0.00	\$79,766.00	\$19,617.81	\$37,885.15	\$36,595.96	\$5,284.89	0.00
11000	2600	52720	Workers Compensation Employer's Fee	\$1,134.00	\$0.00	\$1,134.00	\$423.96	\$847.59	\$780.76	(\$494.35)	0.00
11000	2600	53330	Professional Development	\$7,500.00	\$0.00	\$7,500.00	\$0.00	\$0.00	\$0.00	\$7,500.00	0.00
11000	2600	53711	Other Charges	\$8,000.00	\$0.00	\$8,000.00	\$3,306.00	\$3,731.00	\$2,121.14	\$2,147.86	0.00
11000	2600	54311	Maintenance & Repair - Furniture/Fixtures/Equipment	\$16,000.00	\$0.00	\$16,000.00	\$35,752.72	\$36,164.72	\$122,334.49	(\$142,499.21)	0.00
11000	2600	54312	Maintenance & Repair - Buildings and Grounds	\$90,000.00	\$0.00	\$90,000.00	\$60,076.35	\$89,441.32	\$106,643.17	(\$106,084.49)	0.00
11000	2600	54313	Maintenance & Repair - Vehicles	\$12,000.00	\$0.00	\$12,000.00	\$7,056.23	\$8,486.71	\$14,847.21	(\$11,333.92)	0.00
11000	2600	54411	Electricity	\$2,800,000.00	\$500,000.00	\$3,300,000.00	\$472,940.82	\$1,187,750.82	\$1,542,684.59	\$569,564.59	0.00
11000	2600	54412	Natural Gas (Buildings)	\$400,000.00	\$200,000.00	\$600,000.00	\$29,500.18	\$41,958.99	\$258,125.54	\$299,915.47	0.00
11000	2600	54413	Propane/Butane (Buildings)	\$7,000.00	\$0.00	\$7,000.00	\$225.40	\$518.35	\$9,815.93	(\$3,334.28)	0.00
11000	2600	54415	Water/Sewage	\$625,000.00	\$168,000.00	\$793,000.00	\$142,222.91	\$317,225.47	\$365,157.79	\$110,616.74	0.00
11000	2600	54416	Communication Services	\$750,000.00	\$50,000.00	\$800,000.00	\$102,170.74	\$237,823.16	\$361,756.43	\$200,420.41	0.00
11000	2600	54620	Rental - Equipment and Vehicles	\$8,000.00	\$0.00	\$8,000.00	\$1,535.45	\$3,390.08	\$7,359.24	(\$2,749.32)	0.00
11000	2600	55200	Property/Liability Insurance	\$2,015,501.00	\$27,267.00	\$2,042,768.00	\$0.00	\$2,041,293.48	\$5.00	\$1,469.52	0.00
11000	2600	55813	Employee Travel - Non-Teachers	\$16,800.00	\$0.00	\$16,800.00	\$3,775.52	\$5,582.70	\$16.64	\$11,200.66	0.00

State of New Mexico
Public School Operating Budget - Actuals Expenditure Rollup Report
Gadsden 2015-2016 - Second Quarter (Oct - Dec) - Expenditure
UnSubmitted

Fund	Func	Obj	Job Description	Budget	Adjustments	Adjusted Budget	Current Period	YTD	Encumbrance	Budget Balance	FTE
11000	2600	55915	Other Contract Services	\$2,000.00	\$0.00	\$2,000.00	\$0.00	\$0.00	\$7,000.00	(\$5,000.00)	0.00
11000	2600	56118	General Supplies and Materials	\$413,200.00	\$0.00	\$413,200.00	\$187,869.99	\$236,233.74	\$47,678.99	\$129,287.27	0.00
11000	2600	56211	Gasoline	\$45,500.00	\$100,000.00	\$145,500.00	(\$18,860.82)	(\$19,296.16)	\$75,762.10	\$89,034.06	0.00
11000	2600	56212	Diesel Fuel	\$95,000.00	\$0.00	\$95,000.00	\$5,941.75	\$14,192.52	\$19,639.40	\$61,168.08	0.00
11000	2600	56214	Lubricants/Anti-Freeze	\$5,000.00	\$0.00	\$5,000.00	\$2,167.55	\$2,167.55	\$1,189.65	\$1,642.80	0.00
11000	2600	56215	Tires/Tubes	\$6,000.00	\$0.00	\$6,000.00	\$0.00	\$0.00	\$6,228.24	(\$228.24)	0.00
11000	2600	56216	Maintenance Supplies/Parts	\$15,000.00	\$0.00	\$15,000.00	\$2,051.34	\$2,649.86	\$5,579.91	\$6,770.23	0.00
11000	2600	57332	Supply Assets (\$5,000 or less)	\$11,000.00	\$0.00	\$11,000.00	\$4,730.88	\$5,393.88	\$2,363.40	\$3,242.72	0.00
11000	2600		SUBTOTAL Operation & Maintenance of Plant	\$13,686,746.00	\$1,045,267.00	\$14,732,013.00	\$2,564,679.74	\$7,167,292.14	\$5,972,352.63	\$1,592,368.23	190.93
	2900		Other Support Services								
11000	2900	58213	Emergency Reserve	\$5,800,684.00	\$285,818.00	\$6,086,502.00	\$0.00	\$0.00	\$0.00	\$6,086,502.00	0.00
11000	2900	58215	Restricted Expenditures	\$1,564,656.00	\$3,318,129.00	\$4,882,785.00	\$0.00	\$0.00	\$0.00	\$4,882,785.00	0.00
11000	2900	58218	75% June Credit	\$63,737.00	\$3,475.00	\$67,212.00	\$0.00	\$0.00	\$0.00	\$67,212.00	0.00
11000	2900	58219	Payment for State Match – Medicaid	\$175,000.00	\$0.00	\$175,000.00	\$0.00	\$54,105.59	\$0.00	\$120,894.41	0.00
11000	2900		SUBTOTAL Other Support Services	\$7,604,077.00	\$3,607,422.00	\$11,211,499.00	\$0.00	\$54,105.59	\$0.00	\$11,157,393.41	0.00
11000	2000		SUBTOTAL Support Services	\$46,921,134.00	\$4,990,890.00	\$51,912,024.00	\$8,175,531.72	\$17,632,156.59	\$17,998,693.62	\$16,281,173.79	576.32
	3000		Operation of Non-Instructional Services								
	3100		Food Services Operations								
		51100	Salaries Expense								
11000	3100	51100	1613 Separation Pay	\$15,000.00	\$0.00	\$15,000.00	\$0.00	\$7,541.22	\$0.00	\$7,458.78	0.00
11000	3100	51100	SUBTOTAL Salaries Expense	\$15,000.00	\$0.00	\$15,000.00	\$0.00	\$7,541.22	\$0.00	\$7,458.78	0.00
11000	3100	52210	FICA Payments	\$930.00	\$0.00	\$930.00	\$0.00	\$467.56	\$0.00	\$462.44	0.00
11000	3100	52220	Medicare Payments	\$218.00	\$0.00	\$218.00	\$0.00	\$109.35	\$0.00	\$108.65	0.00
11000	3100	52500	Unemployment Compensation	\$14.00	\$0.00	\$14.00	\$0.00	\$7.01	\$0.00	\$6.99	0.00
11000	3100	52710	Workers Compensation Premium	\$262.00	\$0.00	\$262.00	\$0.00	\$132.80	\$0.00	\$129.20	0.00
11000	3100		SUBTOTAL Food Services Operations	\$16,424.00	\$0.00	\$16,424.00	\$0.00	\$8,257.94	\$0.00	\$8,166.06	0.00
	3300		Community Services Operations								
		51300	Additional Compensation								
11000	3300	51300	1620 Recreation	\$50,000.00	\$25,000.00	\$75,000.00	\$0.00	\$33,349.65	\$0.00	\$41,650.35	0.00
11000	3300	51300	SUBTOTAL Additional Compensation	\$50,000.00	\$25,000.00	\$75,000.00	\$0.00	\$33,349.65	\$0.00	\$41,650.35	0.00
11000	3300	52111	Educational Retirement	\$6,950.00	\$3,475.00	\$10,425.00	\$0.00	\$3,704.92	\$0.00	\$6,720.08	0.00
11000	3300	52112	ERA - Retiree Health	\$500.00	\$500.00	\$1,000.00	\$0.00	\$533.07	\$0.00	\$466.93	0.00
11000	3300	52210	FICA Payments	\$3,100.00	\$1,550.00	\$4,650.00	\$0.00	\$1,872.37	\$0.00	\$2,777.63	0.00
11000	3300	52220	Medicare Payments	\$725.00	\$365.00	\$1,090.00	\$0.00	\$437.89	\$0.00	\$652.11	0.00
11000	3300	52500	Unemployment Compensation	\$55.00	\$25.00	\$80.00	\$0.00	\$31.03	\$0.00	\$48.97	0.00
11000	3300	52710	Workers Compensation Premium	\$800.00	\$450.00	\$1,250.00	\$0.00	\$587.28	\$0.00	\$662.72	0.00
11000	3300	52720	Workers Compensation Employer's Fee	\$0.00	\$10.00	\$10.00	\$0.00	\$0.00	\$0.00	\$10.00	0.00

State of New Mexico
Public School Operating Budget - Actuals Expenditure Rollup Report
Gadsden 2015-2016 - Second Quarter (Oct - Dec) - Expenditure
UnSubmitted

Fund	Func	Obj	Job	Description	Budget	Adjustments	Adjusted Budget	Current Period	YTD	Encumbrance	Budget Balance	FTE
11000	3300	57118		General Supplies and Materials	\$2,870.00	\$0.00	\$2,870.00	\$0.00	\$164.00	\$0.00	\$2,706.00	0.00
11000	3300			SUBTOTAL Community Services Operations	\$65,000.00	\$31,375.00	\$96,375.00	\$0.00	\$40,680.21	\$0.00	\$55,694.79	0.00
11000	3000			SUBTOTAL Operation of Non-Instructional Services	\$81,424.00	\$31,375.00	\$112,799.00	\$0.00	\$48,938.15	\$0.00	\$63,860.85	0.00
	4000			Capital Outlay								
11000	4000	57311		Vehicles General	\$150,000.00	\$75,000.00	\$225,000.00	\$0.00	\$0.00	\$125,436.00	\$99,564.00	0.00
11000	4000			SUBTOTAL Capital Outlay	\$150,000.00	\$75,000.00	\$225,000.00	\$0.00	\$0.00	\$125,436.00	\$99,564.00	0.00
11000				TOTAL Operational	\$116,013,682.00	\$5,716,365.00	\$121,730,047.00	\$24,396,174.40	\$44,622,473.16	\$53,641,075.77	\$23,466,498.07	1,697.46
13000				Pupil Transportation								
	2000			Support Services								
	2700			Student Transportation								
		51100		Salaries Expense								
13000	2700	51100	1113	Administrative Associates	\$41,804.00	\$0.00	\$41,804.00	\$10,450.80	\$20,901.60	\$20,901.57	\$0.83	0.40
13000	2700	51100	1217	Secretarial/Clerical/Technical Assistants	\$24,537.00	\$0.00	\$24,537.00	\$6,136.02	\$12,272.04	\$12,271.96	(\$7.00)	1.00
13000	2700	51100		SUBTOTAL Salaries Expense	\$66,341.00	\$0.00	\$66,341.00	\$16,586.82	\$33,173.64	\$33,173.53	(\$6.17)	1.40
13000	2700	52111		Educational Retirement	\$9,222.00	\$0.00	\$9,222.00	\$2,305.56	\$4,611.12	\$4,611.10	(\$0.22)	0.00
13000	2700	52112		ERA - Retiree Health	\$1,327.00	\$0.00	\$1,327.00	\$331.74	\$663.48	\$663.48	\$0.04	0.00
13000	2700	52210		FICA Payments	\$4,114.00	\$0.00	\$4,114.00	\$947.90	\$1,897.80	\$1,898.51	\$317.69	0.00
13000	2700	52220		Medicare Payments	\$962.00	\$0.00	\$962.00	\$221.66	\$443.78	\$443.97	\$74.25	0.00
13000	2700	52311		Health and Medical Premiums	\$5,326.00	\$0.00	\$5,326.00	\$1,727.96	\$3,400.08	\$3,438.16	(\$1,512.24)	0.00
13000	2700	52312		Life	\$80.00	\$0.00	\$80.00	\$19.74	\$39.48	\$39.48	\$1.04	0.00
13000	2700	52313		Dental	\$274.00	\$0.00	\$274.00	\$90.42	\$180.84	\$180.84	(\$87.68)	0.00
13000	2700	52314		Vision	\$29.00	\$0.00	\$29.00	\$12.18	\$24.36	\$24.36	(\$19.72)	0.00
13000	2700	52315		Disability	\$58.00	\$0.00	\$58.00	\$0.00	\$0.00	\$0.00	\$58.00	0.00
13000	2700	52500		Unemployment Compensation	\$62.00	\$0.00	\$62.00	\$15.42	\$30.84	\$30.84	\$0.32	0.00
13000	2700	52710		Workers Compensation Premium	\$1,163.00	\$0.00	\$1,163.00	\$292.08	\$584.16	\$584.16	(\$5.32)	0.00
13000	2700	52720		Workers Compensation Employer's Fee	\$17.00	\$0.00	\$17.00	\$3.22	\$6.44	\$6.44	\$4.12	0.00
13000	2700	53330		Professional Development	\$2,000.00	\$0.00	\$2,000.00	\$0.00	\$0.00	\$0.00	\$2,000.00	0.00
13000	2700	53711		Other Charges	\$11,800.00	\$0.00	\$11,800.00	\$1,743.97	\$6,131.46	\$6,677.04	(\$1,008.50)	0.00
13000	2700	54620		Rental - Equipment and Vehicles	\$422,589.00	\$0.00	\$422,589.00	\$126,776.70	\$211,294.50	\$211,294.50	\$0.00	0.00
13000	2700	55111		Transportation Per-Capita Feeders	\$8,000.00	\$0.00	\$8,000.00	\$2,164.41	\$2,988.41	\$4,260.75	\$750.84	0.00
13000	2700	55112		Transportation Contractors	\$3,970,866.00	\$4,575.00	\$3,975,441.00	\$1,191,259.80	\$1,985,433.00	\$1,985,433.00	\$4,575.00	0.00
13000	2700	55200		Property/Liability Insurance	\$102,609.00	\$0.00	\$102,609.00	\$695.98	\$102,604.98	\$0.00	\$4.02	0.00
13000	2700	55813		Employee Travel - Non-Teachers	\$1,000.00	\$0.00	\$1,000.00	\$0.00	\$0.00	\$0.00	\$1,000.00	0.00
13000	2700	55916		Bus Inspections	\$7,000.00	\$0.00	\$7,000.00	\$3,525.58	\$3,525.58	\$0.00	\$3,474.42	0.00
13000	2700	56118		General Supplies and Materials	\$1,000.00	\$0.00	\$1,000.00	\$49.48	\$231.36	\$0.00	\$768.64	0.00
13000	2700			SUBTOTAL Student Transportation	\$4,615,839.00	\$4,575.00	\$4,620,414.00	\$1,348,770.62	\$2,357,265.31	\$2,252,760.16	\$10,388.53	1.40
13000	2000			SUBTOTAL Support Services	\$4,615,839.00	\$4,575.00	\$4,620,414.00	\$1,348,770.62	\$2,357,265.31	\$2,252,760.16	\$10,388.53	1.40

State of New Mexico
Public School Operating Budget - Actuals Expenditure Rollup Report
Gadsden 2015-2016 - Second Quarter (Oct - Dec) - Expenditure
UnSubmitted

Fund	Func	Obj	Job	Description	Budget	Adjustments	Adjusted Budget	Current Period	YTD	Encumbrance	Budget Balance	FTE
13000				TOTAL Pupil	\$4,615,839.00	\$4,575.00	\$4,620,414.00	\$1,348,770.62	\$2,357,265.31	\$2,252,760.16	\$10,388.53	1.40
				<i>Transportation</i>								
14000				Total Instructional Materials Sub-Fund Instruction								
	1000											
14000	1000	56107		Instructional Materials Credit - 50% Textbooks	\$658,957.00	\$15,061.00	\$674,018.00	\$304,375.57	\$584,672.76	\$0.00	\$89,345.24	0.00
14000	1000	56111		Instructional Materials Cash - 50% Textbooks	\$658,957.00	\$15,061.00	\$674,018.00	\$53,158.60	\$108,412.16	\$9,520.52	\$556,085.32	0.00
14000	1000			SUBTOTAL Instruction	\$1,317,914.00	\$30,122.00	\$1,348,036.00	\$357,534.17	\$693,084.92	\$9,520.52	\$645,430.56	0.00
14000				TOTAL Total	\$1,317,914.00	\$30,122.00	\$1,348,036.00	\$357,534.17	\$693,084.92	\$9,520.52	\$645,430.56	0.00
				<i>Instructional Materials Sub-Fund</i>								
21000				Food Services								
	3000			Operation of Non-Instructional Services								
		3100		Food Services Operations								
			51100	Salaries Expense								
21000	3100	51100	1114	Administrative Assistants	\$270,000.00	\$0.00	\$270,000.00	\$51,347.44	\$98,328.45	\$101,469.65	\$70,201.90	2.00
21000	3100	51100	1217	Secretarial/Clerical/Technical Assistants	\$125,000.00	\$0.00	\$125,000.00	\$26,341.02	\$51,887.92	\$52,681.82	\$20,430.26	3.00
21000	3100	51100	1611	Substitutes-Sick Leave	\$95,000.00	\$0.00	\$95,000.00	\$18,571.88	\$26,694.38	\$832.50	\$67,473.12	0.00
21000	3100	51100	1616	Warehouse/Delivery	\$360,000.00	\$0.00	\$360,000.00	\$53,743.56	\$106,410.66	\$107,487.18	\$146,102.16	8.00
21000	3100	51100	1617	Food Service	\$2,100,000.00	\$0.00	\$2,100,000.00	\$389,208.09	\$734,660.39	\$913,507.46	\$451,832.15	151.00
21000	3100	51100		SUBTOTAL Salaries Expense	\$2,950,000.00	\$0.00	\$2,950,000.00	\$539,211.99	\$1,017,981.80	\$1,175,978.61	\$756,039.59	164.00
			51200	Overtime Expense								
21000	3100	51200	1616	Warehouse/Delivery	\$5,000.00	\$0.00	\$5,000.00	\$80.40	\$80.40	\$0.00	\$4,919.60	0.00
21000	3100	51200	1617	Food Service	\$100,000.00	\$0.00	\$100,000.00	\$19,084.87	\$25,439.92	\$5,576.05	\$68,984.03	0.00
21000	3100	51200		SUBTOTAL Overtime Expense	\$105,000.00	\$0.00	\$105,000.00	\$19,165.27	\$25,520.32	\$5,576.05	\$73,903.63	0.00
			51300	Additional Compensation								
21000	3100	51300	1617	Food Service	\$85,000.00	\$0.00	\$85,000.00	\$0.00	\$0.00	\$0.00	\$85,000.00	0.00
21000	3100	51300		SUBTOTAL Additional Compensation	\$85,000.00	\$0.00	\$85,000.00	\$0.00	\$0.00	\$0.00	\$85,000.00	0.00
21000	3100	52111		Educational Retirement	\$325,000.00	\$0.00	\$325,000.00	\$75,516.01	\$141,788.76	\$157,287.78	\$25,923.46	0.00
21000	3100	52112		ERA - Retiree Health	\$75,000.00	\$0.00	\$75,000.00	\$10,856.19	\$20,400.03	\$22,629.69	\$31,970.28	0.00
21000	3100	52210		FICA Payments	\$190,000.00	\$0.00	\$190,000.00	\$32,226.46	\$60,352.55	\$64,507.76	\$65,139.69	0.00
21000	3100	52220		Medicare Payments	\$45,000.00	\$0.00	\$45,000.00	\$7,536.49	\$14,114.11	\$15,084.99	\$15,800.90	0.00
21000	3100	52311		Health and Medical Premiums	\$400,000.00	\$0.00	\$400,000.00	\$84,227.20	\$145,016.66	\$180,188.18	\$74,795.16	0.00
21000	3100	52312		Life	\$30,000.00	\$0.00	\$30,000.00	\$2,322.06	\$3,940.92	\$4,920.76	\$21,138.32	0.00
21000	3100	52313		Dental	\$30,000.00	\$0.00	\$30,000.00	\$4,254.39	\$7,262.63	\$9,270.24	\$13,467.13	0.00
21000	3100	52314		Vision	\$8,000.00	\$0.00	\$8,000.00	\$944.82	\$1,578.36	\$1,899.38	\$4,522.26	0.00
21000	3100	52315		Disability	\$5,000.00	\$0.00	\$5,000.00	\$628.38	\$1,101.02	\$1,360.55	\$2,538.43	0.00
21000	3100	52500		Unemployment Compensation	\$7,000.00	\$0.00	\$7,000.00	\$522.69	\$974.32	\$1,053.14	\$4,972.54	0.00
21000	3100	52710		Workers Compensation Premium	\$55,000.00	\$0.00	\$55,000.00	\$9,897.70	\$18,450.64	\$19,940.27	\$16,609.09	0.00
21000	3100	52720		Workers Compensation Employer's Fee	\$4,000.00	\$0.00	\$4,000.00	\$404.47	\$789.68	\$691.36	\$2,518.96	0.00

State of New Mexico
Public School Operating Budget - Actuals Expenditure Rollup Report
Gadsden 2015-2016 - Second Quarter (Oct - Dec) - Expenditure
UnSubmitted

Fund	Func	Obj	Job Description	Budget	Adjustments	Adjusted Budget	Current Period	YTD	Encumbrance	Budget Balance	FTE
21000	3100	53330	Professional Development	\$4,500.00	\$0.00	\$4,500.00	\$477.00	\$857.00	\$0.00	\$3,643.00	0.00
21000	3100	53414	Other Services	\$150,000.00	\$0.00	\$150,000.00	\$0.00	\$46.18	\$875.20	\$149,078.62	0.00
21000	3100	53711	Other Charges	\$15,000.00	\$0.00	\$15,000.00	\$10.00	\$5,135.50	\$0.00	\$9,864.50	0.00
21000	3100	54311	Maintenance & Repair - Furniture/Fixtures/Equipment	\$50,000.00	\$0.00	\$50,000.00	\$6,681.11	\$19,920.33	\$12,827.91	\$17,251.76	0.00
21000	3100	54312	Maintenance & Repair - Buildings and Grounds	\$50,000.00	\$0.00	\$50,000.00	\$0.00	\$0.00	\$0.00	\$50,000.00	0.00
21000	3100	54313	Maintenance & Repair - Vehicles	\$50,000.00	\$0.00	\$50,000.00	\$5,618.31	\$10,714.68	\$5,656.96	\$33,628.36	0.00
21000	3100	54411	Electricity	\$150,000.00	\$0.00	\$150,000.00	\$0.00	\$0.00	\$0.00	\$150,000.00	0.00
21000	3100	54412	Natural Gas (Buildings)	\$75,000.00	\$0.00	\$75,000.00	\$0.00	\$0.00	\$0.00	\$75,000.00	0.00
21000	3100	54415	Water/Sewage	\$65,000.00	\$0.00	\$65,000.00	\$16,500.00	\$16,500.00	\$8,950.00	\$39,550.00	0.00
21000	3100	54416	Communication Services	\$40,000.00	\$0.00	\$40,000.00	\$1,608.64	\$3,848.67	\$9,426.63	\$26,724.70	0.00
21000	3100	55813	Employee Travel - Non-Teachers	\$60,000.00	\$0.00	\$60,000.00	\$6,593.62	\$8,067.26	\$500.00	\$51,432.74	0.00
21000	3100	55915	Other Contract Services	\$100,000.00	\$0.00	\$100,000.00	\$0.00	\$0.00	\$0.00	\$100,000.00	0.00
21000	3100	56113	Software	\$105,000.00	\$0.00	\$105,000.00	\$0.00	\$0.00	\$0.00	\$105,000.00	0.00
21000	3100	56116	Food	\$8,579,808.00	\$3,765,053.00	\$12,344,861.00	\$974,462.96	\$1,504,083.75	\$2,575,789.26	\$8,264,987.99	0.00
21000	3100	56117	Non-Food	\$700,000.00	\$0.00	\$700,000.00	\$75,277.38	\$318,914.44	\$307,843.61	\$73,241.95	0.00
21000	3100	56118	General Supplies and Materials	\$300,000.00	\$0.00	\$300,000.00	\$31,685.43	\$72,843.72	\$7,979.25	\$219,177.03	0.00
21000	3100	57311	Vehicles General	\$25,000.00	\$0.00	\$25,000.00	\$0.00	\$0.00	\$0.00	\$25,000.00	0.00
21000	3100	57331	Fixed Assets (more than \$5,000)	\$300,000.00	\$0.00	\$300,000.00	\$0.00	\$0.00	\$114,255.00	\$185,745.00	0.00
21000	3100	57332	Supply Assets (\$5,000 or less)	\$200,000.00	\$0.00	\$200,000.00	\$36,178.95	\$40,487.59	\$8,375.45	\$151,136.96	0.00
21000	3100		SUBTOTAL Food Services Operations	\$15,333,308.00	\$3,765,053.00	\$19,098,361.00	\$1,942,807.52	\$3,460,690.92	\$4,712,868.03	\$10,924,802.05	164.00
21000	3000		SUBTOTAL Operation of Non-Instructional Services	\$15,333,308.00	\$3,765,053.00	\$19,098,361.00	\$1,942,807.52	\$3,460,690.92	\$4,712,868.03	\$10,924,802.05	164.00
21000			TOTAL Food Services	\$15,333,308.00	\$3,765,053.00	\$19,098,361.00	\$1,942,807.52	\$3,460,690.92	\$4,712,868.03	\$10,924,802.05	164.00
22000	1000		Athletics Instruction								
22000	1000	53330	Professional Development	\$10,500.00	\$0.00	\$10,500.00	\$0.00	\$0.00	\$0.00	\$10,500.00	0.00
22000	1000	53711	Other Charges	\$20,000.00	\$0.00	\$20,000.00	\$2,248.16	\$4,688.31	\$5,241.31	\$10,070.38	0.00
22000	1000	54311	Maintenance & Repair - Furniture/Fixtures/Equipment	\$6,000.00	\$0.00	\$6,000.00	\$0.00	\$0.00	\$0.00	\$6,000.00	0.00
22000	1000	55813	Employee Travel - Non-Teachers	\$1,000.00	\$0.00	\$1,000.00	\$0.00	\$0.00	\$0.00	\$1,000.00	0.00
22000	1000	55817	Student Travel	\$208,014.00	\$0.00	\$208,014.00	\$0.00	\$0.00	\$0.00	\$208,014.00	0.00
22000	1000	55915	Other Contract Services	\$2,500.00	\$0.00	\$2,500.00	\$0.00	\$0.00	\$0.00	\$2,500.00	0.00
22000	1000	56118	General Supplies and Materials	\$221,987.00	\$154,514.00	\$376,501.00	\$9,373.34	\$9,520.08	\$0.00	\$366,980.92	0.00
22000	1000	57332	Supply Assets (\$5,000 or less)	\$15,000.00	\$0.00	\$15,000.00	\$0.00	\$0.00	\$0.00	\$15,000.00	0.00
22000	1000		SUBTOTAL Instruction	\$485,001.00	\$154,514.00	\$639,515.00	\$11,621.50	\$14,208.39	\$5,241.31	\$620,065.30	0.00
22000			TOTAL Athletics	\$485,001.00	\$154,514.00	\$639,515.00	\$11,621.50	\$14,208.39	\$5,241.31	\$620,065.30	0.00
23000			Non-Instructional Support								
	1000		Instruction								
		51200	Overtime Expense								

State of New Mexico
 Public School Operating Budget - Actuals Expenditure Rollup Report
 Gadsden 2015-2016 - Second Quarter (Oct - Dec) - Expenditure
 UnSubmitted

Fund	Func	Obj	Job	Description	Budget	Adjustments	Adjusted Budget	Current Period	YTD	Encumbrance	Budget Balance	FTE
23000	1000	51200	1624	Activities Salary	\$0.00	\$0.00	\$0.00	(\$9.71)	\$0.00	\$0.00	\$0.00	0.00
23000	1000	51200		SUBTOTAL Overtime Expense	\$0.00	\$0.00	\$0.00	(\$9.71)	\$0.00	\$0.00	\$0.00	0.00
		51300		Additional Compensation								
23000	1000	51300	1624	Activities Salary	\$40,000.00	\$0.00	\$40,000.00	\$0.00	\$0.00	\$0.00	\$40,000.00	0.00
23000	1000	51300		SUBTOTAL Additional Compensation	\$40,000.00	\$0.00	\$40,000.00	\$0.00	\$0.00	\$0.00	\$40,000.00	0.00
23000	1000	52111		Educational Retirement	\$6,000.00	\$0.00	\$6,000.00	\$0.00	\$0.00	\$0.00	\$6,000.00	0.00
23000	1000	52112		ERA - Retiree Health	\$1,000.00	\$0.00	\$1,000.00	\$0.00	\$0.00	\$0.00	\$1,000.00	0.00
23000	1000	52210		FICA Payments	\$3,000.00	\$0.00	\$3,000.00	\$0.00	\$0.00	\$0.00	\$3,000.00	0.00
23000	1000	52220		Medicare Payments	\$1,000.00	\$0.00	\$1,000.00	\$0.00	\$0.00	\$0.00	\$1,000.00	0.00
23000	1000	53330		Professional Development	\$10,000.00	\$0.00	\$10,000.00	\$266.00	\$1,117.00	\$460.00	\$8,423.00	0.00
23000	1000	53711		Other Charges	\$70,000.00	\$0.00	\$70,000.00	\$9,640.13	\$16,862.59	\$5,314.03	\$47,823.38	0.00
23000	1000	55813		Employee Travel - Non-Teachers	\$6,000.00	\$0.00	\$6,000.00	\$0.00	\$0.00	\$0.00	\$6,000.00	0.00
23000	1000	55817		Student Travel	\$100,000.00	\$0.00	\$100,000.00	\$3,751.50	\$8,654.34	\$4,024.23	\$87,321.43	0.00
23000	1000	55819		Employee Travel - Teachers	\$6,000.00	\$0.00	\$6,000.00	\$0.00	\$3,971.15	\$0.00	\$2,028.85	0.00
23000	1000	55915		Other Contract Services	\$30,000.00	\$0.00	\$30,000.00	\$3,574.00	\$4,267.00	\$970.35	\$24,762.65	0.00
23000	1000	56118		General Supplies and Materials	\$487,188.00	\$41,106.00	\$528,294.00	\$133,045.55	\$183,733.26	\$33,124.32	\$311,436.42	0.00
23000	1000	57331		Fixed Assets (more than \$5,000)	\$10,000.00	\$0.00	\$10,000.00	\$0.00	\$0.00	\$4,175.00	\$5,825.00	0.00
23000	1000	57332		Supply Assets (\$5,000 or less)	\$100,000.00	\$0.00	\$100,000.00	\$398.00	\$1,438.15	\$3,910.50	\$94,651.35	0.00
23000	1000			SUBTOTAL Instruction	\$870,188.00	\$41,106.00	\$911,294.00	\$150,665.47	\$220,043.49	\$51,978.43	\$639,272.08	0.00
23000				TOTAL Non-Instructional Support	\$870,188.00	\$41,106.00	\$911,294.00	\$150,665.47	\$220,043.49	\$51,978.43	\$639,272.08	0.00
24000				Federal Flow-through Grants								
24101				Title I - IASA Instruction								
	1000			Salaries Expense								
24101	1000	51100	1411	Teachers-Grades 1-12	\$3,530,000.00	\$0.00	\$3,530,000.00	\$762,852.60	\$1,323,878.31	\$1,744,741.46	\$461,380.23	57.25
24101	1000	51100	1610	Substitutes Professional Development	\$80,000.00	\$0.00	\$80,000.00	\$4,427.29	\$4,427.29	\$0.00	\$75,572.71	0.00
24101	1000	51100	1711	Instructional Assistants-Grades 1-12	\$175,000.00	\$0.00	\$175,000.00	\$23,511.09	\$39,593.87	\$56,353.28	\$79,052.85	8.00
24101	1000	51100		SUBTOTAL Salaries Expense	\$3,785,000.00	\$0.00	\$3,785,000.00	\$790,790.98	\$1,367,899.47	\$1,801,094.74	\$616,005.79	65.25
		51300		Additional Compensation								
24101	1000	51300	1411	Teachers-Grades 1-12	\$25,000.00	\$0.00	\$25,000.00	\$58,691.48	\$76,910.40	\$135,996.01	(\$187,906.41)	0.00
24101	1000	51300		SUBTOTAL Additional Compensation	\$25,000.00	\$0.00	\$25,000.00	\$58,691.48	\$76,910.40	\$135,996.01	(\$187,906.41)	0.00
24101	1000	52111		Educational Retirement	\$470,000.00	\$0.00	\$470,000.00	\$117,464.97	\$200,225.88	\$239,698.05	\$30,076.07	0.00
24101	1000	52112		ERA - Retiree Health	\$71,000.00	\$0.00	\$71,000.00	\$16,898.77	\$28,805.82	\$34,487.84	\$7,706.34	0.00
24101	1000	52210		FICA Payments	\$220,000.00	\$0.00	\$220,000.00	\$49,191.26	\$83,666.02	\$99,525.72	\$36,808.26	0.00
24101	1000	52220		Medicare Payments	\$55,000.00	\$0.00	\$55,000.00	\$11,504.66	\$19,567.58	\$23,276.26	\$12,156.16	0.00
24101	1000	52311		Health and Medical Premiums	\$350,000.00	\$0.00	\$350,000.00	\$65,235.48	\$112,237.91	\$148,764.22	\$88,997.87	0.00
24101	1000	52312		Life	\$5,000.00	\$0.00	\$5,000.00	\$891.90	\$1,533.50	\$1,904.85	\$1,561.65	0.00
24101	1000	52313		Dental	\$20,000.00	\$0.00	\$20,000.00	\$4,493.54	\$7,818.16	\$9,600.56	\$2,581.28	0.00
24101	1000	52314		Vision	\$3,000.00	\$0.00	\$3,000.00	\$687.70	\$1,194.23	\$1,440.91	\$364.86	0.00

State of New Mexico
Public School Operating Budget - Actuals Expenditure Rollup Report
Gadsden 2015-2016 - Second Quarter (Oct - Dec) - Expenditure
UnSubmitted

Fund	Func	Obj	Job Description	Budget	Adjustments	Adjusted Budget	Current Period	YTD	Encumbrance	Budget Balance	FTE
24101	1000	52315	Disability	\$2,500.00	\$0.00	\$2,500.00	\$468.69	\$784.88	\$1,061.97	\$653.15	0.00
24101	1000	52500	Unemployment Compensation	\$7,000.00	\$0.00	\$7,000.00	\$787.51	\$1,340.39	\$1,603.38	\$4,056.23	0.00
24101	1000	52710	Workers Compensation Premium	\$51,500.00	\$0.00	\$51,500.00	\$14,958.88	\$25,443.65	\$30,367.23	(\$4,310.88)	0.00
24101	1000	52720	Workers Compensation Employer's Fee	\$1,100.00	\$0.00	\$1,100.00	\$156.52	\$312.07	\$274.38	\$513.55	0.00
24101	1000	53330	Professional Development	\$200,000.00	\$0.00	\$200,000.00	\$20,517.54	\$32,177.54	\$10,150.00	\$157,672.46	0.00
24101	1000	53414	Other Services	\$14,000.00	\$0.00	\$14,000.00	\$0.00	\$0.00	\$0.00	\$14,000.00	0.00
24101	1000	53711	Other Charges	\$5,000.00	\$0.00	\$5,000.00	\$0.00	\$0.00	\$0.00	\$5,000.00	0.00
24101	1000	55817	Student Travel	\$250,000.00	\$0.00	\$250,000.00	\$64,032.86	\$64,032.86	\$135,967.14	\$50,000.00	0.00
24101	1000	55819	Employee Travel - Teachers	\$500.00	\$0.00	\$500.00	\$0.00	\$0.00	\$300.00	\$200.00	0.00
24101	1000	55915	Other Contract Services	\$3,000.00	\$0.00	\$3,000.00	\$411.35	\$411.35	\$92.00	\$2,496.65	0.00
24101	1000	56113	Software	\$29,446.00	\$0.00	\$29,446.00	\$0.00	\$0.00	\$0.00	\$29,446.00	0.00
24101	1000	56118	General Supplies and Materials	\$500,000.00	\$0.00	\$500,000.00	\$62,866.38	\$64,646.38	\$69,240.57	\$366,113.05	0.00
24101	1000	57332	Supply Assets (\$5,000 or less)	\$368,900.00	\$0.00	\$368,900.00	\$8,057.00	\$8,057.00	\$221,600.00	\$139,243.00	0.00
24101	1000		SUBTOTAL Instruction	\$6,436,946.00	\$0.00	\$6,436,946.00	\$1,288,107.47	\$2,097,065.09	\$2,966,445.83	\$1,373,435.08	65.25
	2000		Support Services								
	2100		Support Services-Students								
		51100	Salaries Expense								
24101	2100	51100	1211 Coordinator/Subject Matter Specialist	\$56,000.00	\$0.00	\$56,000.00	\$13,596.00	\$27,192.00	\$27,192.00	\$1,616.00	1.00
24101	2100	51100	1214 Guidance Counselors/Social Workers	\$445,000.00	\$0.00	\$445,000.00	\$102,088.02	\$187,161.37	\$221,191.10	\$36,647.53	10.00
24101	2100	51100	1218 School/Student Support	\$100,000.00	\$0.00	\$100,000.00	\$22,354.98	\$39,170.46	\$48,435.80	\$12,393.74	5.00
24101	2100	51100	SUBTOTAL Salaries Expense	\$601,000.00	\$0.00	\$601,000.00	\$138,039.00	\$253,523.83	\$296,818.90	\$50,657.27	16.00
24101	2100	52111	Educational Retirement	\$95,000.00	\$0.00	\$95,000.00	\$19,187.40	\$35,239.78	\$41,257.77	\$18,502.45	0.00
24101	2100	52112	ERA - Retiree Health	\$12,000.00	\$0.00	\$12,000.00	\$2,760.72	\$5,070.36	\$5,936.26	\$993.38	0.00
24101	2100	52210	FICA Payments	\$45,000.00	\$0.00	\$45,000.00	\$7,692.09	\$14,144.19	\$16,480.73	\$14,375.08	0.00
24101	2100	52220	Medicare Payments	\$10,150.00	\$0.00	\$10,150.00	\$1,799.06	\$3,308.03	\$3,854.59	\$2,987.38	0.00
24101	2100	52311	Health and Medical Premiums	\$105,000.00	\$0.00	\$105,000.00	\$22,290.20	\$40,554.01	\$49,858.36	\$14,587.63	0.00
24101	2100	52312	Life	\$1,100.00	\$0.00	\$1,100.00	\$211.50	\$383.55	\$455.90	\$260.55	0.00
24101	2100	52313	Dental	\$6,000.00	\$0.00	\$6,000.00	\$1,052.94	\$1,903.81	\$2,281.37	\$1,814.82	0.00
24101	2100	52314	Vision	\$600.00	\$0.00	\$600.00	\$97.32	\$172.31	\$210.86	\$216.83	0.00
24101	2100	52315	Disability	\$600.00	\$0.00	\$600.00	\$140.58	\$249.75	\$304.85	\$45.40	0.00
24101	2100	52500	Unemployment Compensation	\$1,300.00	\$0.00	\$1,300.00	\$128.51	\$236.01	\$276.23	\$787.76	0.00
24101	2100	52710	Workers Compensation Premium	\$10,000.00	\$0.00	\$10,000.00	\$2,430.84	\$4,464.51	\$5,226.92	\$308.57	0.00
24101	2100	52720	Workers Compensation Employer's Fee	\$200.00	\$0.00	\$200.00	\$34.43	\$68.93	\$69.00	\$62.07	0.00
24101	2100	53330	Professional Development	\$10,000.00	\$0.00	\$10,000.00	\$2,242.02	\$2,242.02	\$0.00	\$7,757.98	0.00
24101	2100	53414	Other Services	\$3,000.00	\$0.00	\$3,000.00	\$0.00	\$0.00	\$500.00	\$2,500.00	0.00
24101	2100	53711	Other Charges	\$500.00	\$0.00	\$500.00	\$0.00	\$0.00	\$0.00	\$500.00	0.00
24101	2100	54620	Rental - Equipment and Vehicles	\$500.00	\$0.00	\$500.00	\$0.00	\$0.00	\$0.00	\$500.00	0.00
24101	2100	55813	Employee Travel - Non-Teachers	\$18,000.00	\$0.00	\$18,000.00	\$3,774.17	\$5,151.49	\$4,187.13	\$8,661.38	0.00
24101	2100	55818	Other Travel - Non-Employees	\$0.00	\$0.00	\$0.00	\$146.12	\$146.12	\$153.30	(\$299.42)	0.00
24101	2100	56118	General Supplies and Materials	\$10,000.00	\$0.00	\$10,000.00	\$538.13	\$538.13	\$453.34	\$9,008.53	0.00
24101	2100	57332	Supply Assets (\$5,000 or less)	\$5,000.00	\$0.00	\$5,000.00	\$0.00	\$0.00	\$0.00	\$5,000.00	0.00

State of New Mexico
Public School Operating Budget - Actuals Expenditure Rollup Report
Gadsden 2015-2016 - Second Quarter (Oct - Dec) - Expenditure
UnSubmitted

Fund	Func	Obj	Job	Description	Budget	Adjustments	Adjusted Budget	Current Period	YTD	Encumbrance	Budget Balance	FTE
24101	2100			SUBTOTAL Support Services-Students	\$934,950.00	\$0.00	\$934,950.00	\$202,565.03	\$367,396.83	\$428,325.51	\$139,227.66	16.00
	2200			Support Services-Instruction								
		51100		Salaries Expense								
24101	2200	51100	1211	Coordinator/Subject Matter Specialist	\$73,000.00	\$0.00	\$73,000.00	\$16,988.28	\$33,976.56	\$33,976.60	\$5,046.84	0.85
24101	2200	51100	1213	Library/Media Assistants	\$30,000.00	\$0.00	\$30,000.00	\$0.00	\$0.00	\$0.00	\$30,000.00	0.00
24101	2200	51100	1217	Secretarial/Clerical/Technical Assistants	\$195,000.00	\$0.00	\$195,000.00	\$45,294.66	\$87,572.56	\$94,317.05	\$13,110.39	5.65
24101	2200	51100		SUBTOTAL Salaries Expense	\$298,000.00	\$0.00	\$298,000.00	\$62,282.94	\$121,549.12	\$128,293.65	\$48,157.23	6.50
		51200		Overtime Expense								
24101	2200	51200	1217	Secretarial/Clerical/Technical Assistants	\$0.00	\$0.00	\$0.00	\$0.00	\$4.24	\$0.00	(\$4.24)	0.00
24101	2200	51200		SUBTOTAL Overtime Expense	\$0.00	\$0.00	\$0.00	\$0.00	\$4.24	\$0.00	(\$4.24)	0.00
24101	2200	52111		Educational Retirement	\$40,000.00	\$0.00	\$40,000.00	\$8,657.23	\$16,884.36	\$17,832.63	\$5,283.01	0.00
24101	2200	52112		ERA - Retiree Health	\$6,290.00	\$0.00	\$6,290.00	\$1,245.64	\$2,429.41	\$2,565.84	\$1,294.75	0.00
24101	2200	52210		FICA Payments	\$20,000.00	\$0.00	\$20,000.00	\$3,355.18	\$6,547.50	\$6,903.27	\$6,549.23	0.00
24101	2200	52220		Medicare Payments	\$3,100.00	\$0.00	\$3,100.00	\$784.68	\$1,531.30	\$1,614.49	(\$45.79)	0.00
24101	2200	52311		Health and Medical Premiums	\$59,000.00	\$0.00	\$59,000.00	\$13,525.02	\$25,909.92	\$28,275.01	\$4,815.07	0.00
24101	2200	52312		Life	\$700.00	\$0.00	\$700.00	\$126.24	\$240.43	\$261.88	\$197.69	0.00
24101	2200	52313		Dental	\$3,500.00	\$0.00	\$3,500.00	\$719.44	\$1,420.19	\$1,547.55	\$532.26	0.00
24101	2200	52314		Vision	\$800.00	\$0.00	\$800.00	\$123.48	\$239.32	\$258.89	\$301.79	0.00
24101	2200	52315		Disability	\$275.00	\$0.00	\$275.00	\$33.70	\$61.70	\$72.85	\$140.45	0.00
24101	2200	52500		Unemployment Compensation	\$750.00	\$0.00	\$750.00	\$57.91	\$112.93	\$119.31	\$517.76	0.00
24101	2200	52710		Workers Compensation Premium	\$4,000.00	\$0.00	\$4,000.00	\$1,096.68	\$2,138.89	\$2,259.01	(\$397.90)	0.00
24101	2200	52720		Workers Compensation Employer's Fee	\$150.00	\$0.00	\$150.00	\$20.58	\$41.15	\$41.19	\$67.66	0.00
24101	2200	53330		Professional Development	\$5,000.00	\$0.00	\$5,000.00	\$0.00	(\$127.44)	\$0.00	\$5,127.44	0.00
24101	2200	53414		Other Services	\$50.00	\$0.00	\$50.00	\$0.00	\$0.00	\$0.00	\$50.00	0.00
24101	2200	53711		Other Charges	\$50.00	\$0.00	\$50.00	\$0.00	\$0.00	\$0.00	\$50.00	0.00
24101	2200	54311		Maintenance & Repair - Furniture/Fixtures/Equipment	\$30,000.00	\$0.00	\$30,000.00	\$12,036.30	\$17,385.18	\$10,614.82	\$2,000.00	0.00
24101	2200	55813		Employee Travel - Non-Teachers	\$2,000.00	\$0.00	\$2,000.00	\$50.59	\$50.59	\$0.00	\$1,949.41	0.00
24101	2200	56118		General Supplies and Materials	\$30,000.00	\$0.00	\$30,000.00	\$5,088.56	\$5,373.08	\$0.00	\$24,626.92	0.00
24101	2200	57332		Supply Assets (\$5,000 or less)	\$15,000.00	\$0.00	\$15,000.00	\$0.00	\$0.00	\$0.00	\$15,000.00	0.00
24101	2200			SUBTOTAL Support Services-Instruction	\$518,665.00	\$0.00	\$518,665.00	\$109,204.17	\$201,791.87	\$200,660.39	\$116,212.74	6.50
	2300			Support Services-General Administration								
24101	2300	53713		Indirect Costs – Program Administration	\$156,852.00	\$0.00	\$156,852.00	\$31,511.47	\$52,968.86	\$0.00	\$103,883.14	0.00
24101	2300			SUBTOTAL Support Services-General Administration	\$156,852.00	\$0.00	\$156,852.00	\$31,511.47	\$52,968.86	\$0.00	\$103,883.14	0.00
	2400			Support Services-School Administration								
24101	2400	53330		Professional Development	\$2,000.00	\$0.00	\$2,000.00	\$0.00	\$0.00	\$0.00	\$2,000.00	0.00
24101	2400			SUBTOTAL Support Services-School Administration	\$2,000.00	\$0.00	\$2,000.00	\$0.00	\$0.00	\$0.00	\$2,000.00	0.00

State of New Mexico
Public School Operating Budget - Actuals Expenditure Rollup Report
Gadsden 2015-2016 - Second Quarter (Oct - Dec) - Expenditure
UnSubmitted

Fund	Func	Obj	Job	Description	Budget	Adjustments	Adjusted Budget	Current Period	YTD	Encumbrance	Budget Balance	FTE
	2500			Central Services								
		51100		Salaries Expense								
24101	2500	51100	1511	Data Processing	\$220,000.00	\$0.00	\$220,000.00	\$48,385.08	\$98,698.08	\$87,660.26	\$33,641.66	7.00
24101	2500	51100		SUBTOTAL Salaries Expense	\$220,000.00	\$0.00	\$220,000.00	\$48,385.08	\$98,698.08	\$87,660.26	\$33,641.66	7.00
24101	2500	52111		Educational Retirement	\$28,000.00	\$0.00	\$28,000.00	\$6,725.50	\$13,718.98	\$12,184.69	\$2,096.33	0.00
24101	2500	52112		ERA - Retiree Health	\$4,200.00	\$0.00	\$4,200.00	\$967.69	\$1,973.95	\$1,753.14	\$472.91	0.00
24101	2500	52210		FICA Payments	\$14,000.00	\$0.00	\$14,000.00	\$2,818.31	\$5,738.51	\$5,285.08	\$2,976.41	0.00
24101	2500	52220		Medicare Payments	\$3,045.00	\$0.00	\$3,045.00	\$659.08	\$1,342.02	\$1,235.93	\$467.05	0.00
24101	2500	52311		Health and Medical Premiums	\$20,000.00	\$0.00	\$20,000.00	\$3,511.02	\$6,932.04	\$2,583.44	\$10,484.52	0.00
24101	2500	52312		Life	\$500.00	\$0.00	\$500.00	\$98.70	\$197.40	\$173.90	\$128.70	0.00
24101	2500	52313		Dental	\$850.00	\$0.00	\$850.00	\$171.18	\$342.36	\$97.96	\$409.68	0.00
24101	2500	52314		Vision	\$500.00	\$0.00	\$500.00	\$62.16	\$124.32	\$81.92	\$293.76	0.00
24101	2500	52315		Disability	\$2,000.00	\$0.00	\$2,000.00	\$8.14	\$32.56	\$25.38	\$1,942.06	0.00
24101	2500	52500		Unemployment Compensation	\$300.00	\$0.00	\$300.00	\$45.01	\$91.81	\$81.56	\$126.63	0.00
24101	2500	52710		Workers Compensation Premium	\$3,000.00	\$0.00	\$3,000.00	\$852.07	\$1,738.09	\$1,543.66	(\$281.75)	0.00
24101	2500	52720		Workers Compensation Employer's Fee	\$100.00	\$0.00	\$100.00	\$13.80	\$29.90	\$32.20	\$37.90	0.00
24101	2500			SUBTOTAL Central Services	\$296,495.00	\$0.00	\$296,495.00	\$64,317.74	\$130,960.02	\$112,739.12	\$52,795.86	7.00
	2600			Operation & Maintenance of Plant								
24101	2600	54313		Maintenance & Repair - Vehicles	\$4,000.00	\$0.00	\$4,000.00	\$1,418.71	\$1,477.21	\$492.27	\$2,030.52	0.00
24101	2600	54416		Communication Services	\$12,000.00	\$0.00	\$12,000.00	\$1,660.18	\$3,729.03	\$7,070.97	\$1,200.00	0.00
24101	2600	56118		General Supplies and Materials	\$2,000.00	\$0.00	\$2,000.00	\$0.00	\$0.00	\$0.00	\$2,000.00	0.00
24101	2600	56215		Tires/Tubes	\$2,000.00	\$0.00	\$2,000.00	\$0.00	\$165.00	\$515.99	\$1,319.01	0.00
24101	2600			SUBTOTAL Operation & Maintenance of Plant	\$20,000.00	\$0.00	\$20,000.00	\$3,078.89	\$5,371.24	\$8,079.23	\$6,549.53	0.00
	2700			Student Transportation								
24101	2700	55112		Transportation Contractors	\$90,000.00	\$0.00	\$90,000.00	\$0.00	\$0.00	\$0.00	\$90,000.00	0.00
24101	2700			SUBTOTAL Student Transportation	\$90,000.00	\$0.00	\$90,000.00	\$0.00	\$0.00	\$0.00	\$90,000.00	0.00
24101	2000			SUBTOTAL Support Services	\$2,018,962.00	\$0.00	\$2,018,962.00	\$410,677.30	\$758,488.82	\$749,804.25	\$510,668.93	29.50
24101				TOTAL Title I - IASA	\$8,455,908.00	\$0.00	\$8,455,908.00	\$1,698,784.77	\$2,855,553.91	\$3,716,250.08	\$1,884,104.01	94.75
24103				Migrant Children Education Instruction								
	1000			Additional Compensation								
24103	1000	51300	1411	Teachers-Grades 1-12	\$38,000.00	\$0.00	\$38,000.00	\$0.00	\$0.00	\$0.00	\$38,000.00	0.00
24103	1000	51300		SUBTOTAL Additional Compensation	\$38,000.00	\$0.00	\$38,000.00	\$0.00	\$0.00	\$0.00	\$38,000.00	0.00
24103	1000	52111		Educational Retirement	\$6,000.00	\$0.00	\$6,000.00	\$0.00	\$0.00	\$0.00	\$6,000.00	0.00
24103	1000	52112		ERA - Retiree Health	\$1,000.00	\$0.00	\$1,000.00	\$0.00	\$0.00	\$0.00	\$1,000.00	0.00
24103	1000	52210		FICA Payments	\$3,000.00	\$0.00	\$3,000.00	\$0.00	\$0.00	\$0.00	\$3,000.00	0.00
24103	1000	52220		Medicare Payments	\$1,000.00	\$0.00	\$1,000.00	\$0.00	\$0.00	\$0.00	\$1,000.00	0.00

State of New Mexico
Public School Operating Budget - Actuals Expenditure Rollup Report
Gadsden 2015-2016 - Second Quarter (Oct - Dec) - Expenditure
UnSubmitted

Fund	Func	Obj	Job Description	Budget	Adjustments	Adjusted Budget	Current Period	YTD	Encumbrance	Budget Balance	FTE
24103	1000	53414	Other Services	\$8,000.00	\$0.00	\$8,000.00	\$0.00	\$0.00	\$0.00	\$8,000.00	0.00
24103	1000	56118	General Supplies and Materials	\$8,218.00	\$0.00	\$8,218.00	\$0.00	\$0.00	\$0.00	\$8,218.00	0.00
24103	1000	57332	Supply Assets (\$5,000 or less)	\$8,000.00	\$0.00	\$8,000.00	\$0.00	\$0.00	\$0.00	\$8,000.00	0.00
24103	1000		SUBTOTAL Instruction	\$73,218.00	\$0.00	\$73,218.00	\$0.00	\$0.00	\$0.00	\$73,218.00	0.00
	2000		Support Services								
	2100		Support Services-Students								
24103	2100	53330	Professional Development	\$1,000.00	\$0.00	\$1,000.00	\$135.64	\$135.64	\$0.00	\$864.36	0.00
24103	2100	57331	Fixed Assets (more than \$5,000)	\$32,000.00	\$0.00	\$32,000.00	\$0.00	\$0.00	\$0.00	\$32,000.00	0.00
24103	2100		SUBTOTAL Support Services-Students	\$33,000.00	\$0.00	\$33,000.00	\$135.64	\$135.64	\$0.00	\$32,864.36	0.00
	2200		Support Services-Instruction								
		51100	Salaries Expense								
24103	2200	51100	1217 Secretarial/Clerical/Technical Assistants	\$9,000.00	\$0.00	\$9,000.00	\$2,462.46	\$4,592.21	\$4,924.92	(\$517.13)	0.35
24103	2200	51100	SUBTOTAL Salaries Expense	\$9,000.00	\$0.00	\$9,000.00	\$2,462.46	\$4,592.21	\$4,924.92	(\$517.13)	0.35
24103	2200	52111	Educational Retirement	\$1,100.00	\$0.00	\$1,100.00	\$342.30	\$632.18	\$684.60	(\$216.78)	0.00
24103	2200	52112	ERA - Retiree Health	\$205.00	\$0.00	\$205.00	\$49.26	\$90.97	\$98.52	\$15.51	0.00
24103	2200	52210	FICA Payments	\$700.00	\$0.00	\$700.00	\$152.64	\$273.54	\$305.28	\$121.18	0.00
24103	2200	52220	Medicare Payments	\$125.00	\$0.00	\$125.00	\$35.70	\$63.97	\$71.40	(\$10.37)	0.00
24103	2200	52311	Health and Medical Premiums	\$750.00	\$0.00	\$750.00	\$0.00	\$206.99	\$0.00	\$543.01	0.00
24103	2200	52312	Life	\$25.00	\$0.00	\$25.00	\$4.92	\$8.42	\$9.84	\$6.74	0.00
24103	2200	52313	Dental	\$175.00	\$0.00	\$175.00	\$0.00	\$10.07	\$0.00	\$164.93	0.00
24103	2200	52314	Vision	\$40.00	\$0.00	\$40.00	\$0.00	\$2.31	\$0.00	\$37.69	0.00
24103	2200	52315	Disability	\$60.00	\$0.00	\$60.00	\$0.00	\$0.00	\$0.00	\$60.00	0.00
24103	2200	52500	Unemployment Compensation	\$75.00	\$0.00	\$75.00	\$2.28	\$4.22	\$4.56	\$66.22	0.00
24103	2200	52710	Workers Compensation Premium	\$150.00	\$0.00	\$150.00	\$43.38	\$80.10	\$86.76	(\$16.86)	0.00
24103	2200	52720	Workers Compensation Employer's Fee	\$20.00	\$0.00	\$20.00	\$0.80	\$1.61	\$1.60	\$16.79	0.00
24103	2200	53330	Professional Development	\$3,000.00	\$0.00	\$3,000.00	\$115.00	\$115.00	\$170.00	\$2,715.00	0.00
24103	2200	56118	General Supplies and Materials	\$250.00	\$0.00	\$250.00	\$0.00	\$0.00	\$0.00	\$250.00	0.00
24103	2200		SUBTOTAL Support Services-Instruction	\$15,675.00	\$0.00	\$15,675.00	\$3,208.74	\$6,081.59	\$6,357.48	\$3,235.93	0.35
	2300		Support Services-General Administration								
24103	2300	53713	Indirect Costs - Program Administration	\$1,699.00	\$0.00	\$1,699.00	\$63.21	\$117.51	\$0.00	\$1,581.49	0.00
24103	2300		SUBTOTAL Support Services-General Administration	\$1,699.00	\$0.00	\$1,699.00	\$63.21	\$117.51	\$0.00	\$1,581.49	0.00
24103	2000		SUBTOTAL Support Services	\$50,374.00	\$0.00	\$50,374.00	\$3,407.59	\$6,334.74	\$6,357.48	\$37,681.78	0.35
24103			TOTAL Migrant Children Education	\$123,592.00	\$0.00	\$123,592.00	\$3,407.59	\$6,334.74	\$6,357.48	\$110,899.78	0.35
24106			Entitlement IDEA-B Instruction								
	1000										
		51100	Salaries Expense								

State of New Mexico
Public School Operating Budget - Actuals Expenditure Rollup Report
Gadsden 2015-2016 - Second Quarter (Oct - Dec) - Expenditure
UnSubmitted

Fund	Func	Obj	Job	Description	Budget	Adjustments	Adjusted Budget	Current Period	YTD	Encumbrance	Budget Balance	FTE
24106	1000	51100	1412	Teachers- Special Education	\$367,001.00	(\$61,000.00)	\$306,001.00	\$86,823.21	\$151,333.91	\$189,330.60	(\$34,663.51)	7.64
24106	1000	51100	1610	Substitutes Professional Development	\$27.00	\$0.00	\$27.00	\$0.00	\$0.00	\$0.00	\$27.00	0.00
24106	1000	51100	1611	Substitutes-Sick Leave	\$2,611.00	\$0.00	\$2,611.00	\$837.50	\$2,018.76	\$26.25	\$565.99	0.00
24106	1000	51100	1612	Substitutes-Other Leave	\$40,859.00	\$0.00	\$40,859.00	\$8,659.84	\$13,302.73	\$450.00	\$27,106.27	0.00
24106	1000	51100	1712	Instructional Assistants-Special Education	\$407,908.00	\$0.00	\$407,908.00	\$97,338.86	\$165,044.28	\$228,058.86	\$14,804.86	25.00
24106	1000	51100		SUBTOTAL Salaries Expense	\$818,406.00	(\$61,000.00)	\$757,406.00	\$193,659.41	\$331,699.68	\$417,865.71	\$7,840.61	32.64
		51300		Additional Compensation								
24106	1000	51300	1412	Teachers- Special Education	\$995.00	\$0.00	\$995.00	\$0.00	\$1,120.80	\$0.00	(\$125.80)	0.00
24106	1000	51300	1624	Activities Salary	\$2,984.00	(\$2,200.00)	\$784.00	\$880.50	\$969.75	\$598.50	(\$784.25)	0.00
24106	1000	51300	1712	Instructional Assistants-Special Education	\$6,063.00	(\$4,000.00)	\$2,063.00	\$2,634.79	\$3,738.92	\$355.44	(\$2,031.36)	0.00
24106	1000	51300		SUBTOTAL Additional Compensation	\$10,042.00	(\$6,200.00)	\$3,842.00	\$3,515.29	\$5,829.47	\$953.94	(\$2,941.41)	0.00
24106	1000	52111		Educational Retirement	\$107,592.00	(\$3,800.00)	\$103,792.00	\$25,982.98	\$44,727.95	\$53,938.74	\$5,125.31	0.00
24106	1000	52112		ERA - Retiree Health	\$15,475.00	(\$500.00)	\$14,975.00	\$3,738.56	\$6,435.66	\$7,761.08	\$778.26	0.00
24106	1000	52210		FICA Payments	\$47,161.00	(\$3,400.00)	\$43,761.00	\$11,361.17	\$19,520.03	\$22,393.27	\$1,847.70	0.00
24106	1000	52220		Medicare Payments	\$11,034.00	(\$800.00)	\$10,234.00	\$2,657.07	\$4,565.19	\$5,236.95	\$431.86	0.00
24106	1000	52311		Health and Medical Premiums	\$105,782.00	(\$7,500.00)	\$98,282.00	\$24,487.54	\$41,092.64	\$52,498.39	\$4,690.97	0.00
24106	1000	52312		Life	\$1,915.00	\$0.00	\$1,915.00	\$465.45	\$813.19	\$991.42	\$110.39	0.00
24106	1000	52313		Dental	\$8,247.00	(\$800.00)	\$7,447.00	\$1,828.32	\$3,094.33	\$4,015.09	\$337.58	0.00
24106	1000	52314		Vision	\$1,180.00	\$0.00	\$1,180.00	\$279.78	\$474.71	\$629.04	\$76.25	0.00
24106	1000	52315		Disability	\$635.00	\$0.00	\$635.00	\$98.63	\$182.74	\$217.34	\$234.92	0.00
24106	1000	52500		Unemployment Compensation	\$908.00	\$0.00	\$908.00	\$183.38	\$314.35	\$362.11	\$231.54	0.00
24106	1000	52710		Workers Compensation Premium	\$13,063.00	\$0.00	\$13,063.00	\$3,472.30	\$5,951.30	\$6,852.70	\$259.00	0.00
24106	1000	52720		Workers Compensation Employer's Fee	\$420.00	\$0.00	\$420.00	\$89.53	\$186.49	\$139.36	\$94.15	0.00
24106	1000	53330		Professional Development	\$14,000.00	(\$9,000.00)	\$5,000.00	\$1,174.00	\$1,174.00	\$930.00	\$2,896.00	0.00
24106	1000	53414		Other Services	\$444.00	\$0.00	\$444.00	\$0.00	\$60.00	\$657.72	(\$273.72)	0.00
24106	1000	53711		Other Charges	\$1,500.00	(\$900.00)	\$600.00	\$1,895.47	\$1,895.47	\$100.00	(\$1,395.47)	0.00
24106	1000	55813		Employee Travel - Non-Teachers	\$620.00	\$0.00	\$620.00	\$0.00	\$0.00	\$0.00	\$620.00	0.00
24106	1000	55817		Student Travel	\$4,000.00	(\$2,300.00)	\$1,700.00	\$4,852.96	\$5,181.29	\$2,488.21	(\$5,969.50)	0.00
24106	1000	55818		Other Travel - Non-Employees	\$3,000.00	\$0.00	\$3,000.00	\$826.73	\$928.62	\$3,948.16	(\$1,876.78)	0.00
24106	1000	55819		Employee Travel - Teachers	\$1,000.00	\$0.00	\$1,000.00	\$32.64	\$32.64	\$517.36	\$450.00	0.00
24106	1000	55915		Other Contract Services	\$320.00	\$0.00	\$320.00	\$159.56	\$159.56	\$240.44	(\$80.00)	0.00
24106	1000	56112		Other Textbooks	\$8,000.00	(\$3,900.00)	\$4,100.00	\$1,909.18	\$1,909.18	\$0.00	\$2,190.82	0.00
24106	1000	56113		Software	\$14,000.00	(\$9,000.00)	\$5,000.00	\$0.00	\$0.00	\$0.00	\$5,000.00	0.00
24106	1000	56118		General Supplies and Materials	\$25,000.00	(\$14,000.00)	\$11,000.00	\$2,463.26	\$2,463.26	\$0.00	\$8,536.74	0.00
24106	1000	57332		Supply Assets (\$5,000 or less)	\$15,000.00	(\$8,400.00)	\$6,600.00	(\$68.88)	\$1,262.00	\$0.00	\$5,338.00	0.00
24106	1000			SUBTOTAL Instruction	\$1,228,744.00	(\$131,500.00)	\$1,097,244.00	\$285,064.33	\$479,953.75	\$582,737.03	\$34,553.22	32.64
		2000		Support Services								
		2100		Support Services-Students								
		51100		Salaries Expense								
24106	2100	51100	1211	Coordinator/Subject Matter Specialist	\$155,328.00	\$27,500.00	\$182,828.00	\$26,844.06	\$58,347.31	\$56,119.24	\$68,361.45	4.00
24106	2100	51100	1214	Guidance Counselors/Social Workers	\$95,288.00	\$0.00	\$95,288.00	\$24,696.90	\$41,224.00	\$57,563.34	(\$3,499.34)	2.29

State of New Mexico
Public School Operating Budget - Actuals Expenditure Rollup Report
Gadsden 2015-2016 - Second Quarter (Oct - Dec) - Expenditure
UnSubmitted

Fund	Func	Obj	Job	Description	Budget	Adjustments	Adjusted Budget	Current Period	YTD	Encumbrance	Budget Balance	FTE
24106	2100	51100	1215	Registered Nurses	\$76,086.00	\$0.00	\$76,086.00	\$18,947.83	\$35,084.56	\$40,369.50	\$631.94	1.25
24106	2100	51100	1218	School/Student Support	\$34,451.00	\$0.00	\$34,451.00	\$6,682.32	\$10,851.24	\$13,364.56	\$10,235.20	1.00
24106	2100	51100	1311	Diagnosticians	\$74,818.00	\$0.00	\$74,818.00	\$19,756.75	\$35,873.50	\$42,986.84	(\$4,042.34)	1.24
24106	2100	51100	1312	Speech Therapists	\$0.00	\$0.00	\$0.00	\$375.00	\$625.00	\$875.00	(\$1,500.00)	0.03
24106	2100	51100	1317	Interpreters	\$72,891.00	\$0.00	\$72,891.00	\$24,579.08	\$40,824.04	\$57,542.16	(\$25,475.20)	3.00
24106	2100	51100		SUBTOTAL Salaries Expense	\$508,862.00	\$27,500.00	\$536,362.00	\$121,881.94	\$222,829.65	\$268,820.64	\$44,711.71	12.81
		51300		Additional Compensation								
24106	2100	51300	1214	Guidance Counselors/Social Workers	\$514.00	\$0.00	\$514.00	\$0.00	\$0.00	\$0.00	\$514.00	0.00
24106	2100	51300	1217	Secretarial/Clerical/Technical Assistants	\$417.00	\$0.00	\$417.00	\$0.00	\$0.00	\$0.00	\$417.00	0.00
24106	2100	51300	1313	Occupational Therapists	\$2,055.00	\$0.00	\$2,055.00	\$0.00	\$0.00	\$0.00	\$2,055.00	0.00
24106	2100	51300	1314	Physical/Recreational Therapists	\$1,048.00	\$0.00	\$1,048.00	\$0.00	\$0.00	\$0.00	\$1,048.00	0.00
24106	2100	51300		SUBTOTAL Additional Compensation	\$4,034.00	\$0.00	\$4,034.00	\$0.00	\$0.00	\$0.00	\$4,034.00	0.00
24106	2100	52111		Educational Retirement	\$70,602.00	\$0.00	\$70,602.00	\$16,941.96	\$30,973.97	\$37,065.98	\$2,562.05	0.00
24106	2100	52112		ERA - Retiree Health	\$10,171.00	\$0.00	\$10,171.00	\$2,437.78	\$4,456.86	\$5,333.49	\$380.65	0.00
24106	2100	52210		FICA Payments	\$29,622.00	\$0.00	\$29,622.00	\$6,947.37	\$12,776.98	\$15,274.51	\$1,570.51	0.00
24106	2100	52220		Medicare Payments	\$6,940.00	\$0.00	\$6,940.00	\$1,625.10	\$2,988.71	\$3,572.77	\$378.52	0.00
24106	2100	52311		Health and Medical Premiums	\$40,401.00	\$20,000.00	\$60,401.00	\$12,879.58	\$21,798.21	\$26,751.49	\$11,851.30	0.00
24106	2100	52312		Life	\$632.00	\$0.00	\$632.00	\$153.23	\$271.94	\$336.01	\$24.05	0.00
24106	2100	52313		Dental	\$2,723.00	\$0.00	\$2,723.00	\$840.12	\$1,446.28	\$1,723.43	(\$446.71)	0.00
24106	2100	52314		Vision	\$349.00	\$0.00	\$349.00	\$116.65	\$203.35	\$246.26	(\$100.61)	0.00
24106	2100	52315		Disability	\$639.00	\$0.00	\$639.00	\$136.91	\$231.39	\$301.57	\$106.04	0.00
24106	2100	52500		Unemployment Compensation	\$574.00	\$0.00	\$574.00	\$113.34	\$207.21	\$248.14	\$118.65	0.00
24106	2100	52710		Workers Compensation Premium	\$8,100.00	\$0.00	\$8,100.00	\$2,146.52	\$3,924.22	\$4,697.30	(\$521.52)	0.00
24106	2100	52720		Workers Compensation Employer's Fee	\$117.00	\$0.00	\$117.00	\$25.61	\$51.31	\$50.98	\$14.71	0.00
24106	2100	53330		Professional Development	\$4,750.00	\$0.00	\$4,750.00	\$1,794.99	\$2,502.99	\$264.00	\$1,983.01	0.00
24106	2100	53711		Other Charges	\$1,110.00	\$0.00	\$1,110.00	\$85.00	\$235.00	\$302.50	\$572.50	0.00
24106	2100	54311		Maintenance & Repair - Furniture/Fixtures/Equipment	\$0.00	\$1,000.00	\$1,000.00	\$385.00	\$385.00	\$995.00	(\$380.00)	0.00
24106	2100	55813		Employee Travel - Non-Teachers	\$2,000.00	\$0.00	\$2,000.00	\$183.09	\$183.09	\$1,366.91	\$450.00	0.00
24106	2100	55818		Other Travel - Non-Employees	\$100.00	\$0.00	\$100.00	\$0.00	\$0.00	\$0.00	\$100.00	0.00
24106	2100	56113		Software	\$9,000.00	\$0.00	\$9,000.00	\$0.00	\$34,975.70	\$0.00	(\$25,975.70)	0.00
24106	2100	56118		General Supplies and Materials	\$21,000.00	(\$1,000.00)	\$20,000.00	\$9,555.11	\$10,979.70	\$4,186.04	\$4,834.26	0.00
24106	2100	57331		Fixed Assets (more than \$5,000)	\$9,000.00	\$0.00	\$9,000.00	\$0.00	\$0.00	\$0.00	\$9,000.00	0.00
24106	2100	57332		Supply Assets (\$5,000 or less)	\$1,000.00	\$0.00	\$1,000.00	\$0.00	\$0.00	\$0.00	\$1,000.00	0.00
24106	2100			SUBTOTAL Support Services-Students	\$731,726.00	\$47,500.00	\$779,226.00	\$178,249.30	\$351,421.56	\$371,537.02	\$56,267.42	12.81
		2200		Support Services-Instruction								
		51100		Salaries Expense								
24106	2200	51100	1211	Coordinator/Subject Matter Specialist	\$434,977.00	\$0.00	\$434,977.00	\$114,913.68	\$211,885.88	\$165,404.91	\$57,686.21	5.06
24106	2200	51100	1217	Secretarial/Clerical/Technical Assistants	\$85,097.00	\$4,000.00	\$89,097.00	\$13,505.28	\$29,562.08	\$27,503.87	\$32,031.05	2.50
24106	2200	51100		SUBTOTAL Salaries Expense	\$520,074.00	\$4,000.00	\$524,074.00	\$128,418.96	\$241,447.96	\$192,908.78	\$89,717.26	7.56
24106	2200	52111		Educational Retirement	\$70,860.00	\$2,000.00	\$72,860.00	\$17,850.20	\$33,585.07	\$25,608.70	\$13,666.23	0.00

State of New Mexico
Public School Operating Budget - Actuals Expenditure Rollup Report
Gadsden 2015-2016 - Second Quarter (Oct - Dec) - Expenditure
UnSubmitted

Fund	Func	Obj	Job Description	Budget	Adjustments	Adjusted Budget	Current Period	YTD	Encumbrance	Budget Balance	FTE
24106	2200	52112	ERA - Retiree Health	\$10,197.00	\$500.00	\$10,697.00	\$2,568.37	\$4,832.38	\$3,684.77	\$2,179.85	0.00
24106	2200	52210	FICA Payments	\$30,729.00	\$500.00	\$31,229.00	\$7,667.79	\$14,419.40	\$10,969.51	\$5,840.09	0.00
24106	2200	52220	Medicare Payments	\$7,187.00	\$0.00	\$7,187.00	\$1,793.34	\$3,372.28	\$2,565.44	\$1,249.28	0.00
24106	2200	52311	Health and Medical Premiums	\$18,376.00	\$2,000.00	\$20,376.00	\$5,012.40	\$9,590.27	\$8,620.93	\$2,164.80	0.00
24106	2200	52312	Life	\$545.00	\$500.00	\$1,045.00	\$138.74	\$262.34	\$197.18	\$585.48	0.00
24106	2200	52313	Dental	\$1,780.00	\$0.00	\$1,780.00	\$478.04	\$878.17	\$582.55	\$319.28	0.00
24106	2200	52314	Vision	\$362.00	\$0.00	\$362.00	\$78.50	\$147.81	\$96.12	\$118.07	0.00
24106	2200	52315	Disability	\$706.00	\$0.00	\$706.00	\$123.07	\$242.53	\$149.98	\$313.49	0.00
24106	2200	52500	Unemployment Compensation	\$565.00	\$0.00	\$565.00	\$119.49	\$224.79	\$171.40	\$168.81	0.00
24106	2200	52710	Workers Compensation Premium	\$8,174.00	\$2,000.00	\$10,174.00	\$2,261.49	\$4,254.98	\$3,244.49	\$2,674.53	0.00
24106	2200	52720	Workers Compensation Employer's Fee	\$90.00	\$500.00	\$590.00	\$22.50	\$42.76	\$29.61	\$517.63	0.00
24106	2200	53330	Professional Development	\$16,335.00	\$0.00	\$16,335.00	\$2,550.00	\$3,411.00	\$0.00	\$12,924.00	0.00
24106	2200	53414	Other Services	\$4,000.00	\$0.00	\$4,000.00	\$0.00	\$0.00	\$0.00	\$4,000.00	0.00
24106	2200	53711	Other Charges	\$350.00	\$0.00	\$350.00	\$24.59	\$116.75	\$731.24	(\$497.99)	0.00
24106	2200	54311	Maintenance & Repair - Furniture/Fixtures/Equipment	\$45,000.00	\$11,000.00	\$56,000.00	\$12,820.43	\$25,374.35	\$0.00	\$30,625.65	0.00
24106	2200	55813	Employee Travel - Non-Teachers	\$4,000.00	\$13,000.00	\$17,000.00	\$2,781.53	\$4,143.71	\$18,291.65	(\$5,435.36)	0.00
24106	2200	56113	Software	\$4,000.00	\$48,000.00	\$52,000.00	\$18,274.80	\$59,119.00	\$0.00	(\$7,119.00)	0.00
24106	2200	56118	General Supplies and Materials	\$4,000.00	\$0.00	\$4,000.00	\$10,244.83	\$20,634.41	\$3,517.45	(\$20,151.86)	0.00
24106	2200	57332	Supply Assets (\$5,000 or less)	\$4,000.00	\$0.00	\$4,000.00	\$867.54	\$1,700.69	\$0.00	\$2,299.31	0.00
24106	2200		SUBTOTAL Support Services-Instruction	\$751,330.00	\$84,000.00	\$835,330.00	\$214,096.61	\$427,800.65	\$271,369.80	\$136,159.55	7.56
	2300		Support Services-General Administration								
24106	2300	53713	Indirect Costs – Program Administration	\$52,589.00	\$0.00	\$52,589.00	\$12,871.90	\$23,990.51	\$0.00	\$28,598.49	0.00
24106	2300		SUBTOTAL Support Services-General Administration	\$52,589.00	\$0.00	\$52,589.00	\$12,871.90	\$23,990.51	\$0.00	\$28,598.49	0.00
	2600		Operation & Maintenance of Plant								
24106	2600	54416	Communication Services	\$17,562.00	\$0.00	\$17,562.00	\$3,642.76	\$10,163.33	\$4,974.58	\$2,424.09	0.00
24106	2600		SUBTOTAL Operation & Maintenance of Plant	\$17,562.00	\$0.00	\$17,562.00	\$3,642.76	\$10,163.33	\$4,974.58	\$2,424.09	0.00
24106	2000		SUBTOTAL Support Services	\$1,553,207.00	\$131,500.00	\$1,684,707.00	\$408,860.57	\$813,376.05	\$647,881.40	\$223,449.55	20.37
	3000		Operation of Non- Instructional Services								
	3300		Community Services Operations								
24106	3300	55817	Student Travel	\$300.00	\$0.00	\$300.00	\$0.00	\$0.00	\$0.00	\$300.00	0.00
24106	3300	56118	General Supplies and Materials	\$200.00	\$0.00	\$200.00	\$0.00	\$0.00	\$0.00	\$200.00	0.00
24106	3300		SUBTOTAL Community Services Operations	\$500.00	\$0.00	\$500.00	\$0.00	\$0.00	\$0.00	\$500.00	0.00
24106	3000		SUBTOTAL Operation of Non-Instructional Services	\$500.00	\$0.00	\$500.00	\$0.00	\$0.00	\$0.00	\$500.00	0.00

State of New Mexico
 Public School Operating Budget - Actuals Expenditure Rollup Report
 Gadsden 2015-2016 - Second Quarter (Oct - Dec) - Expenditure
 UnSubmitted

Fund	Func	Obj	Job	Description	Budget	Adjustments	Adjusted Budget	Current Period	YTD	Encumbrance	Budget Balance	FTE
24106				TOTAL Entitlement	\$2,782,451.00	\$0.00	\$2,782,451.00	\$693,924.90	\$1,293,329.80	\$1,230,618.43	\$258,502.77	53.01
				IDEA-B								
24109				Preschool IDEA-B								
	1000			Instruction								
24109	1000	53330		Professional Development	\$1,000.00	\$0.00	\$1,000.00	\$90.00	\$90.00	\$100.00	\$810.00	0.00
24109	1000	55817		Student Travel	\$3,500.00	\$0.00	\$3,500.00	\$2,811.10	\$2,811.10	\$97.50	\$591.40	0.00
24109	1000	56118		General Supplies and Materials	\$12,095.00	(\$2,500.00)	\$9,595.00	\$272.31	\$272.31	\$0.00	\$9,322.69	0.00
24109	1000	57332		Supply Assets (\$5,000 or less)	\$4,000.00	\$0.00	\$4,000.00	\$0.00	\$0.00	\$0.00	\$4,000.00	0.00
24109	1000			SUBTOTAL Instruction	\$20,595.00	(\$2,500.00)	\$18,095.00	\$3,173.41	\$3,173.41	\$197.50	\$14,724.09	0.00
	2000			Support Services								
	2100			Support Services-Students								
		51100		Salaries Expense								
24109	2100	51100	1218	School/Student Support	\$29,038.00	\$0.00	\$29,038.00	\$7,278.72	\$14,454.40	\$14,557.60	\$26.00	1.00
24109	2100	51100		SUBTOTAL Salaries Expense	\$29,038.00	\$0.00	\$29,038.00	\$7,278.72	\$14,454.40	\$14,557.60	\$26.00	1.00
24109	2100	52111		Educational Retirement	\$3,997.00	\$0.00	\$3,997.00	\$1,011.72	\$2,009.12	\$2,023.47	(\$35.59)	0.00
24109	2100	52112		ERA - Retiree Health	\$575.00	\$0.00	\$575.00	\$145.56	\$289.06	\$291.13	(\$5.19)	0.00
24109	2100	52210		FICA Payments	\$1,626.00	\$0.00	\$1,626.00	\$410.16	\$814.85	\$820.33	(\$9.18)	0.00
24109	2100	52220		Medicare Payments	\$381.00	\$0.00	\$381.00	\$95.94	\$190.59	\$191.88	(\$1.47)	0.00
24109	2100	52311		Health and Medical Premiums	\$3,407.00	\$0.00	\$3,407.00	\$847.86	\$1,674.00	\$1,695.72	\$37.28	0.00
24109	2100	52312		Life	\$57.00	\$0.00	\$57.00	\$14.10	\$28.20	\$28.20	\$0.60	0.00
24109	2100	52313		Dental	\$591.00	\$0.00	\$591.00	\$146.64	\$293.28	\$293.28	\$4.44	0.00
24109	2100	52500		Unemployment Compensation	\$32.00	\$0.00	\$32.00	\$6.78	\$13.46	\$13.56	\$4.98	0.00
24109	2100	52710		Workers Compensation Premium	\$458.00	\$0.00	\$458.00	\$128.16	\$254.51	\$256.33	(\$52.84)	0.00
24109	2100	52720		Workers Compensation Employer's Fee	\$10.00	\$0.00	\$10.00	\$2.30	\$4.60	\$4.60	\$0.80	0.00
24109	2100	53330		Professional Development	\$500.00	\$0.00	\$500.00	\$0.00	\$0.00	\$0.00	\$500.00	0.00
24109	2100	56118		General Supplies and Materials	\$1,000.00	\$0.00	\$1,000.00	\$299.95	\$299.95	\$0.00	\$700.05	0.00
24109	2100			SUBTOTAL Support Services-Students	\$41,672.00	\$0.00	\$41,672.00	\$10,387.89	\$20,326.02	\$20,176.10	\$1,169.88	1.00
	2200			Support Services-Instruction								
		51100		Salaries Expense								
24109	2200	51100	1217	Secretarial/Clerical/Technical Assistants	\$6,211.00	\$2,500.00	\$8,711.00	\$1,900.62	\$3,801.24	\$3,801.22	\$1,108.54	0.25
24109	2200	51100		SUBTOTAL Salaries Expense	\$6,211.00	\$2,500.00	\$8,711.00	\$1,900.62	\$3,801.24	\$3,801.22	\$1,108.54	0.25
24109	2200	52111		Educational Retirement	\$626.00	\$0.00	\$626.00	\$264.18	\$528.36	\$528.36	(\$430.72)	0.00
24109	2200	52112		ERA - Retiree Health	\$90.00	\$0.00	\$90.00	\$38.04	\$76.08	\$76.08	(\$62.16)	0.00
24109	2200	52210		FICA Payments	\$250.00	\$0.00	\$250.00	\$99.00	\$198.28	\$198.00	(\$146.28)	0.00
24109	2200	52220		Medicare Payments	\$59.00	\$0.00	\$59.00	\$23.16	\$46.40	\$46.32	(\$33.72)	0.00
24109	2200	52311		Health and Medical Premiums	\$697.00	\$0.00	\$697.00	\$262.14	\$517.56	\$524.28	(\$344.84)	0.00
24109	2200	52312		Life	\$10.00	\$0.00	\$10.00	\$3.54	\$7.08	\$7.08	(\$4.16)	0.00
24109	2200	52313		Dental	\$33.00	\$0.00	\$33.00	\$12.24	\$24.48	\$24.48	(\$15.96)	0.00
24109	2200	52314		Vision	\$8.00	\$0.00	\$8.00	\$2.82	\$5.64	\$5.64	(\$3.28)	0.00
24109	2200	52500		Unemployment Compensation	\$5.00	\$0.00	\$5.00	\$1.80	\$3.60	\$3.60	(\$2.20)	0.00
24109	2200	52710		Workers Compensation Premium	\$72.00	\$0.00	\$72.00	\$33.48	\$66.96	\$66.96	(\$61.92)	0.00

State of New Mexico
Public School Operating Budget - Actuals Expenditure Rollup Report
Gadsden 2015-2016 - Second Quarter (Oct - Dec) - Expenditure
UnSubmitted

Fund	Func	Obj	Job Description	Budget	Adjustments	Adjusted Budget	Current Period	YTD	Encumbrance	Budget Balance	FTE
24109	2200	52720	Workers Compensation Employer's Fee	\$2.00	\$0.00	\$2.00	\$0.58	\$1.16	\$1.16	(\$0.32)	0.00
24109	2200	55813	Employee Travel - Non-Teachers	\$600.00	\$0.00	\$600.00	\$0.00	\$0.00	\$0.00	\$600.00	0.00
24109	2200		SUBTOTAL Support Services-Instruction	\$8,663.00	\$2,500.00	\$11,163.00	\$2,641.60	\$5,276.84	\$5,283.18	\$602.98	0.25
	2300		Support Services-General Administration								
24109	2300	53713	Indirect Costs - Program Administration	\$1,341.00	\$0.00	\$1,341.00	\$306.23	\$543.87	\$0.00	\$797.13	0.00
24109	2300		SUBTOTAL Support Services-General Administration	\$1,341.00	\$0.00	\$1,341.00	\$306.23	\$543.87	\$0.00	\$797.13	0.00
24109	2000		SUBTOTAL Support Services	\$51,676.00	\$2,500.00	\$54,176.00	\$13,335.72	\$26,146.73	\$25,459.28	\$2,569.99	1.25
24109			TOTAL Preschool IDEA-B	\$72,271.00	\$0.00	\$72,271.00	\$16,509.13	\$29,320.14	\$25,656.78	\$17,294.08	1.25
24113	2000		Education of Homeless Support Services								
	2100		Support Services-Students								
24113	2100	53330	Professional Development	\$5,000.00	\$0.00	\$5,000.00	\$0.00	\$20.00	\$0.00	\$4,980.00	0.00
24113	2100	56118	General Supplies and Materials	\$13,366.00	\$0.00	\$13,366.00	\$1,612.04	\$3,044.28	\$0.00	\$10,321.72	0.00
24113	2100		SUBTOTAL Support Services-Students	\$18,366.00	\$0.00	\$18,366.00	\$1,612.04	\$3,064.28	\$0.00	\$15,301.72	0.00
24113	2000		SUBTOTAL Support Services	\$18,366.00	\$0.00	\$18,366.00	\$1,612.04	\$3,064.28	\$0.00	\$15,301.72	0.00
24113			TOTAL Education of Homeless	\$18,366.00	\$0.00	\$18,366.00	\$1,612.04	\$3,064.28	\$0.00	\$15,301.72	0.00
24118	3000		Fresh Fruit and Vegetables Operation of Non-Instructional Services								
	3100		Food Services Operations								
24118	3100	56116	Food	\$386,851.00	\$0.00	\$386,851.00	\$117,697.50	\$177,087.25	\$0.00	\$209,763.75	0.00
24118	3100		SUBTOTAL Food Services Operations	\$386,851.00	\$0.00	\$386,851.00	\$117,697.50	\$177,087.25	\$0.00	\$209,763.75	0.00
24118	3000		SUBTOTAL Operation of Non-Instructional Services	\$386,851.00	\$0.00	\$386,851.00	\$117,697.50	\$177,087.25	\$0.00	\$209,763.75	0.00
24118			TOTAL Fresh Fruit and Vegetables	\$386,851.00	\$0.00	\$386,851.00	\$117,697.50	\$177,087.25	\$0.00	\$209,763.75	0.00
24119	1000		21st Century Community Learning Centers 2008-2014 Instruction								
		51100	Salaries Expense								
24119	1000	51100	1612 Substitutes-Other Leave	\$0.00	\$0.00	\$0.00	\$105.00	\$105.00	\$0.00	(\$105.00)	0.00

State of New Mexico
Public School Operating Budget - Actuals Expenditure Rollup Report
Gadsden 2015-2016 - Second Quarter (Oct - Dec) - Expenditure
UnSubmitted

Fund	Func	Obj	Job	Description	Budget	Adjustments	Adjusted Budget	Current Period	YTD	Encumbrance	Budget Balance	FTE
24119	1000	51100		<i>SUBTOTAL Salaries Expense</i>	\$0.00	\$0.00	\$0.00	\$105.00	\$105.00	\$0.00	(\$105.00)	0.00
		51300		Additional Compensation								
24119	1000	51300	1411	Teachers-Grades 1-12	\$0.00	\$204,922.00	\$204,922.00	\$27,962.50	\$27,962.50	\$3,338.25	\$173,621.25	0.00
24119	1000	51300		<i>SUBTOTAL Additional Compensation</i>	\$0.00	\$204,922.00	\$204,922.00	\$27,962.50	\$27,962.50	\$3,338.25	\$173,621.25	0.00
24119	1000	52111		Educational Retirement	\$0.00	\$37,259.00	\$37,259.00	\$3,886.67	\$3,886.67	\$484.83	\$32,887.50	0.00
24119	1000	52112		ERA - Retiree Health	\$0.00	\$5,361.00	\$5,361.00	\$559.26	\$559.26	\$69.79	\$4,731.95	0.00
24119	1000	52210		FICA Payments	\$0.00	\$16,619.00	\$16,619.00	\$1,632.35	\$1,632.35	\$198.14	\$14,788.51	0.00
24119	1000	52220		Medicare Payments	\$0.00	\$3,886.00	\$3,886.00	\$381.76	\$381.76	\$46.31	\$3,457.93	0.00
24119	1000	52500		Unemployment Compensation	\$0.00	\$0.00	\$0.00	\$26.19	\$26.19	\$3.24	(\$29.43)	0.00
24119	1000	52710		Workers Compensation Premium	\$0.00	\$0.00	\$0.00	\$494.27	\$494.27	\$61.40	(\$555.67)	0.00
24119	1000	53414		Other Services	\$0.00	\$325,475.00	\$325,475.00	\$60,975.92	\$60,975.92	\$264,499.08	\$0.00	0.00
24119	1000	55817		Student Travel	\$0.00	\$11,200.00	\$11,200.00	\$0.00	\$0.00	\$0.00	\$11,200.00	0.00
24119	1000			<i>SUBTOTAL Instruction</i>	\$0.00	\$604,722.00	\$604,722.00	\$96,023.92	\$96,023.92	\$268,701.04	\$239,997.04	0.00
	2000			Support Services								
	2300			Support Services-General Administration								
24119	2300	53414		Other Services	\$0.00	\$112,961.00	\$112,961.00	\$32,688.14	\$32,688.14	\$80,272.86	\$0.00	0.00
24119	2300	53713		Indirect Costs – Program Administration	\$0.00	\$7,991.00	\$7,991.00	\$3,321.34	\$3,321.34	\$0.00	\$4,669.66	0.00
24119	2300			<i>SUBTOTAL Support Services-General Administration</i>	\$0.00	\$120,952.00	\$120,952.00	\$36,009.48	\$36,009.48	\$80,272.86	\$4,669.66	0.00
	2500			Central Services								
24119	2500	53414		Other Services	\$0.00	\$55,000.00	\$55,000.00	\$20,227.00	\$20,227.00	\$34,773.00	\$0.00	0.00
24119	2500			<i>SUBTOTAL Central Services</i>	\$0.00	\$55,000.00	\$55,000.00	\$20,227.00	\$20,227.00	\$34,773.00	\$0.00	0.00
24119	2000			<i>SUBTOTAL Support Services</i>	\$0.00	\$175,952.00	\$175,952.00	\$56,236.48	\$56,236.48	\$115,045.86	\$4,669.66	0.00
24119				TOTAL 21st Century Community Learning Centers 2008-2014	\$0.00	\$780,674.00	\$780,674.00	\$152,260.40	\$152,260.40	\$383,746.90	\$244,666.70	0.00
24153				English Language Acquisition Instruction								
	1000			Salaries Expense								
24153	1000	51100	1610	Substitutes Professional Development	\$764.00	\$0.00	\$764.00	\$1,079.85	\$1,342.35	\$0.00	(\$578.35)	0.00
24153	1000	51100	1711	Instructional Assistants-Grades 1-12	\$19,153.00	\$0.00	\$19,153.00	\$4,788.00	\$8,778.00	\$10,374.00	\$1.00	1.00
24153	1000	51100		<i>SUBTOTAL Salaries Expense</i>	\$19,917.00	\$0.00	\$19,917.00	\$5,867.85	\$10,120.35	\$10,374.00	(\$577.35)	1.00
		51300		Additional Compensation								
24153	1000	51300	1411	Teachers-Grades 1-12	\$22,170.00	\$0.00	\$22,170.00	\$13,500.00	\$13,500.00	\$2,850.00	\$5,820.00	0.00
24153	1000	51300		<i>SUBTOTAL Additional Compensation</i>	\$22,170.00	\$0.00	\$22,170.00	\$13,500.00	\$13,500.00	\$2,850.00	\$5,820.00	0.00
24153	1000	52111		Educational Retirement	\$4,031.00	\$0.00	\$4,031.00	\$2,541.97	\$3,096.57	\$1,838.09	(\$903.66)	0.00
24153	1000	52112		ERA - Retiree Health	\$580.00	\$0.00	\$580.00	\$365.71	\$445.51	\$264.47	(\$129.98)	0.00

State of New Mexico
Public School Operating Budget - Actuals Expenditure Rollup Report
Gadsden 2015-2016 - Second Quarter (Oct - Dec) - Expenditure
UnSubmitted

Fund	Func	Obj	Job Description	Budget	Adjustments	Adjusted Budget	Current Period	YTD	Encumbrance	Budget Balance	FTE
24153	1000	52210	FICA Payments	\$2,339.00	\$0.00	\$2,339.00	\$1,137.29	\$1,400.96	\$805.04	\$133.00	0.00
24153	1000	52220	Medicare Payments	\$963.00	\$0.00	\$963.00	\$265.93	\$327.59	\$188.27	\$447.14	0.00
24153	1000	52312	Life	\$0.00	\$0.00	\$0.00	\$14.10	\$25.85	\$30.55	(\$56.40)	0.00
24153	1000	52500	Unemployment Compensation	\$0.00	\$0.00	\$0.00	\$18.09	\$22.03	\$12.28	(\$34.31)	0.00
24153	1000	52710	Workers Compensation Premium	\$0.00	\$0.00	\$0.00	\$340.96	\$415.84	\$232.81	(\$648.65)	0.00
24153	1000	52720	Workers Compensation Employer's Fee	\$0.00	\$0.00	\$0.00	\$2.30	\$6.26	\$4.60	(\$10.86)	0.00
24153	1000	53330	Professional Development	\$25,000.00	\$0.00	\$25,000.00	\$0.00	\$0.00	\$0.00	\$25,000.00	0.00
24153	1000	56113	Software	\$260,105.00	\$0.00	\$260,105.00	\$22,800.00	\$22,800.00	\$0.00	\$237,305.00	0.00
24153	1000	56118	General Supplies and Materials	\$59,000.00	\$0.00	\$59,000.00	\$0.00	\$1,651.50	\$0.00	\$57,348.50	0.00
24153	1000		SUBTOTAL Instruction	\$394,105.00	\$0.00	\$394,105.00	\$46,854.20	\$53,812.46	\$16,600.11	\$323,692.43	1.00
	2000		Support Services								
	2200		Support Services-Instruction								
24153	2200	53330	Professional Development	\$2,000.00	\$0.00	\$2,000.00	\$0.00	\$0.00	\$0.00	\$2,000.00	0.00
24153	2200		SUBTOTAL Support Services-Instruction	\$2,000.00	\$0.00	\$2,000.00	\$0.00	\$0.00	\$0.00	\$2,000.00	0.00
	2400		Support Services-School Administration								
24153	2400	53330	Professional Development	\$4,000.00	\$0.00	\$4,000.00	\$0.00	\$0.00	\$0.00	\$4,000.00	0.00
24153	2400		SUBTOTAL Support Services-School Administration	\$4,000.00	\$0.00	\$4,000.00	\$0.00	\$0.00	\$0.00	\$4,000.00	0.00
24153	2000		SUBTOTAL Support Services	\$6,000.00	\$0.00	\$6,000.00	\$0.00	\$0.00	\$0.00	\$6,000.00	0.00
24153			TOTAL English Language Acquisition	\$400,105.00	\$0.00	\$400,105.00	\$46,854.20	\$53,812.46	\$16,600.11	\$329,692.43	1.00
24154			Teacher/Principal Training & Recruiting Instruction								
	1000		Salaries Expense								
24154	1000	51100	1411 Teachers-Grades 1-12	\$416,337.00	\$0.00	\$416,337.00	\$98,015.28	\$176,493.68	\$160,963.92	\$78,879.40	7.00
24154	1000	51100	SUBTOTAL Salaries Expense	\$416,337.00	\$0.00	\$416,337.00	\$98,015.28	\$176,493.68	\$160,963.92	\$78,879.40	7.00
	51300		Additional Compensation								
24154	1000	51300	1411 Teachers-Grades 1-12	\$220,000.00	\$0.00	\$220,000.00	\$0.00	\$0.00	\$0.00	\$220,000.00	0.00
24154	1000	51300	SUBTOTAL Additional Compensation	\$220,000.00	\$0.00	\$220,000.00	\$0.00	\$0.00	\$0.00	\$220,000.00	0.00
24154	1000	52111	Educational Retirement	\$55,000.00	\$0.00	\$55,000.00	\$13,624.14	\$24,532.64	\$20,829.45	\$9,637.91	0.00
24154	1000	52112	ERA - Retiree Health	\$8,000.00	\$0.00	\$8,000.00	\$1,960.28	\$3,529.83	\$2,996.96	\$1,473.21	0.00
24154	1000	52210	FICA Payments	\$25,000.00	\$0.00	\$25,000.00	\$5,653.61	\$10,173.16	\$8,631.46	\$6,195.38	0.00
24154	1000	52220	Medicare Payments	\$5,500.00	\$0.00	\$5,500.00	\$1,322.21	\$2,379.22	\$2,018.62	\$1,102.16	0.00
24154	1000	52311	Health and Medical Premiums	\$50,000.00	\$0.00	\$50,000.00	\$9,080.94	\$16,473.82	\$13,905.19	\$19,620.99	0.00
24154	1000	52312	Life	\$800.00	\$0.00	\$800.00	\$98.70	\$180.95	\$157.45	\$461.60	0.00
24154	1000	52313	Dental	\$2,500.00	\$0.00	\$2,500.00	\$529.02	\$969.87	\$738.62	\$791.51	0.00
24154	1000	52314	Vision	\$500.00	\$0.00	\$500.00	\$69.78	\$127.93	\$96.07	\$276.00	0.00

State of New Mexico
Public School Operating Budget - Actuals Expenditure Rollup Report
Gadsden 2015-2016 - Second Quarter (Oct - Dec) - Expenditure
UnSubmitted

Fund	Func	Obj	Job Description	Budget	Adjustments	Adjusted Budget	Current Period	YTD	Encumbrance	Budget Balance	FTE
24154	1000	52315	Disability	\$200.00	\$0.00	\$200.00	\$0.00	\$0.00	\$0.00	\$200.00	0.00
24154	1000	52500	Unemployment Compensation	\$1,000.00	\$0.00	\$1,000.00	\$91.08	\$163.98	\$139.21	\$696.81	0.00
24154	1000	52710	Workers Compensation Premium	\$6,000.00	\$0.00	\$6,000.00	\$1,726.12	\$3,108.17	\$2,639.04	\$252.79	0.00
24154	1000	52720	Workers Compensation Employer's Fee	\$150.00	\$0.00	\$150.00	\$16.04	\$31.83	\$22.88	\$95.29	0.00
24154	1000	53330	Professional Development	\$40,000.00	\$0.00	\$40,000.00	\$2,400.00	\$2,400.00	\$23,460.00	\$14,140.00	0.00
24154	1000	56118	General Supplies and Materials	\$16,158.00	\$0.00	\$16,158.00	\$0.00	\$0.00	\$0.00	\$16,158.00	0.00
24154	1000		SUBTOTAL Instruction	\$847,145.00	\$0.00	\$847,145.00	\$134,587.20	\$240,565.08	\$236,598.87	\$369,981.05	7.00
	2000		Support Services								
	2200		Support Services-Instruction								
		51100	Salaries Expense								
24154	2200	51100	1211 Coordinator/Subject Matter Specialist	\$70,000.00	\$0.00	\$70,000.00	\$15,412.98	\$30,825.96	\$30,826.04	\$8,348.00	1.00
24154	2200	51100	SUBTOTAL Salaries Expense	\$70,000.00	\$0.00	\$70,000.00	\$15,412.98	\$30,825.96	\$30,826.04	\$8,348.00	1.00
24154	2200	52111	Educational Retirement	\$10,500.00	\$0.00	\$10,500.00	\$2,142.42	\$4,284.84	\$4,284.85	\$1,930.31	0.00
24154	2200	52112	ERA - Retiree Health	\$1,600.00	\$0.00	\$1,600.00	\$308.28	\$616.56	\$616.56	\$366.88	0.00
24154	2200	52210	FICA Payments	\$5,000.00	\$0.00	\$5,000.00	\$868.56	\$1,739.24	\$1,743.99	\$1,516.77	0.00
24154	2200	52220	Medicare Payments	\$1,000.00	\$0.00	\$1,000.00	\$203.10	\$406.72	\$407.82	\$185.46	0.00
24154	2200	52311	Health and Medical Premiums	\$8,000.00	\$0.00	\$8,000.00	\$1,993.92	\$3,936.76	\$3,830.26	\$232.98	0.00
24154	2200	52312	Life	\$100.00	\$0.00	\$100.00	\$14.10	\$28.20	\$28.20	\$43.60	0.00
24154	2200	52313	Dental	\$400.00	\$0.00	\$400.00	\$93.36	\$186.72	\$179.33	\$33.95	0.00
24154	2200	52314	Vision	\$95.00	\$0.00	\$95.00	\$18.90	\$37.80	\$36.53	\$20.67	0.00
24154	2200	52315	Disability	\$50.00	\$0.00	\$50.00	\$0.00	\$0.00	\$0.00	\$50.00	0.00
24154	2200	52500	Unemployment Compensation	\$150.00	\$0.00	\$150.00	\$14.34	\$28.68	\$28.68	\$92.64	0.00
24154	2200	52710	Workers Compensation Premium	\$1,200.00	\$0.00	\$1,200.00	\$271.44	\$542.88	\$542.88	\$114.24	0.00
24154	2200	52720	Workers Compensation Employer's Fee	\$50.00	\$0.00	\$50.00	\$2.30	\$4.60	\$4.60	\$40.80	0.00
24154	2200		SUBTOTAL Support Services-Instruction	\$98,145.00	\$0.00	\$98,145.00	\$21,343.70	\$42,638.96	\$42,529.74	\$12,976.30	1.00
	2300		Support Services-General Administration								
24154	2300	53713	Indirect Costs - Program Administration	\$17,866.00	\$0.00	\$17,866.00	\$2,947.10	\$5,352.56	\$0.00	\$12,513.44	0.00
24154	2300		SUBTOTAL Support Services-General Administration	\$17,866.00	\$0.00	\$17,866.00	\$2,947.10	\$5,352.56	\$0.00	\$12,513.44	0.00
24154	2000		SUBTOTAL Support Services	\$116,011.00	\$0.00	\$116,011.00	\$24,290.80	\$47,991.52	\$42,529.74	\$25,489.74	1.00
24154			TOTAL	\$963,156.00	\$0.00	\$963,156.00	\$158,878.00	\$288,556.60	\$279,128.61	\$395,470.79	8.00
24174			Teacher/Principal Training & Recruiting								
			Carl D Perkins Secondary - Current Instruction								
	1000		Salaries Expense								
24174	1000	51100	1610 Substitutes Professional Development	\$0.00	\$0.00	\$0.00	\$0.00	\$26.25	\$0.00	(\$26.25)	0.00
24174	1000	51100	SUBTOTAL Salaries Expense	\$0.00	\$0.00	\$0.00	\$0.00	\$26.25	\$0.00	(\$26.25)	0.00

State of New Mexico
Public School Operating Budget - Actuals Expenditure Rollup Report
Gadsden 2015-2016 - Second Quarter (Oct - Dec) - Expenditure
UnSubmitted

Fund	Func	Obj	Job	Description	Budget	Adjustments	Adjusted Budget	Current Period	YTD	Encumbrance	Budget Balance	FTE
		51300		Additional Compensation								
24174	1000	51300	1415	Teachers-Vocational and Technical	\$19,800.00	\$0.00	\$19,800.00	\$0.00	\$0.00	\$0.00	\$19,800.00	0.00
24174	1000	51300		SUBTOTAL Additional Compensation	\$19,800.00	\$0.00	\$19,800.00	\$0.00	\$0.00	\$0.00	\$19,800.00	0.00
24174	1000	52111		Educational Retirement	\$2,752.00	\$0.00	\$2,752.00	\$0.00	\$0.00	\$0.00	\$2,752.00	0.00
24174	1000	52112		ERA - Retiree Health	\$396.00	\$0.00	\$396.00	\$0.00	\$0.00	\$0.00	\$396.00	0.00
24174	1000	52210		FICA Payments	\$1,227.00	\$0.00	\$1,227.00	\$0.00	\$1.63	\$0.00	\$1,225.37	0.00
24174	1000	52220		Medicare Payments	\$288.00	\$0.00	\$288.00	\$0.00	\$0.38	\$0.00	\$287.62	0.00
24174	1000	52500		Unemployment Compensation	\$22.00	\$0.00	\$22.00	\$0.00	\$0.03	\$0.00	\$21.97	0.00
24174	1000	52710		Workers Compensation Premium	\$5.00	\$0.00	\$5.00	\$0.00	\$0.47	\$0.00	\$4.53	0.00
24174	1000	53330		Professional Development	\$37,670.00	\$0.00	\$37,670.00	\$3,459.99	\$8,542.50	\$6,079.00	\$23,048.50	0.00
24174	1000	56113		Software	\$5,000.00	\$0.00	\$5,000.00	\$5,341.00	\$12,983.60	\$0.00	(\$7,983.60)	0.00
24174	1000	56118		General Supplies and Materials	\$58,818.00	\$0.00	\$58,818.00	\$9,263.28	\$10,636.22	\$2,708.02	\$45,473.76	0.00
24174	1000	57331		Fixed Assets (more than \$5,000)	\$64,645.00	\$0.00	\$64,645.00	\$9,999.99	\$9,999.99	\$8,195.00	\$46,450.01	0.00
24174	1000	57332		Supply Assets (\$5,000 or less)	\$7,988.00	\$0.00	\$7,988.00	\$44,402.72	\$48,568.07	\$6,266.14	(\$46,846.21)	0.00
24174	1000			SUBTOTAL Instruction	\$198,611.00	\$0.00	\$198,611.00	\$72,466.98	\$90,759.14	\$23,248.16	\$84,603.70	0.00
	2000			Support Services								
	2300			Support Services-General Administration								
24174	2300	53713		Indirect Costs – Program Administration	\$2,532.00	\$0.00	\$2,532.00	\$1,171.94	\$1,526.35	\$0.00	\$1,005.65	0.00
24174	2300			SUBTOTAL Support Services-General Administration	\$2,532.00	\$0.00	\$2,532.00	\$1,171.94	\$1,526.35	\$0.00	\$1,005.65	0.00
24174	2000			SUBTOTAL Support Services	\$2,532.00	\$0.00	\$2,532.00	\$1,171.94	\$1,526.35	\$0.00	\$1,005.65	0.00
24174				TOTAL Carl D Perkins Secondary - Current	\$201,143.00	\$0.00	\$201,143.00	\$73,638.92	\$92,285.49	\$23,248.16	\$85,609.35	0.00
24175				Carl D Perkins Secondary - PY Unliq. Obligations								
	1000			Instruction								
24175	1000	53330		Professional Development	\$0.00	\$615.00	\$615.00	\$0.00	\$448.00	\$0.00	\$167.00	0.00
24175	1000	56118		General Supplies and Materials	\$0.00	\$330.00	\$330.00	\$0.00	\$309.69	\$0.00	\$20.31	0.00
24175	1000			SUBTOTAL Instruction	\$0.00	\$945.00	\$945.00	\$0.00	\$757.69	\$0.00	\$187.31	0.00
24175				TOTAL Carl D Perkins Secondary - PY Unliq. Obligations	\$0.00	\$945.00	\$945.00	\$0.00	\$757.69	\$0.00	\$187.31	0.00
24176				Carl D Perkins Secondary - Redistribution								
	1000			Instruction								
		51300		Additional Compensation								
24176	1000	51300	1415	Teachers-Vocational and Technical	\$0.00	\$3,640.00	\$3,640.00	\$0.00	\$3,400.00	\$0.00	\$240.00	0.00

State of New Mexico
Public School Operating Budget - Actuals Expenditure Rollup Report
Gadsden 2015-2016 - Second Quarter (Oct - Dec) - Expenditure
UnSubmitted

Fund	Func	Obj	Job Description	Budget	Adjustments	Adjusted Budget	Current Period	YTD	Encumbrance	Budget Balance	FTE
24176	1000	51300	SUBTOTAL Additional Compensation	\$0.00	\$3,640.00	\$3,640.00	\$0.00	\$3,400.00	\$0.00	\$240.00	0.00
24176	1000	52111	Educational Retirement	\$0.00	\$1,023.00	\$1,023.00	\$0.00	\$472.60	\$0.00	\$550.40	0.00
24176	1000	52112	ERA - Retiree Health	\$0.00	\$147.00	\$147.00	\$0.00	\$68.00	\$0.00	\$79.00	0.00
24176	1000	52210	FICA Payments	\$0.00	\$456.00	\$456.00	\$0.00	\$199.75	\$0.00	\$256.25	0.00
24176	1000	52220	Medicare Payments	\$0.00	\$106.00	\$106.00	\$0.00	\$46.73	\$0.00	\$59.27	0.00
24176	1000	52500	Unemployment Compensation	\$0.00	\$0.00	\$0.00	\$0.00	\$3.06	\$0.00	(\$3.06)	0.00
24176	1000	52710	Workers Compensation Premium	\$0.00	\$0.00	\$0.00	\$0.00	\$59.85	\$0.00	(\$59.85)	0.00
24176	1000	53330	Professional Development	\$0.00	\$24,261.00	\$24,261.00	\$0.00	\$16,631.75	\$0.00	\$7,629.25	0.00
24176	1000	53414	Other Services	\$0.00	\$7,785.00	\$7,785.00	\$0.00	\$13,710.00	\$0.00	(\$5,925.00)	0.00
24176	1000	56118	General Supplies and Materials	\$0.00	\$1,632.00	\$1,632.00	\$0.00	\$216.00	\$0.00	\$1,416.00	0.00
24176	1000		SUBTOTAL Instruction	\$0.00	\$39,050.00	\$39,050.00	\$0.00	\$34,807.74	\$0.00	\$4,242.26	0.00
24176			TOTAL Carl D Perkins Secondary - Redistribution	\$0.00	\$39,050.00	\$39,050.00	\$0.00	\$34,807.74	\$0.00	\$4,242.26	0.00
24182			Carl D Perkins HSTW - Redistribution Instruction								
	1000		Additional Compensation								
24182	1000	51300	1415 Teachers-Vocational and Technical	\$0.00	\$0.00	\$0.00	\$0.00	\$7,400.00	\$0.00	(\$7,400.00)	0.00
24182	1000	51300	SUBTOTAL Additional Compensation	\$0.00	\$0.00	\$0.00	\$0.00	\$7,400.00	\$0.00	(\$7,400.00)	0.00
24182	1000	52111	Educational Retirement	\$0.00	\$0.00	\$0.00	\$0.00	\$1,028.60	\$0.00	(\$1,028.60)	0.00
24182	1000	52112	ERA - Retiree Health	\$0.00	\$0.00	\$0.00	\$0.00	\$148.00	\$0.00	(\$148.00)	0.00
24182	1000	52210	FICA Payments	\$0.00	\$0.00	\$0.00	\$0.00	\$441.33	\$0.00	(\$441.33)	0.00
24182	1000	52220	Medicare Payments	\$0.00	\$0.00	\$0.00	\$0.00	\$103.22	\$0.00	(\$103.22)	0.00
24182	1000	52500	Unemployment Compensation	\$0.00	\$0.00	\$0.00	\$0.00	\$6.94	\$0.00	(\$6.94)	0.00
24182	1000	52710	Workers Compensation Premium	\$0.00	\$0.00	\$0.00	\$0.00	\$130.24	\$0.00	(\$130.24)	0.00
24182	1000	53330	Professional Development	\$0.00	\$30,889.00	\$30,889.00	\$0.00	\$8,882.50	\$0.00	\$22,006.50	0.00
24182	1000	53414	Other Services	\$0.00	\$100.00	\$100.00	\$0.00	\$0.00	\$0.00	\$100.00	0.00
24182	1000	56118	General Supplies and Materials	\$0.00	\$100.00	\$100.00	\$0.00	\$0.00	\$0.00	\$100.00	0.00
24182	1000		SUBTOTAL Instruction	\$0.00	\$31,089.00	\$31,089.00	\$0.00	\$18,140.83	\$0.00	\$12,948.17	0.00
24182			TOTAL Carl D Perkins HSTW - Redistribution	\$0.00	\$31,089.00	\$31,089.00	\$0.00	\$18,140.83	\$0.00	\$12,948.17	0.00
24187			Migrant Regional Recruiting Support Services								
	2000		Support Services-Students								
	2100		Salaries Expense								
24187	2100	51100	1218 School/Student Support	\$0.00	\$29,994.00	\$29,994.00	\$0.00	\$3,936.42	\$0.00	\$26,057.58	1.00
24187	2100	51100	SUBTOTAL Salaries Expense	\$0.00	\$29,994.00	\$29,994.00	\$0.00	\$3,936.42	\$0.00	\$26,057.58	1.00
24187	2100	52111	Educational Retirement	\$0.00	\$5,449.00	\$5,449.00	\$0.00	\$547.15	\$0.00	\$4,901.85	0.00
24187	2100	52112	ERA - Retiree Health	\$0.00	\$784.00	\$784.00	\$0.00	\$78.72	\$0.00	\$705.28	0.00

State of New Mexico
Public School Operating Budget - Actuals Expenditure Rollup Report
Gadsden 2015-2016 - Second Quarter (Oct - Dec) - Expenditure
UnSubmitted

Fund	Func	Obj	Job Description	Budget	Adjustments	Adjusted Budget	Current Period	YTD	Encumbrance	Budget Balance	FTE
24187	2100	52210	FICA Payments	\$0.00	\$2,430.00	\$2,430.00	\$0.00	\$218.22	\$0.00	\$2,211.78	0.00
24187	2100	52220	Medicare Payments	\$0.00	\$543.00	\$543.00	\$0.00	\$51.05	\$0.00	\$491.95	0.00
24187	2100	52311	Health and Medical Premiums	\$0.00	\$0.00	\$0.00	\$0.00	\$700.71	\$0.00	(\$700.71)	0.00
24187	2100	52312	Life	\$0.00	\$0.00	\$0.00	\$0.00	\$8.90	\$0.00	(\$8.90)	0.00
24187	2100	52313	Dental	\$0.00	\$0.00	\$0.00	\$0.00	\$34.07	\$0.00	(\$34.07)	0.00
24187	2100	52314	Vision	\$0.00	\$0.00	\$0.00	\$0.00	\$7.82	\$0.00	(\$7.82)	0.00
24187	2100	52315	Disability	\$0.00	\$0.00	\$0.00	\$0.00	\$12.56	\$0.00	(\$12.56)	0.00
24187	2100	52500	Unemployment Compensation	\$0.00	\$0.00	\$0.00	\$0.00	\$3.65	\$0.00	(\$3.65)	0.00
24187	2100	52710	Workers Compensation Premium	\$0.00	\$0.00	\$0.00	\$0.00	\$69.33	\$0.00	(\$69.33)	0.00
24187	2100	53330	Professional Development	\$0.00	\$2,500.00	\$2,500.00	\$0.00	\$0.00	\$0.00	\$2,500.00	0.00
24187	2100	55813	Employee Travel - Non-Teachers	\$0.00	\$4,000.00	\$4,000.00	\$0.00	\$0.00	\$0.00	\$4,000.00	0.00
24187	2100	56118	General Supplies and Materials	\$0.00	\$1,500.00	\$1,500.00	\$0.00	\$0.00	\$0.00	\$1,500.00	0.00
24187	2100		SUBTOTAL Support Services-Students	\$0.00	\$47,200.00	\$47,200.00	\$0.00	\$5,668.60	\$0.00	\$41,531.40	1.00
	2300		Support Services-General Administration								
24187	2300	53713	Indirect Costs - Program Administration	\$0.00	\$930.00	\$930.00	\$0.00	\$107.14	\$0.00	\$822.86	0.00
24187	2300		SUBTOTAL Support Services-General Administration	\$0.00	\$930.00	\$930.00	\$0.00	\$107.14	\$0.00	\$822.86	0.00
	2600		Operation & Maintenance of Plant								
24187	2600	54313	Maintenance & Repair - Vehicles	\$0.00	\$2,000.00	\$2,000.00	\$0.00	\$0.00	\$0.00	\$2,000.00	0.00
24187	2600		SUBTOTAL Operation & Maintenance of Plant	\$0.00	\$2,000.00	\$2,000.00	\$0.00	\$0.00	\$0.00	\$2,000.00	0.00
24187	2000		SUBTOTAL Support Services	\$0.00	\$50,130.00	\$50,130.00	\$0.00	\$5,775.74	\$0.00	\$44,354.26	1.00
24187			TOTAL Migrant Regional Recruiting	\$0.00	\$50,130.00	\$50,130.00	\$0.00	\$5,775.74	\$0.00	\$44,354.26	1.00
24000			TOTAL Federal Flow-through Grants	\$13,403,843.00	\$901,888.00	\$14,305,731.00	\$2,963,567.45	\$5,011,087.07	\$5,681,606.55	\$3,613,037.38	159.36
25000			Federal Direct Grants								
25153			Title XIX MEDICAID 3/21 Years								
	1000		Instruction								
25153	1000	55817	Student Travel	\$2,000.00	\$0.00	\$2,000.00	\$0.00	\$0.00	\$0.00	\$2,000.00	0.00
25153	1000		SUBTOTAL Instruction	\$2,000.00	\$0.00	\$2,000.00	\$0.00	\$0.00	\$0.00	\$2,000.00	0.00
	2000		Support Services								
	2100		Support Services-Students								
	51100		Salaries Expense								
25153	2100	51100	1215 Registered Nurses	\$220,000.00	\$0.00	\$220,000.00	\$43,628.22	\$79,985.07	\$94,527.50	\$45,487.43	5.00
25153	2100	51100	1216 Health Assistants	\$75,000.00	\$0.00	\$75,000.00	\$6,699.76	\$13,333.30	\$16,072.39	\$45,594.31	2.00
25153	2100	51100	1218 School/Student Support	\$250,000.00	\$0.00	\$250,000.00	\$52,048.74	\$86,747.90	\$121,447.10	\$41,805.00	5.00
25153	2100	51100	SUBTOTAL Salaries Expense	\$545,000.00	\$0.00	\$545,000.00	\$102,376.72	\$180,066.27	\$232,046.99	\$132,886.74	12.00

State of New Mexico
Public School Operating Budget - Actuals Expenditure Rollup Report
Gadsden 2015-2016 - Second Quarter (Oct - Dec) - Expenditure
UnSubmitted

Fund	Func	Obj	Job	Description	Budget	Adjustments	Adjusted Budget	Current Period	YTD	Encumbrance	Budget Balance	FTE
		51300		Additional Compensation								
25153	2100	51300	1215	Registered Nurses	\$2,000.00	\$0.00	\$2,000.00	\$0.00	\$0.00	\$0.00	\$2,000.00	0.00
25153	2100	51300		SUBTOTAL Additional Compensation	\$2,000.00	\$0.00	\$2,000.00	\$0.00	\$0.00	\$0.00	\$2,000.00	0.00
25153	2100	52111		Educational Retirement	\$85,000.00	\$0.00	\$85,000.00	\$14,230.32	\$25,029.14	\$30,279.36	\$29,691.50	0.00
25153	2100	52112		ERA - Retiree Health	\$15,000.00	\$0.00	\$15,000.00	\$2,047.55	\$3,601.36	\$4,356.83	\$7,041.81	0.00
25153	2100	52210		FICA Payments	\$35,000.00	\$0.00	\$35,000.00	\$5,749.91	\$10,139.71	\$12,141.66	\$12,718.63	0.00
25153	2100	52220		Medicare Payments	\$15,000.00	\$0.00	\$15,000.00	\$1,344.84	\$2,371.53	\$2,839.83	\$9,788.64	0.00
25153	2100	52311		Health and Medical Premiums	\$60,000.00	\$0.00	\$60,000.00	\$12,639.00	\$21,526.45	\$29,007.50	\$9,466.05	0.00
25153	2100	52312		Life	\$1,000.00	\$0.00	\$1,000.00	\$155.10	\$272.60	\$293.75	\$433.65	0.00
25153	2100	52313		Dental	\$4,000.00	\$0.00	\$4,000.00	\$680.34	\$1,263.05	\$1,565.09	\$1,171.86	0.00
25153	2100	52314		Vision	\$1,000.00	\$0.00	\$1,000.00	\$117.78	\$201.33	\$271.98	\$526.69	0.00
25153	2100	52315		Disability	\$1,000.00	\$0.00	\$1,000.00	\$226.40	\$399.03	\$480.28	\$120.69	0.00
25153	2100	52500		Unemployment Compensation	\$1,000.00	\$0.00	\$1,000.00	\$95.23	\$167.47	\$202.58	\$629.95	0.00
25153	2100	52710		Workers Compensation Premium	\$9,000.00	\$0.00	\$9,000.00	\$1,802.85	\$3,170.98	\$3,836.10	\$1,992.92	0.00
25153	2100	52720		Workers Compensation Employer's Fee	\$300.00	\$0.00	\$300.00	\$25.30	\$50.60	\$41.40	\$208.00	0.00
25153	2100	53414		Other Services	\$2,000.00	\$0.00	\$2,000.00	\$248.14	\$475.27	\$674.73	\$850.00	0.00
25153	2100	53711		Other Charges	\$600.00	\$0.00	\$600.00	\$0.00	\$0.00	\$0.00	\$600.00	0.00
25153	2100	54311		Maintenance & Repair - Furniture/Fixtures/Equipment	\$2,000.00	\$0.00	\$2,000.00	\$0.00	\$0.00	\$0.00	\$2,000.00	0.00
25153	2100	55813		Employee Travel - Non-Teachers	\$10,000.00	\$0.00	\$10,000.00	\$0.00	\$0.00	\$0.00	\$10,000.00	0.00
25153	2100	56113		Software	\$45,000.00	\$0.00	\$45,000.00	\$0.00	\$0.00	\$0.00	\$45,000.00	0.00
25153	2100	56118		General Supplies and Materials	\$1,500.00	\$0.00	\$1,500.00	\$318.15	\$1,465.07	\$731.10	(\$696.17)	0.00
25153	2100			SUBTOTAL Support Services-Students	\$835,400.00	\$0.00	\$835,400.00	\$142,057.63	\$250,199.86	\$318,769.18	\$266,430.96	12.00
	2200			Support Services-Instruction								
		51100		Salaries Expense								
25153	2200	51100	1211	Coordinator/Subject Matter Specialist	\$75,000.00	\$0.00	\$75,000.00	\$12,979.73	\$26,200.01	\$27,139.56	\$21,660.43	1.00
25153	2200	51100	1217	Secretarial/Clerical/Technical Assistants	\$52,000.00	\$0.00	\$52,000.00	\$12,728.88	\$23,949.22	\$11,053.78	\$16,997.00	1.00
25153	2200	51100		SUBTOTAL Salaries Expense	\$127,000.00	\$0.00	\$127,000.00	\$25,708.61	\$50,149.23	\$38,193.34	\$38,657.43	2.00
25153	2200	52111		Educational Retirement	\$18,000.00	\$0.00	\$18,000.00	\$2,965.74	\$6,363.01	\$5,308.83	\$6,328.16	0.00
25153	2200	52112		ERA - Retiree Health	\$5,000.00	\$0.00	\$5,000.00	\$426.72	\$915.56	\$763.79	\$3,320.65	0.00
25153	2200	52210		FICA Payments	\$8,000.00	\$0.00	\$8,000.00	\$1,417.81	\$2,709.44	\$2,114.90	\$3,175.66	0.00
25153	2200	52220		Medicare Payments	\$2,000.00	\$0.00	\$2,000.00	\$331.59	\$633.67	\$494.69	\$871.64	0.00
25153	2200	52311		Health and Medical Premiums	\$22,000.00	\$0.00	\$22,000.00	\$2,823.88	\$6,440.32	\$5,079.15	\$10,480.53	0.00
25153	2200	52312		Life	\$500.00	\$0.00	\$500.00	\$37.60	\$79.90	\$55.09	\$365.01	0.00
25153	2200	52313		Dental	\$1,500.00	\$0.00	\$1,500.00	\$191.12	\$431.12	\$279.67	\$789.21	0.00
25153	2200	52314		Vision	\$500.00	\$0.00	\$500.00	\$28.24	\$64.96	\$48.52	\$386.52	0.00
25153	2200	52315		Disability	\$500.00	\$0.00	\$500.00	\$55.24	\$125.56	\$75.64	\$298.80	0.00
25153	2200	52500		Unemployment Compensation	\$500.00	\$0.00	\$500.00	\$23.95	\$46.72	\$35.61	\$417.67	0.00
25153	2200	52710		Workers Compensation Premium	\$2,000.00	\$0.00	\$2,000.00	\$452.72	\$883.12	\$672.61	\$444.27	0.00
25153	2200	52720		Workers Compensation Employer's Fee	\$100.00	\$0.00	\$100.00	\$4.60	\$11.50	\$9.20	\$79.30	0.00
25153	2200	53330		Professional Development	\$30,000.00	\$46,000.00	\$76,000.00	\$3,972.35	\$9,943.61	\$0.00	\$66,056.39	0.00

State of New Mexico
Public School Operating Budget - Actuals Expenditure Rollup Report
Gadsden 2015-2016 - Second Quarter (Oct - Dec) - Expenditure
UnSubmitted

Fund	Func	Obj	Job Description	Budget	Adjustments	Adjusted Budget	Current Period	YTD	Encumbrance	Budget Balance	FTE
25153	2200	53414	Other Services	\$75,000.00	\$0.00	\$75,000.00	\$9,335.97	\$11,420.43	\$26,780.53	\$36,799.04	0.00
25153	2200	55813	Employee Travel - Non-Teachers	\$15,000.00	\$0.00	\$15,000.00	\$1,084.68	\$1,206.76	\$1,423.70	\$12,369.54	0.00
25153	2200	56113	Software	\$0.00	\$27,000.00	\$27,000.00	\$11,836.00	\$11,836.00	\$0.00	\$15,164.00	0.00
25153	2200	56118	General Supplies and Materials	\$51,693.00	\$100,000.00	\$151,693.00	\$1,436.71	\$1,924.06	\$0.00	\$149,768.94	0.00
25153	2200	57331	Fixed Assets (more than \$5,000)	\$26,000.00	\$100,000.00	\$126,000.00	\$0.00	\$0.00	\$0.00	\$126,000.00	0.00
25153	2200	57332	Supply Assets (\$5,000 or less)	\$15,000.00	\$0.00	\$15,000.00	\$30,794.10	\$31,083.10	\$0.00	(\$16,083.10)	0.00
25153	2200		SUBTOTAL Support Services-Instruction	\$400,293.00	\$273,000.00	\$673,293.00	\$92,927.63	\$136,268.07	\$81,335.27	\$455,689.66	2.00
	2300		Support Services-General Administration								
25153	2300	53713	Indirect Costs – Program Administration	\$11,000.00	\$5,162.00	\$16,162.00	\$4,448.81	\$7,320.52	\$0.00	\$8,841.48	0.00
25153	2300		SUBTOTAL Support Services-General Administration	\$11,000.00	\$5,162.00	\$16,162.00	\$4,448.81	\$7,320.52	\$0.00	\$8,841.48	0.00
	2600		Operation & Maintenance of Plant								
25153	2600	54416	Communication Services	\$4,000.00	\$0.00	\$4,000.00	\$401.28	\$861.06	\$2,505.31	\$633.63	0.00
25153	2600		SUBTOTAL Operation & Maintenance of Plant	\$4,000.00	\$0.00	\$4,000.00	\$401.28	\$861.06	\$2,505.31	\$633.63	0.00
25153	2000		SUBTOTAL Support Services	\$1,250,693.00	\$278,162.00	\$1,528,855.00	\$239,835.35	\$394,649.51	\$402,609.76	\$731,595.73	14.00
25153			TOTAL Title XIX MEDICAID 3/21 Years	\$1,252,693.00	\$278,162.00	\$1,530,855.00	\$239,835.35	\$394,649.51	\$402,609.76	\$733,595.73	14.00
25000			TOTAL Federal Direct Grants	\$1,252,693.00	\$278,162.00	\$1,530,855.00	\$239,835.35	\$394,649.51	\$402,609.76	\$733,595.73	14.00
26000			Local Grants								
26204			Spaceport GRT Grant – Dona Ana County Instruction								
	1000		Salaries Expense								
26204	1000	51100	1610 Substitutes Professional Development	\$0.00	\$210.00	\$210.00	\$105.00	\$105.00	\$0.00	\$105.00	0.00
26204	1000	51100	SUBTOTAL Salaries Expense	\$0.00	\$210.00	\$210.00	\$105.00	\$105.00	\$0.00	\$105.00	0.00
	51300		Additional Compensation								
26204	1000	51300	1411 Teachers-Grades 1-12	\$349,758.00	(\$92,965.00)	\$256,793.00	\$12,306.17	\$16,122.24	\$25,198.71	\$215,472.05	0.00
26204	1000	51300	1621 Summer School/After School	\$0.00	\$0.00	\$0.00	\$2,300.00	\$4,250.00	\$100.00	(\$4,350.00)	0.00
26204	1000	51300	SUBTOTAL Additional Compensation	\$349,758.00	(\$92,965.00)	\$256,793.00	\$14,606.17	\$20,372.24	\$25,298.71	\$211,122.05	0.00
26204	1000	52111	Educational Retirement	\$63,593.00	(\$23,826.00)	\$39,767.00	\$2,030.71	\$2,682.13	\$439.83	\$36,645.04	0.00
26204	1000	52112	ERA - Retiree Health	\$9,150.00	(\$3,428.00)	\$5,722.00	\$291.62	\$385.16	\$63.14	\$5,273.70	0.00
26204	1000	52210	FICA Payments	\$28,365.00	(\$10,614.00)	\$17,751.00	\$872.68	\$1,217.04	\$180.10	\$16,353.86	0.00
26204	1000	52220	Medicare Payments	\$6,634.00	(\$2,482.00)	\$4,152.00	\$204.14	\$216.50	\$42.19	\$3,893.31	0.00
26204	1000	52500	Unemployment Compensation	\$0.00	\$2.00	\$2.00	\$13.16	\$18.30	\$2.80	(\$19.10)	0.00
26204	1000	52710	Workers Compensation Premium	\$0.00	\$21.00	\$21.00	\$259.00	\$359.31	\$55.70	(\$394.01)	0.00
26204	1000	52720	Workers Compensation Employer's Fee	\$0.00	\$1.00	\$1.00	\$2.76	\$4.89	\$0.16	(\$4.05)	0.00

State of New Mexico
Public School Operating Budget - Actuals Expenditure Rollup Report
Gadsden 2015-2016 - Second Quarter (Oct - Dec) - Expenditure
UnSubmitted

Fund	Func	Obj	Job Description	Budget	Adjustments	Adjusted Budget	Current Period	YTD	Encumbrance	Budget Balance	FTE
26204	1000	53330	Professional Development	\$112,500.00	\$210,615.00	\$323,115.00	\$100.00	\$100.00	\$0.00	\$323,015.00	0.00
26204	1000	53414	Other Services	\$160,000.00	(\$72,000.00)	\$88,000.00	\$46,081.04	\$97,838.15	\$116,642.82	(\$126,480.97)	0.00
26204	1000	53711	Other Charges	\$0.00	\$0.00	\$0.00	\$9,000.00	\$11,000.00	\$0.00	(\$11,000.00)	0.00
26204	1000	55817	Student Travel	\$55,000.00	\$65,000.00	\$120,000.00	\$5,034.24	\$5,034.24	\$0.00	\$114,965.76	0.00
26204	1000	56113	Software	\$50,000.00	\$18,600.00	\$68,600.00	\$0.00	\$0.00	\$767.00	\$67,833.00	0.00
26204	1000	56118	General Supplies and Materials	\$135,524.00	\$191,451.00	\$326,975.00	\$23,314.65	\$23,562.87	\$30,427.38	\$272,984.75	0.00
26204	1000	57332	Supply Assets (\$5,000 or less)	\$60,000.00	\$93,000.00	\$153,000.00	\$12,366.79	\$19,617.02	\$12,731.20	\$120,651.78	0.00
26204	1000		SUBTOTAL Instruction	\$1,030,524.00	\$373,585.00	\$1,404,109.00	\$114,281.96	\$182,512.85	\$186,651.03	\$1,034,945.12	0.00
	2000		Support Services								
	2300		Support Services-General Administration								
26204	2300	53713	Indirect Costs – Program Administration	\$19,477.00	\$7,061.00	\$26,538.00	\$2,159.93	\$3,449.49	\$0.00	\$23,088.51	0.00
26204	2300		SUBTOTAL Support Services-General Administration	\$19,477.00	\$7,061.00	\$26,538.00	\$2,159.93	\$3,449.49	\$0.00	\$23,088.51	0.00
26204	2000		SUBTOTAL Support Services	\$19,477.00	\$7,061.00	\$26,538.00	\$2,159.93	\$3,449.49	\$0.00	\$23,088.51	0.00
26204			TOTAL Spaceport GRT Grant – Dona Ana County	\$1,050,001.00	\$380,646.00	\$1,430,647.00	\$116,441.89	\$185,962.34	\$186,651.03	\$1,058,033.63	0.00
26215			The Bridge of Southern New Mexico Instruction								
26215	1000	57332	Supply Assets (\$5,000 or less)	\$7,450.00	\$0.00	\$7,450.00	\$0.00	\$4,396.00	\$0.00	\$3,054.00	0.00
26215	1000		SUBTOTAL Instruction	\$7,450.00	\$0.00	\$7,450.00	\$0.00	\$4,396.00	\$0.00	\$3,054.00	0.00
26215			TOTAL The Bridge of Southern New Mexico	\$7,450.00	\$0.00	\$7,450.00	\$0.00	\$4,396.00	\$0.00	\$3,054.00	0.00
26000			TOTAL Local Grants	\$1,057,451.00	\$380,646.00	\$1,438,097.00	\$116,441.89	\$190,358.34	\$186,651.03	\$1,061,087.63	0.00
27000			State Flow-through Grants								
27103			2009 Dual Credit Instructional Materials/HB2 Instruction								
27103	1000	56112	Other Textbooks	\$0.00	\$23,843.00	\$23,843.00	\$23,843.00	\$23,843.00	\$0.00	\$0.00	0.00
27103	1000		SUBTOTAL Instruction	\$0.00	\$23,843.00	\$23,843.00	\$23,843.00	\$23,843.00	\$0.00	\$0.00	0.00
27103			TOTAL 2009 Dual Credit Instructional Materials/HB2	\$0.00	\$23,843.00	\$23,843.00	\$23,843.00	\$23,843.00	\$0.00	\$0.00	0.00
27107			2012 GOBond Student Library SB-66 Support Services								
	2000		Support Services								
	2200		Support Services-Instruction								

State of New Mexico
Public School Operating Budget - Actuals Expenditure Rollup Report
Gadsden 2015-2016 - Second Quarter (Oct - Dec) - Expenditure
UnSubmitted

Fund	Func	Obj	Job	Description	Budget	Adjustments	Adjusted Budget	Current Period	YTD	Encumbrance	Budget Balance	FTE
27107	2200	56114		Library And Audio-Visual	\$102,325.00	\$0.00	\$102,325.00	\$0.00	\$0.00	\$0.00	\$102,325.00	0.00
27107	2200			SUBTOTAL Support Services-Instruction	\$102,325.00	\$0.00	\$102,325.00	\$0.00	\$0.00	\$0.00	\$102,325.00	0.00
27107	2000			SUBTOTAL Support Services	\$102,325.00	\$0.00	\$102,325.00	\$0.00	\$0.00	\$0.00	\$102,325.00	0.00
27107				TOTAL 2012 GOBond Student Library SB-66	\$102,325.00	\$0.00	\$102,325.00	\$0.00	\$0.00	\$0.00	\$102,325.00	0.00
27108				PARCC Readiness Support Services								
	2000			Support Services-Instruction								
27108	2200	53414		Other Services	\$0.00	\$78,623.00	\$78,623.00	(\$4,840.06)	\$8,331.56	\$0.00	\$70,291.44	0.00
27108	2200	57332		Supply Assets (\$5,000 or less)	\$0.00	\$47,975.00	\$47,975.00	(\$13,987.88)	\$99,438.29	\$0.00	(\$51,463.29)	0.00
27108	2200			SUBTOTAL Support Services-Instruction	\$0.00	\$126,598.00	\$126,598.00	(\$18,827.94)	\$107,769.85	\$0.00	\$18,828.15	0.00
27108	2000			SUBTOTAL Support Services	\$0.00	\$126,598.00	\$126,598.00	(\$18,827.94)	\$107,769.85	\$0.00	\$18,828.15	0.00
27108				TOTAL PARCC Readiness	\$0.00	\$126,598.00	\$126,598.00	(\$18,827.94)	\$107,769.85	\$0.00	\$18,828.15	0.00
27114				New Mexico Reads to Lead K-3 Instruction								
	1000			Salaries Expense								
27114	1000	51100	1411	Teachers-Grades 1-12	\$76,450.00	\$43,110.00	\$119,560.00	\$29,889.96	\$54,798.26	\$64,761.74	\$0.00	2.00
27114	1000	51100	1610	Substitutes Professional Development	\$0.00	\$0.00	\$0.00	\$0.00	\$233.30	\$0.00	(\$233.30)	0.00
27114	1000	51100		SUBTOTAL Salaries Expense	\$76,450.00	\$43,110.00	\$119,560.00	\$29,889.96	\$55,031.56	\$64,761.74	(\$233.30)	2.00
				Additional Compensation								
27114	1000	51300	1411	Teachers-Grades 1-12	\$0.00	\$0.00	\$0.00	\$0.00	\$1,300.00	\$0.00	(\$1,300.00)	0.00
27114	1000	51300		SUBTOTAL Additional Compensation	\$0.00	\$0.00	\$0.00	\$0.00	\$1,300.00	\$0.00	(\$1,300.00)	0.00
27114	1000	52111		Educational Retirement	\$13,900.00	\$2,719.00	\$16,619.00	\$4,154.76	\$7,797.76	\$9,002.00	(\$180.76)	0.00
27114	1000	52112		ERA - Retiree Health	\$2,000.00	\$391.00	\$2,391.00	\$597.84	\$1,122.04	\$1,295.32	(\$26.36)	0.00
27114	1000	52210		FICA Payments	\$6,200.00	\$1,213.00	\$7,413.00	\$1,722.38	\$3,283.59	\$3,581.59	\$547.82	0.00
27114	1000	52220		Medicare Payments	\$1,450.00	\$284.00	\$1,734.00	\$402.84	\$767.99	\$837.62	\$128.39	0.00
27114	1000	52311		Health and Medical Premiums	\$0.00	\$0.00	\$0.00	\$2,785.26	\$4,408.55	\$9,463.87	(\$13,872.42)	0.00
27114	1000	52312		Life	\$0.00	\$0.00	\$0.00	\$28.20	\$51.70	\$61.10	(\$112.80)	0.00
27114	1000	52313		Dental	\$0.00	\$0.00	\$0.00	\$95.62	\$134.57	\$418.99	(\$553.56)	0.00
27114	1000	52314		Vision	\$0.00	\$0.00	\$0.00	\$27.38	\$43.13	\$96.07	(\$139.20)	0.00
27114	1000	52500		Unemployment Compensation	\$0.00	\$0.00	\$0.00	\$27.84	\$52.43	\$60.32	(\$112.75)	0.00
27114	1000	52710		Workers Compensation Premium	\$0.00	\$0.00	\$0.00	\$526.32	\$991.90	\$1,140.36	(\$2,132.26)	0.00
27114	1000	52720		Workers Compensation Employer's Fee	\$0.00	\$0.00	\$0.00	\$4.60	\$9.37	\$9.20	(\$18.57)	0.00
27114	1000	53330		Professional Development	\$75,000.00	(\$47,717.00)	\$27,283.00	\$0.00	\$0.00	\$0.00	\$27,283.00	0.00
27114	1000	55813		Employee Travel - Non-Teachers	\$0.00	\$0.00	\$0.00	\$579.16	\$965.53	\$4,634.47	(\$5,600.00)	0.00
27114	1000	56118		General Supplies and Materials	\$20,000.00	\$0.00	\$20,000.00	\$9,849.91	\$22,652.12	\$0.00	(\$2,652.12)	0.00

State of New Mexico
Public School Operating Budget - Actuals Expenditure Rollup Report
Gadsden 2015-2016 - Second Quarter (Oct - Dec) - Expenditure
UnSubmitted

Fund	Func	Obj	Job	Description	Budget	Adjustments	Adjusted Budget	Current Period	YTD	Encumbrance	Budget Balance	FTE
27114	1000			SUBTOTAL Instruction	\$195,000.00	\$0.00	\$195,000.00	\$50,692.07	\$98,612.24	\$95,362.65	\$1,025.11	2.00
27114				TOTAL New Mexico	\$195,000.00	\$0.00	\$195,000.00	\$50,692.07	\$98,612.24	\$95,362.65	\$1,025.11	2.00
27149				Reads to Lead K-3								
27149	1000			PreK Initiative								
				Instruction								
		51100		Salaries Expense								
27149	1000	51100	1414	Teachers-Preschool (exclude Special Ed)	\$690,000.00	\$0.00	\$690,000.00	\$130,743.93	\$237,510.80	\$246,921.43	\$205,567.77	11.00
27149	1000	51100	1610	Substitutes Professional Development	\$35,000.00	\$0.00	\$35,000.00	(\$600.00)	(\$600.00)	\$0.00	\$35,600.00	0.00
27149	1000	51100	1611	Substitutes-Sick Leave	\$0.00	\$0.00	\$0.00	\$2,584.71	\$4,765.04	\$0.00	(\$4,765.04)	0.00
27149	1000	51100	1612	Substitutes-Other Leave	\$0.00	\$0.00	\$0.00	\$1,648.00	\$2,801.25	\$0.00	(\$2,801.25)	0.00
27149	1000	51100	1714	Instructional Assistants Preschool	\$345,000.00	\$0.00	\$345,000.00	\$48,163.98	\$89,262.27	\$108,951.50	\$146,786.23	11.50
27149	1000	51100		SUBTOTAL Salaries Expense	\$1,070,000.00	\$0.00	\$1,070,000.00	\$182,540.62	\$333,739.36	\$355,872.93	\$380,387.71	22.50
27149	1000	52111		Educational Retirement	\$150,000.00	\$0.00	\$150,000.00	\$24,804.10	\$45,357.24	\$44,834.04	\$59,808.72	0.00
27149	1000	52112		ERA - Retiree Health	\$18,000.00	\$0.00	\$18,000.00	\$3,568.86	\$6,526.07	\$6,450.70	\$5,023.23	0.00
27149	1000	52210		FICA Payments	\$55,000.00	\$0.00	\$55,000.00	\$10,221.32	\$18,726.10	\$18,132.75	\$18,141.15	0.00
27149	1000	52220		Medicare Payments	\$13,000.00	\$0.00	\$13,000.00	\$2,390.65	\$4,379.88	\$4,241.21	\$4,378.91	0.00
27149	1000	52311		Health and Medical Premiums	\$140,000.00	\$0.00	\$140,000.00	\$25,400.36	\$46,005.00	\$44,202.22	\$49,792.78	0.00
27149	1000	52312		Life	\$2,500.00	\$0.00	\$2,500.00	\$353.60	\$641.53	\$633.39	\$1,225.08	0.00
27149	1000	52313		Dental	\$8,000.00	\$0.00	\$8,000.00	\$1,688.89	\$3,058.13	\$2,985.63	\$1,956.24	0.00
27149	1000	52314		Vision	\$1,600.00	\$0.00	\$1,600.00	\$320.36	\$570.68	\$563.70	\$465.62	0.00
27149	1000	52315		Disability	\$1,000.00	\$0.00	\$1,000.00	\$226.76	\$396.73	\$308.98	\$294.29	0.00
27149	1000	52500		Unemployment Compensation	\$1,000.00	\$0.00	\$1,000.00	\$172.17	\$312.85	\$300.21	\$386.94	0.00
27149	1000	52710		Workers Compensation Premium	\$15,000.00	\$0.00	\$15,000.00	\$3,257.47	\$5,920.17	\$5,680.26	\$3,399.57	0.00
27149	1000	52720		Workers Compensation Employer's Fee	\$750.00	\$0.00	\$750.00	\$61.28	\$121.87	\$89.70	\$538.43	0.00
27149	1000	53330		Professional Development	\$12,000.00	\$0.00	\$12,000.00	\$0.00	\$291.02	\$0.00	\$11,708.98	0.00
27149	1000	53414		Other Services	\$11,000.00	\$0.00	\$11,000.00	\$0.00	\$0.00	\$0.00	\$11,000.00	0.00
27149	1000	55817		Student Travel	\$16,000.00	\$0.00	\$16,000.00	\$7,856.32	\$7,856.32	\$0.00	\$8,143.68	0.00
27149	1000	55819		Employee Travel - Teachers	\$3,000.00	\$0.00	\$3,000.00	\$0.00	\$640.96	\$234.20	\$2,124.84	0.00
27149	1000	56118		General Supplies and Materials	\$55,000.00	\$0.00	\$55,000.00	\$10,492.46	\$10,905.76	\$28,822.27	\$15,271.97	0.00
27149	1000	57332		Supply Assets (\$5,000 or less)	\$16,000.00	\$0.00	\$16,000.00	\$3,029.95	\$3,029.95	\$7,566.84	\$5,403.21	0.00
27149	1000			SUBTOTAL Instruction	\$1,588,850.00	\$0.00	\$1,588,850.00	\$276,385.17	\$488,479.62	\$520,919.03	\$579,451.35	22.50
27149	2000			Support Services								
27149	2100			Support Services-Students								
		51100		Salaries Expense								
27149	2100	51100	1211	Coordinator/Subject Matter Specialist	\$100,000.00	\$0.00	\$100,000.00	\$15,692.28	\$31,384.56	\$31,384.44	\$37,231.00	1.00
27149	2100	51100	1218	School/Student Support	\$25,000.00	\$0.00	\$25,000.00	\$0.00	\$0.00	\$0.00	\$25,000.00	1.00
27149	2100	51100		SUBTOTAL Salaries Expense	\$125,000.00	\$0.00	\$125,000.00	\$15,692.28	\$31,384.56	\$31,384.44	\$62,231.00	2.00
27149	2100	52111		Educational Retirement	\$8,000.00	\$0.00	\$8,000.00	\$2,181.24	\$4,362.48	\$4,362.46	(\$724.94)	0.00
27149	2100	52112		ERA - Retiree Health	\$3,000.00	\$0.00	\$3,000.00	\$313.86	\$627.72	\$627.72	\$1,744.56	0.00
27149	2100	52210		FICA Payments	\$8,000.00	\$0.00	\$8,000.00	\$927.54	\$1,863.48	\$1,855.08	\$4,281.44	0.00
27149	2100	52220		Medicare Payments	\$1,400.00	\$0.00	\$1,400.00	\$216.90	\$435.78	\$433.80	\$530.42	0.00

State of New Mexico
Public School Operating Budget - Actuals Expenditure Rollup Report
Gadsden 2015-2016 - Second Quarter (Oct - Dec) - Expenditure
UnSubmitted

Fund	Func	Obj	Job Description	Budget	Adjustments	Adjusted Budget	Current Period	YTD	Encumbrance	Budget Balance	FTE
27149	2100	52311	Health and Medical Premiums	\$3,000.00	\$0.00	\$3,000.00	\$1,048.44	\$1,901.98	\$2,096.88	(\$998.86)	0.00
27149	2100	52312	Life	\$200.00	\$0.00	\$200.00	\$14.10	\$25.85	\$28.20	\$145.95	0.00
27149	2100	52313	Dental	\$200.00	\$0.00	\$200.00	\$49.02	\$89.87	\$98.04	\$12.09	0.00
27149	2100	52314	Vision	\$200.00	\$0.00	\$200.00	\$0.00	\$0.00	\$0.00	\$200.00	0.00
27149	2100	52315	Disability	\$180.00	\$0.00	\$180.00	\$0.00	\$0.00	\$0.00	\$180.00	0.00
27149	2100	52500	Unemployment Compensation	\$500.00	\$0.00	\$500.00	\$14.58	\$29.16	\$29.16	\$441.68	0.00
27149	2100	52710	Workers Compensation Premium	\$200.00	\$0.00	\$200.00	\$276.36	\$552.72	\$552.71	(\$905.43)	0.00
27149	2100	52720	Workers Compensation Employer's Fee	\$200.00	\$0.00	\$200.00	\$2.30	\$4.60	\$4.60	\$190.80	0.00
27149	2100	53330	Professional Development	\$3,500.00	\$0.00	\$3,500.00	\$0.00	\$70.06	\$120.00	\$3,309.94	0.00
27149	2100	53414	Other Services	\$2,500.00	\$0.00	\$2,500.00	\$0.00	\$1,000.00	\$0.00	\$1,500.00	0.00
27149	2100	55813	Employee Travel - Non-Teachers	\$3,000.00	\$0.00	\$3,000.00	\$0.00	\$0.00	\$1,000.00	\$2,000.00	0.00
27149	2100	56118	General Supplies and Materials	\$4,000.00	\$0.00	\$4,000.00	\$0.00	\$0.00	\$0.00	\$4,000.00	0.00
27149	2100	57332	Supply Assets (\$5,000 or less)	\$10,000.00	\$0.00	\$10,000.00	\$0.00	\$582.00	\$0.00	\$9,418.00	0.00
27149	2100		SUBTOTAL Support Services-Students	\$173,080.00	\$0.00	\$173,080.00	\$20,736.62	\$42,930.26	\$42,593.09	\$87,556.65	2.00
	2200		Support Services-Instruction								
		51100	Salaries Expense								
27149	2200	51100	1211 Coordinator/Subject Matter Specialist	\$0.00	\$0.00	\$0.00	\$0.00	\$0.00	\$0.00	\$0.00	0.00
27149	2200	51100	SUBTOTAL Salaries Expense	\$0.00	\$0.00	\$0.00	\$0.00	\$0.00	\$0.00	\$0.00	0.00
27149	2200	52111	Educational Retirement	\$0.00	\$0.00	\$0.00	\$0.00	\$0.00	\$0.00	\$0.00	0.00
27149	2200	52112	ERA - Retiree Health	\$0.00	\$0.00	\$0.00	\$0.00	\$0.00	\$0.00	\$0.00	0.00
27149	2200	52210	FICA Payments	\$0.00	\$0.00	\$0.00	\$0.00	\$0.00	\$0.00	\$0.00	0.00
27149	2200	52220	Medicare Payments	\$0.00	\$0.00	\$0.00	\$0.00	\$0.00	\$0.00	\$0.00	0.00
27149	2200	52311	Health and Medical Premiums	\$0.00	\$0.00	\$0.00	\$0.00	\$0.00	\$0.00	\$0.00	0.00
27149	2200	52312	Life	\$0.00	\$0.00	\$0.00	\$0.00	\$0.00	\$0.00	\$0.00	0.00
27149	2200	52313	Dental	\$0.00	\$0.00	\$0.00	\$0.00	\$0.00	\$0.00	\$0.00	0.00
27149	2200	52314	Vision	\$0.00	\$0.00	\$0.00	\$0.00	\$0.00	\$0.00	\$0.00	0.00
27149	2200	52315	Disability	\$0.00	\$0.00	\$0.00	\$0.00	\$0.00	\$0.00	\$0.00	0.00
27149	2200	52500	Unemployment Compensation	\$0.00	\$0.00	\$0.00	\$0.00	\$0.00	\$0.00	\$0.00	0.00
27149	2200	52710	Workers Compensation Premium	\$0.00	\$0.00	\$0.00	\$0.00	\$0.00	\$0.00	\$0.00	0.00
27149	2200	52720	Workers Compensation Employer's Fee	\$0.00	\$0.00	\$0.00	\$0.00	\$0.00	\$0.00	\$0.00	0.00
27149	2200	53330	Professional Development	\$0.00	\$0.00	\$0.00	\$0.00	\$0.00	\$0.00	\$0.00	0.00
27149	2200	53414	Other Services	\$0.00	\$0.00	\$0.00	\$0.00	\$0.00	\$0.00	\$0.00	0.00
27149	2200	54311	Maintenance & Repair - Furniture/Fixtures/Equipment	\$20,000.00	\$0.00	\$20,000.00	\$1,785.01	\$8,297.20	\$9,561.11	\$2,141.69	0.00
27149	2200	55813	Employee Travel - Non-Teachers	\$0.00	\$0.00	\$0.00	\$0.00	\$0.00	\$0.00	\$0.00	0.00
27149	2200	56118	General Supplies and Materials	\$20,000.00	\$0.00	\$20,000.00	\$2,023.42	\$2,023.42	\$11,270.06	\$6,706.52	0.00
27149	2200	57332	Supply Assets (\$5,000 or less)	\$0.00	\$0.00	\$0.00	\$0.00	\$0.00	\$0.00	\$0.00	0.00
27149	2200		SUBTOTAL Support Services-Instruction	\$40,000.00	\$0.00	\$40,000.00	\$3,808.43	\$10,320.62	\$20,831.17	\$8,848.21	0.00
	2300		Support Services-General Administration								
27149	2300	53713	Indirect Costs - Program Administration	\$19,749.00	\$0.00	\$19,749.00	\$3,009.31	\$5,417.31	\$0.00	\$14,331.69	0.00

State of New Mexico
Public School Operating Budget - Actuals Expenditure Rollup Report
Gadsden 2015-2016 - Second Quarter (Oct - Dec) - Expenditure
UnSubmitted

Fund	Func	Obj	Job	Description	Budget	Adjustments	Adjusted Budget	Current Period	YTD	Encumbrance	Budget Balance	FTE
27149	2300			SUBTOTAL Support Services-General Administration	\$19,749.00	\$0.00	\$19,749.00	\$3,009.31	\$5,417.31	\$0.00	\$14,331.69	0.00
	2600			Operation & Maintenance of Plant								
27149	2600	54416		Communication Services	\$2,500.00	\$0.00	\$2,500.00	\$0.00	\$0.00	\$0.00	\$2,500.00	0.00
27149	2600			SUBTOTAL Operation & Maintenance of Plant	\$2,500.00	\$0.00	\$2,500.00	\$0.00	\$0.00	\$0.00	\$2,500.00	0.00
	2700			Student Transportation								
27149	2700	55112		Transportation Contractors	\$175,000.00	\$0.00	\$175,000.00	\$0.00	\$0.00	\$150,000.00	\$25,000.00	0.00
27149	2700			SUBTOTAL Student Transportation	\$175,000.00	\$0.00	\$175,000.00	\$0.00	\$0.00	\$150,000.00	\$25,000.00	0.00
27149	2000			SUBTOTAL Support Services	\$410,329.00	\$0.00	\$410,329.00	\$27,554.36	\$58,668.19	\$213,424.26	\$138,236.55	2.00
27149				TOTAL PreK Initiative	\$1,999,179.00	\$0.00	\$1,999,179.00	\$303,939.53	\$547,147.81	\$734,343.29	\$717,687.90	24.50
27155				Breakfast for Elementary Students								
	3000			Operation of Non-Instructional Services								
	3100			Food Services Operations								
27155	3100	56116		Food	\$0.00	\$175,661.00	\$175,661.00	\$35,609.33	\$71,866.42	\$0.00	\$103,794.58	0.00
27155	3100			SUBTOTAL Food Services Operations	\$0.00	\$175,661.00	\$175,661.00	\$35,609.33	\$71,866.42	\$0.00	\$103,794.58	0.00
27155	3000			SUBTOTAL Operation of Non-Instructional Services	\$0.00	\$175,661.00	\$175,661.00	\$35,609.33	\$71,866.42	\$0.00	\$103,794.58	0.00
27155				TOTAL Breakfast for Elementary Students	\$0.00	\$175,661.00	\$175,661.00	\$35,609.33	\$71,866.42	\$0.00	\$103,794.58	0.00
27166				Kindergarten-Three Plus Instruction								
	1000			Salaries Expense								
27166	1000	51100	1621	Summer School/After School	\$588,886.00	\$0.00	\$588,886.00	\$0.00	\$560,111.87	\$0.00	\$28,774.13	215.00
27166	1000	51100		SUBTOTAL Salaries Expense	\$588,886.00	\$0.00	\$588,886.00	\$0.00	\$560,111.87	\$0.00	\$28,774.13	215.00
27166	1000	52111		Educational Retirement	\$107,070.00	\$0.00	\$107,070.00	\$0.00	\$77,355.07	\$0.00	\$29,714.93	0.00
27166	1000	52112		ERA - Retiree Health	\$15,406.00	\$0.00	\$15,406.00	\$0.00	\$11,130.28	\$0.00	\$4,275.72	0.00
27166	1000	52210		FICA Payments	\$47,758.00	\$0.00	\$47,758.00	\$0.00	\$34,727.09	\$0.00	\$13,030.91	0.00
27166	1000	52220		Medicare Payments	\$11,169.00	\$0.00	\$11,169.00	\$0.00	\$8,121.70	\$0.00	\$3,047.30	0.00
27166	1000	52500		Unemployment Compensation	\$0.00	\$0.00	\$0.00	\$0.00	\$520.78	\$0.00	(\$520.78)	0.00
27166	1000	52710		Workers Compensation Premium	\$0.00	\$0.00	\$0.00	\$0.00	\$9,863.58	\$0.00	(\$9,863.58)	0.00
27166	1000	53414		Other Services	\$5,000.00	\$0.00	\$5,000.00	\$0.00	\$250.00	\$0.00	\$4,750.00	0.00
27166	1000	55817		Student Travel	\$10,000.00	\$0.00	\$10,000.00	\$0.00	\$16,190.32	\$0.00	(\$6,190.32)	0.00
27166	1000	56118		General Supplies and Materials	\$248,325.00	(\$118,902.00)	\$129,423.00	\$0.00	\$0.00	\$0.00	\$129,423.00	0.00
27166	1000	57332		Supply Assets (\$5,000 or less)	\$5,000.00	\$0.00	\$5,000.00	\$0.00	\$0.00	\$0.00	\$5,000.00	0.00
27166	1000			SUBTOTAL Instruction	\$1,038,614.00	(\$118,902.00)	\$919,712.00	\$0.00	\$718,270.69	\$0.00	\$201,441.31	215.00

State of New Mexico
Public School Operating Budget - Actuals Expenditure Rollup Report
Gadsden 2015-2016 - Second Quarter (Oct - Dec) - Expenditure
UnSubmitted

Fund	Func	Obj	Job	Description	Budget	Adjustments	Adjusted Budget	Current Period	YTD	Encumbrance	Budget Balance	FTE
	2000			Support Services								
	2100			Support Services-Students								
		51100		Salaries Expense								
27166	2100	51100	1215	Registered Nurses	\$14,120.00	\$0.00	\$14,120.00	\$0.00	\$13,400.94	\$0.00	\$719.06	6.00
27166	2100	51100		SUBTOTAL Salaries Expense	\$14,120.00	\$0.00	\$14,120.00	\$0.00	\$13,400.94	\$0.00	\$719.06	6.00
27166	2100	52111		Educational Retirement	\$2,567.00	\$0.00	\$2,567.00	\$0.00	\$1,862.71	\$0.00	\$704.29	0.00
27166	2100	52112		ERA - Retiree Health	\$369.00	\$0.00	\$369.00	\$0.00	\$268.03	\$0.00	\$100.97	0.00
27166	2100	52210		FICA Payments	\$1,145.00	\$0.00	\$1,145.00	\$0.00	\$830.86	\$0.00	\$314.14	0.00
27166	2100	52220		Medicare Payments	\$268.00	\$0.00	\$268.00	\$0.00	\$194.32	\$0.00	\$73.68	0.00
27166	2100	52500		Unemployment Compensation	\$0.00	\$300.00	\$300.00	\$0.00	\$12.46	\$0.00	\$287.54	0.00
27166	2100	52710		Workers Compensation Premium	\$0.00	\$300.00	\$300.00	\$0.00	\$235.98	\$0.00	\$64.02	0.00
27166	2100			SUBTOTAL Support Services-Students	\$18,469.00	\$600.00	\$19,069.00	\$0.00	\$16,805.30	\$0.00	\$2,263.70	6.00
	2200			Support Services-Instruction								
		51100		Salaries Expense								
27166	2200	51100	1217	Secretarial/Clerical/Technical Assistants	\$16,545.00	\$0.00	\$16,545.00	\$0.00	\$15,353.12	\$0.00	\$1,191.88	15.00
27166	2200	51100		SUBTOTAL Salaries Expense	\$16,545.00	\$0.00	\$16,545.00	\$0.00	\$15,353.12	\$0.00	\$1,191.88	15.00
27166	2200	52111		Educational Retirement	\$3,008.00	\$0.00	\$3,008.00	\$0.00	\$2,134.10	\$0.00	\$873.90	0.00
27166	2200	52112		ERA - Retiree Health	\$433.00	\$0.00	\$433.00	\$0.00	\$307.05	\$0.00	\$125.95	0.00
27166	2200	52210		FICA Payments	\$1,342.00	\$0.00	\$1,342.00	\$0.00	\$951.90	\$0.00	\$390.10	0.00
27166	2200	52220		Medicare Payments	\$314.00	\$0.00	\$314.00	\$0.00	\$222.62	\$0.00	\$91.38	0.00
27166	2200	52500		Unemployment Compensation	\$0.00	\$200.00	\$200.00	\$0.00	\$14.29	\$0.00	\$185.71	0.00
27166	2200	52710		Workers Compensation Premium	\$0.00	\$400.00	\$400.00	\$0.00	\$270.38	\$0.00	\$129.62	0.00
27166	2200			SUBTOTAL Support Services-Instruction	\$21,642.00	\$600.00	\$22,242.00	\$0.00	\$19,253.46	\$0.00	\$2,988.54	15.00
	2400			Support Services-School Administration								
		51100		Salaries Expense								
27166	2400	51100	1112	Principals	\$36,422.00	\$15,000.00	\$51,422.00	\$0.00	\$49,414.08	\$0.00	\$2,007.92	15.00
27166	2400	51100		SUBTOTAL Salaries Expense	\$36,422.00	\$15,000.00	\$51,422.00	\$0.00	\$49,414.08	\$0.00	\$2,007.92	15.00
27166	2400	52111		Educational Retirement	\$6,622.00	\$600.00	\$7,222.00	\$0.00	\$6,868.55	\$0.00	\$353.45	0.00
27166	2400	52112		ERA - Retiree Health	\$953.00	\$300.00	\$1,253.00	\$0.00	\$988.28	\$0.00	\$264.72	0.00
27166	2400	52210		FICA Payments	\$2,954.00	\$300.00	\$3,254.00	\$0.00	\$3,063.70	\$0.00	\$190.30	0.00
27166	2400	52220		Medicare Payments	\$691.00	\$300.00	\$991.00	\$0.00	\$716.49	\$0.00	\$274.51	0.00
27166	2400	52500		Unemployment Compensation	\$0.00	\$300.00	\$300.00	\$0.00	\$45.94	\$0.00	\$254.06	0.00
27166	2400	52710		Workers Compensation Premium	\$0.00	\$1,000.00	\$1,000.00	\$0.00	\$870.18	\$0.00	\$129.82	0.00
27166	2400			SUBTOTAL Support Services-School Administration	\$47,642.00	\$17,800.00	\$65,442.00	\$0.00	\$61,967.22	\$0.00	\$3,474.78	15.00
	2700			Student Transportation								
27166	2700	55112		Transportation Contractors	\$100,000.00	\$206,000.00	\$306,000.00	\$0.00	\$124,154.57	\$0.00	\$181,845.43	0.00
27166	2700			SUBTOTAL Student Transportation	\$100,000.00	\$206,000.00	\$306,000.00	\$0.00	\$124,154.57	\$0.00	\$181,845.43	0.00

State of New Mexico
Public School Operating Budget - Actuals Expenditure Rollup Report
Gadsden 2015-2016 - Second Quarter (Oct - Dec) - Expenditure
UnSubmitted

Fund	Func	Obj	Job	Description	Budget	Adjustments	Adjusted Budget	Current Period	YTD	Encumbrance	Budget Balance	FTE
27166	2000			SUBTOTAL Support Services	\$187,753.00	\$225,000.00	\$412,753.00	\$0.00	\$222,180.55	\$0.00	\$190,572.45	36.00
27166				TOTAL Kindergarten-Three Plus	\$1,226,367.00	\$106,098.00	\$1,332,465.00	\$0.00	\$940,451.24	\$0.00	\$392,013.76	251.00
27000				TOTAL State Flow-through Grants	\$3,522,871.00	\$432,200.00	\$3,955,071.00	\$395,255.99	\$1,789,690.56	\$829,705.94	\$1,335,674.50	277.50
28000				State Direct Grants								
28191				Start Smart K-3 Plus Utah State Univ. Study Instruction								
	1000			Additional Compensation								
28191	1000	51300	1621	Summer School/After School	\$33,000.00	\$0.00	\$33,000.00	\$0.00	\$27,750.06	\$0.00	\$5,249.94	0.00
28191	1000	51300		SUBTOTAL Additional Compensation	\$33,000.00	\$0.00	\$33,000.00	\$0.00	\$27,750.06	\$0.00	\$5,249.94	0.00
28191	1000	52111		Educational Retirement	\$4,309.00	\$0.00	\$4,309.00	\$0.00	\$3,857.26	\$0.00	\$451.74	0.00
28191	1000	52112		ERA - Retiree Health	\$700.00	\$0.00	\$700.00	\$0.00	\$555.02	\$0.00	\$144.98	0.00
28191	1000	52210		FICA Payments	\$1,900.00	\$0.00	\$1,900.00	\$0.00	\$1,720.51	\$0.00	\$179.49	0.00
28191	1000	52220		Medicare Payments	\$450.00	\$0.00	\$450.00	\$0.00	\$402.37	\$0.00	\$47.63	0.00
28191	1000	52500		Unemployment Compensation	\$0.00	\$0.00	\$0.00	\$0.00	\$25.81	\$0.00	(\$25.81)	0.00
28191	1000	52710		Workers Compensation Premium	\$0.00	\$0.00	\$0.00	\$0.00	\$488.70	\$0.00	(\$488.70)	0.00
28191	1000	56118		General Supplies and Materials	\$12,110.00	\$37,785.00	\$49,895.00	\$20,704.84	\$24,641.73	\$0.00	\$25,253.27	0.00
28191	1000			SUBTOTAL Instruction	\$52,469.00	\$37,785.00	\$90,254.00	\$20,704.84	\$59,441.46	\$0.00	\$30,812.54	0.00
	2000			Support Services								
	2100			Support Services-Students								
		51300		Additional Compensation								
28191	2100	51300	1218	School/Student Support	\$33,000.00	(\$33,000.00)	\$0.00	\$0.00	\$0.00	\$0.00	\$0.00	0.00
28191	2100	51300		SUBTOTAL Additional Compensation	\$33,000.00	(\$33,000.00)	\$0.00	\$0.00	\$0.00	\$0.00	\$0.00	0.00
28191	2100	52111		Educational Retirement	\$4,600.00	(\$4,600.00)	\$0.00	\$0.00	\$0.00	\$0.00	\$0.00	0.00
28191	2100	52112		ERA - Retiree Health	\$640.00	(\$640.00)	\$0.00	\$0.00	\$0.00	\$0.00	\$0.00	0.00
28191	2100	52210		FICA Payments	\$2,000.00	(\$2,000.00)	\$0.00	\$0.00	\$0.00	\$0.00	\$0.00	0.00
28191	2100	52220		Medicare Payments	\$545.00	(\$545.00)	\$0.00	\$0.00	\$0.00	\$0.00	\$0.00	0.00
28191	2100			SUBTOTAL Support Services-Students	\$40,785.00	(\$40,785.00)	\$0.00	\$0.00	\$0.00	\$0.00	\$0.00	0.00
	2400			Support Services-School Administration								
		51300		Additional Compensation								
28191	2400	51300	1112	Principals	\$0.00	\$3,000.00	\$3,000.00	\$0.00	\$2,285.36	\$0.00	\$714.64	0.00
28191	2400	51300		SUBTOTAL Additional Compensation	\$0.00	\$3,000.00	\$3,000.00	\$0.00	\$2,285.36	\$0.00	\$714.64	0.00
28191	2400	52111		Educational Retirement	\$0.00	\$0.00	\$0.00	\$0.00	\$317.66	\$0.00	(\$317.66)	0.00
28191	2400	52112		ERA - Retiree Health	\$0.00	\$0.00	\$0.00	\$0.00	\$45.71	\$0.00	(\$45.71)	0.00
28191	2400	52210		FICA Payments	\$0.00	\$0.00	\$0.00	\$0.00	\$141.70	\$0.00	(\$141.70)	0.00
28191	2400	52220		Medicare Payments	\$0.00	\$0.00	\$0.00	\$0.00	\$33.14	\$0.00	(\$33.14)	0.00

State of New Mexico
Public School Operating Budget - Actuals Expenditure Rollup Report
Gadsden 2015-2016 - Second Quarter (Oct - Dec) - Expenditure
UnSubmitted

Fund	Func	Obj	Job	Description	Budget	Adjustments	Adjusted Budget	Current Period	YTD	Encumbrance	Budget Balance	FTE
28191	2400	52500		Unemployment Compensation	\$0.00	\$0.00	\$0.00	\$0.00	\$2.14	\$0.00	(\$2.14)	0.00
28191	2400	52710		Workers Compensation Premium	\$0.00	\$0.00	\$0.00	\$0.00	\$40.24	\$0.00	(\$40.24)	0.00
28191	2400			SUBTOTAL Support Services-School Administration	\$0.00	\$3,000.00	\$3,000.00	\$0.00	\$2,865.95	\$0.00	\$134.05	0.00
28191	2000			SUBTOTAL Support Services	\$40,785.00	(\$37,785.00)	\$3,000.00	\$0.00	\$2,865.95	\$0.00	\$134.05	0.00
28191				TOTAL Start Smart K-3 Plus Utah State Univ. Study	\$93,254.00	\$0.00	\$93,254.00	\$20,704.84	\$62,307.41	\$0.00	\$30,946.59	0.00
28193				CYFD Parents As Teachers Model Support Services								
	2000			Support Services-Students								
	2100			Salaries Expense								
		51100										
28193	2100	51100	1218	School/Student Support	\$249,894.00	(\$69,590.00)	\$180,304.00	\$40,854.06	\$81,708.12	\$81,708.08	\$16,887.80	6.00
28193	2100	51100		SUBTOTAL Salaries Expense	\$249,894.00	(\$69,590.00)	\$180,304.00	\$40,854.06	\$81,708.12	\$81,708.08	\$16,887.80	6.00
28193	2100	52111		Educational Retirement	\$23,000.00	\$0.00	\$23,000.00	\$5,678.82	\$11,357.64	\$11,357.63	\$284.73	0.00
28193	2100	52112		ERA - Retiree Health	\$3,200.00	\$70.00	\$3,270.00	\$817.08	\$1,634.16	\$1,634.16	\$1.68	0.00
28193	2100	52210		FICA Payments	\$10,200.00	\$0.00	\$10,200.00	\$2,344.50	\$4,709.95	\$4,710.68	\$779.37	0.00
28193	2100	52220		Medicare Payments	\$2,400.00	\$0.00	\$2,400.00	\$548.32	\$1,101.55	\$1,101.71	\$196.74	0.00
28193	2100	52311		Health and Medical Premiums	\$17,400.00	\$0.00	\$17,400.00	\$4,148.44	\$7,850.00	\$7,772.66	\$1,777.34	0.00
28193	2100	52312		Life	\$300.00	\$40.00	\$340.00	\$84.60	\$164.50	\$169.20	\$6.30	0.00
28193	2100	52313		Dental	\$1,200.00	\$710.00	\$1,910.00	\$485.16	\$934.32	\$970.32	\$5.36	0.00
28193	2100	52314		Vision	\$250.00	\$70.00	\$320.00	\$80.70	\$154.84	\$161.40	\$3.76	0.00
28193	2100	52315		Disability	\$400.00	\$0.00	\$400.00	\$58.84	\$117.58	\$117.53	\$164.89	0.00
28193	2100	52500		Unemployment Compensation	\$300.00	\$0.00	\$300.00	\$37.98	\$75.96	\$75.96	\$148.08	0.00
28193	2100	52710		Workers Compensation Premium	\$300.00	\$2,700.00	\$3,000.00	\$719.52	\$1,439.04	\$1,439.03	\$121.93	0.00
28193	2100	52720		Workers Compensation Employer's Fee	\$160.00	\$0.00	\$160.00	\$13.80	\$27.60	\$27.60	\$104.80	0.00
28193	2100	53330		Professional Development	\$22,500.00	\$0.00	\$22,500.00	\$7,336.22	\$15,406.09	\$0.00	\$7,093.91	0.00
28193	2100	53414		Other Services	\$0.00	\$30,000.00	\$30,000.00	\$914.36	\$914.36	\$15,575.26	\$13,510.38	0.00
28193	2100	53711		Other Charges	\$0.00	\$3,600.00	\$3,600.00	\$0.00	\$3,500.00	\$0.00	\$100.00	0.00
28193	2100	54311		Maintenance & Repair - Furniture/Fixtures/Equipment	\$0.00	\$8,300.00	\$8,300.00	\$2,311.91	\$2,311.91	\$3,072.47	\$2,915.62	0.00
28193	2100	55813		Employee Travel - Non-Teachers	\$6,000.00	\$10,000.00	\$16,000.00	\$1,498.27	\$2,783.19	\$2,376.81	\$10,840.00	0.00
28193	2100	56118		General Supplies and Materials	\$6,000.00	\$50,000.00	\$56,000.00	\$2,422.19	\$4,211.99	\$1,444.28	\$50,343.73	0.00
28193	2100	57332		Supply Assets (\$5,000 or less)	\$48,690.00	(\$35,900.00)	\$12,790.00	\$5,450.12	\$5,450.12	\$218.88	\$7,121.00	0.00
28193	2100			SUBTOTAL Support Services-Students	\$392,194.00	\$0.00	\$392,194.00	\$75,804.89	\$145,852.92	\$133,933.66	\$112,407.42	6.00
	2300			Support Services-General Administration								
28193	2300	53713		Indirect Costs - Program Administration	\$7,526.00	\$0.00	\$7,526.00	\$1,437.99	\$2,776.10	\$0.00	\$4,749.90	0.00

State of New Mexico
Public School Operating Budget - Actuals Expenditure Rollup Report
Gadsden 2015-2016 - Second Quarter (Oct - Dec) - Expenditure
UnSubmitted

Fund	Func	Obj	Job	Description	Budget	Adjustments	Adjusted Budget	Current Period	YTD	Encumbrance	Budget Balance	FTE
28193	2300			SUBTOTAL Support Services-General Administration	\$7,526.00	\$0.00	\$7,526.00	\$1,437.99	\$2,776.10	\$0.00	\$4,749.90	0.00
	2600			Operation & Maintenance of Plant								
28193	2600	54416		Communication Services	\$6,000.00	\$0.00	\$6,000.00	\$279.14	\$1,030.74	\$4,969.26	\$0.00	0.00
28193	2600			SUBTOTAL Operation & Maintenance of Plant	\$6,000.00	\$0.00	\$6,000.00	\$279.14	\$1,030.74	\$4,969.26	\$0.00	0.00
28193	2000			SUBTOTAL Support Services	\$405,720.00	\$0.00	\$405,720.00	\$77,522.02	\$149,659.76	\$138,902.92	\$117,157.32	6.00
28193				TOTAL CYFD Parents As Teachers Model	\$405,720.00	\$0.00	\$405,720.00	\$77,522.02	\$149,659.76	\$138,902.92	\$117,157.32	6.00
28000				TOTAL State Direct Grants	\$498,974.00	\$0.00	\$498,974.00	\$98,226.86	\$211,967.17	\$138,902.92	\$148,103.91	6.00
29000				Combined State/Local Grants								
29135				Industrial Revenue Bonds Payments In Lieu of Taxes								
	1000			Instruction								
29135	1000	53330		Professional Development	\$20,140.00	\$110.00	\$20,250.00	\$0.00	\$5,779.77	\$0.00	\$14,470.23	0.00
29135	1000	53414		Other Services	\$35,000.00	\$18,000.00	\$53,000.00	(\$3,000.00)	\$18,000.00	\$0.00	\$35,000.00	0.00
29135	1000	55817		Student Travel	\$11,429.00	\$13,571.00	\$25,000.00	\$0.00	\$0.00	\$0.00	\$25,000.00	0.00
29135	1000	55819		Employee Travel - Teachers	\$18,000.00	\$0.00	\$18,000.00	\$0.00	\$0.00	\$0.00	\$18,000.00	0.00
29135	1000	55915		Other Contract Services	\$75,520.00	\$9,980.00	\$85,500.00	\$9,346.05	\$9,346.05	\$10,653.95	\$65,500.00	0.00
29135	1000	56118		General Supplies and Materials	\$117,086.00	\$8,143.00	\$125,229.00	\$0.00	\$0.00	\$0.00	\$125,229.00	0.00
29135	1000	57332		Supply Assets (\$5,000 or less)	\$0.00	\$18,000.00	\$18,000.00	\$0.00	\$0.00	\$0.00	\$18,000.00	0.00
29135	1000			SUBTOTAL Instruction	\$277,175.00	\$67,804.00	\$344,979.00	\$6,346.05	\$33,125.82	\$10,653.95	\$301,199.23	0.00
29135				TOTAL Industrial Revenue Bonds Payments In Lieu of Taxes	\$277,175.00	\$67,804.00	\$344,979.00	\$6,346.05	\$33,125.82	\$10,653.95	\$301,199.23	0.00
29000				TOTAL Combined State/Local Grants	\$277,175.00	\$67,804.00	\$344,979.00	\$6,346.05	\$33,125.82	\$10,653.95	\$301,199.23	0.00
31100				Bond Building								
	4000			Capital Outlay								
31100	4000	53414		Other Services	\$647,023.00	\$0.00	\$647,023.00	\$88,083.39	\$99,630.09	\$10,701.00	\$536,691.91	0.00
31100	4000	54500		Construction Services	\$23,818,122.00	\$2,861,770.00	\$26,679,892.00	\$1,604,698.11	\$3,297,112.15	\$13,171,410.84	\$10,211,369.01	0.00
31100	4000	57112		Land Improvements	\$550,830.00	\$702,737.00	\$1,253,567.00	\$0.00	\$4,421.50	\$198,314.64	\$1,050,830.86	0.00
31100	4000	57331		Fixed Assets (more than \$5,000)	\$300,180.00	\$8,876.00	\$309,056.00	\$0.00	\$0.00	\$18,964.69	\$290,091.31	0.00
31100	4000	57332		Supply Assets (\$5,000 or less)	\$1,050,441.00	\$599,711.00	\$1,650,152.00	\$12,847.75	\$52,239.72	\$2,586.09	\$1,595,326.19	0.00
31100	4000			SUBTOTAL Capital Outlay	\$26,366,596.00	\$4,173,094.00	\$30,539,690.00	\$1,705,629.25	\$3,453,403.46	\$13,401,977.26	\$13,684,309.28	0.00

State of New Mexico
Public School Operating Budget - Actuals Expenditure Rollup Report
Gadsden 2015-2016 - Second Quarter (Oct - Dec) - Expenditure
UnSubmitted

Fund	Func	Obj	Job	Description	Budget	Adjustments	Adjusted Budget	Current Period	YTD	Encumbrance	Budget Balance	FTE
31100				TOTAL Bond Building	\$26,366,596.00	\$4,173,094.00	\$30,539,690.00	\$1,705,629.25	\$3,453,403.46	\$13,401,977.26	\$13,684,309.28	0.00
31400				Special Capital Outlay-State								
	4000			Capital Outlay								
31400	4000	57112		Land Improvements	\$17,091.00	\$0.00	\$17,091.00	\$0.00	\$0.00	\$0.00	\$17,091.00	0.00
31400	4000			SUBTOTAL Capital Outlay	\$17,091.00	\$0.00	\$17,091.00	\$0.00	\$0.00	\$0.00	\$17,091.00	0.00
31400				TOTAL Special Capital Outlay-State	\$17,091.00	\$0.00	\$17,091.00	\$0.00	\$0.00	\$0.00	\$17,091.00	0.00
31700				Capital Improvements SB-9								
	2000			Support Services								
	2300			Support Services-General Administration								
31700	2300	53712		County Tax Collection Costs	\$24,215.00	\$0.00	\$24,215.00	\$3,494.68	\$4,132.50	\$0.00	\$20,082.50	0.00
31700	2300			SUBTOTAL Support Services-General Administration	\$24,215.00	\$0.00	\$24,215.00	\$3,494.68	\$4,132.50	\$0.00	\$20,082.50	0.00
31700	2000			SUBTOTAL Support Services	\$24,215.00	\$0.00	\$24,215.00	\$3,494.68	\$4,132.50	\$0.00	\$20,082.50	0.00
	4000			Capital Outlay								
31700	4000	54315		Maintenance & Repair - Bldgs/Grnds/Equipment (SB-9)	\$3,350,655.00	\$0.00	\$3,350,655.00	\$388,198.76	\$737,686.75	\$1,277,093.87	\$1,335,874.38	0.00
31700	4000	54500		Construction Services	\$836,538.00	\$0.00	\$836,538.00	\$0.00	\$8,820.00	\$0.00	\$827,718.00	0.00
31700	4000	56118		General Supplies and Materials	\$964,638.00	\$88,715.00	\$1,053,353.00	\$207,385.61	\$348,351.08	\$377,878.72	\$327,123.20	0.00
31700	4000	57112		Land Improvements	\$357,472.00	\$0.00	\$357,472.00	\$0.00	\$17,098.67	\$11,249.66	\$329,123.67	0.00
31700	4000	57311		Vehicles General	\$76,092.00	\$0.00	\$76,092.00	\$0.00	\$68,598.00	\$0.00	\$7,494.00	0.00
31700	4000	57331		Fixed Assets (more than \$5,000)	\$1,044,891.00	\$0.00	\$1,044,891.00	\$69,172.58	\$114,877.58	\$272,820.25	\$657,193.17	0.00
31700	4000	57332		Supply Assets (\$5,000 or less)	\$1,647,807.00	\$0.00	\$1,647,807.00	\$356,415.85	\$609,268.31	\$89,024.50	\$949,514.19	0.00
31700	4000			SUBTOTAL Capital Outlay	\$8,278,093.00	\$88,715.00	\$8,366,808.00	\$1,021,172.80	\$1,904,700.39	\$2,028,067.00	\$4,434,040.61	0.00
31700				TOTAL Capital Improvements SB-9	\$8,302,308.00	\$88,715.00	\$8,391,023.00	\$1,024,667.48	\$1,908,832.89	\$2,028,067.00	\$4,454,123.11	0.00
31900				Ed. Technology Equipment Act								
	4000			Capital Outlay								
31900	4000	53414		Other Services	\$55,982.00	\$0.00	\$55,982.00	\$110,846.23	\$123,404.70	\$4,479.79	(\$71,902.49)	0.00
31900	4000	54315		Maintenance & Repair - Bldgs/Grnds/Equipment (SB-9)	\$640,752.00	(\$35,554.00)	\$605,198.00	\$55,058.96	\$197,639.75	\$15,649.49	\$391,908.76	0.00
31900	4000	54416		Communication Services	\$355,607.00	\$0.00	\$355,607.00	\$58,718.77	\$123,968.57	\$115,916.55	\$115,721.88	0.00
31900	4000	56113		Software	\$798,807.00	\$0.00	\$798,807.00	\$229,059.90	\$564,615.43	\$276,158.99	(\$41,967.42)	0.00
31900	4000	56118		General Supplies and Materials	\$124,668.00	\$0.00	\$124,668.00	\$18,702.47	\$58,673.41	\$28,635.58	\$37,359.01	0.00
31900	4000	57331		Fixed Assets (more than \$5,000)	\$223,899.00	\$0.00	\$223,899.00	\$0.00	\$0.00	\$0.00	\$223,899.00	0.00
31900	4000	57332		Supply Assets (\$5,000 or less)	\$82,219.00	\$0.00	\$82,219.00	\$165,327.70	\$220,166.52	\$30,505.68	(\$168,453.20)	0.00

State of New Mexico
Public School Operating Budget - Actuals Expenditure Rollup Report
Gadsden 2015-2016 - Second Quarter (Oct - Dec) - Expenditure
UnSubmitted

Fund	Func	Obj	Job	Description	Budget	Adjustments	Adjusted Budget	Current Period	YTD	Encumbrance	Budget Balance	FTE
31900	4000			<i>SUBTOTAL Capital Outlay</i>	\$2,281,934.00	(\$35,554.00)	\$2,246,380.00	\$637,714.03	\$1,288,468.38	\$471,346.08	\$486,565.54	0.00
31900				<i>TOTAL Ed. Technology Equipment Act</i>	\$2,281,934.00	(\$35,554.00)	\$2,246,380.00	\$637,714.03	\$1,288,468.38	\$471,346.08	\$486,565.54	0.00
41000				<i>Debt Services</i>								
	2000			<i>Support Services</i>								
	2300			<i>Support Services-General Administration</i>								
41000	2300	53712		County Tax Collection Costs	\$111,079.00	\$10,000.00	\$121,079.00	\$17,520.05	\$21,408.45	\$0.00	\$99,670.55	0.00
41000	2300			<i>SUBTOTAL Support Services-General Administration</i>	\$111,079.00	\$10,000.00	\$121,079.00	\$17,520.05	\$21,408.45	\$0.00	\$99,670.55	0.00
41000	2000			<i>SUBTOTAL Support Services</i>	\$111,079.00	\$10,000.00	\$121,079.00	\$17,520.05	\$21,408.45	\$0.00	\$99,670.55	0.00
	5000			<i>Debt Service</i>								
41000	5000	53414		Other Services	\$0.00	\$0.00	\$0.00	\$40,799.75	\$40,799.75	\$0.00	(\$40,799.75)	0.00
41000	5000	58214		Debt Service Reserve	\$10,209,750.00	\$5,270.00	\$10,215,020.00	\$0.00	\$0.00	\$0.00	\$10,215,020.00	0.00
41000	5000	58311		Bond Principal Payment	\$9,705,000.00	\$0.00	\$9,705,000.00	\$0.00	\$8,605,000.00	\$0.00	\$1,100,000.00	0.00
41000	5000	58322		Bond Interest Payment	\$1,402,938.00	\$0.00	\$1,402,938.00	\$91,623.30	\$670,347.25	\$0.00	\$732,590.75	0.00
41000	5000			<i>SUBTOTAL Debt Service</i>	\$21,317,688.00	\$5,270.00	\$21,322,958.00	\$132,423.05	\$9,316,147.00	\$0.00	\$12,006,811.00	0.00
41000				<i>TOTAL Debt Services</i>	\$21,428,767.00	\$15,270.00	\$21,444,037.00	\$149,943.10	\$9,337,555.45	\$0.00	\$12,106,481.55	0.00
43000				<i>Total Ed. Tech. Debt Services Sub-Fund</i>								
	2000			<i>Support Services</i>								
	2300			<i>Support Services-General Administration</i>								
43000	2300	53712		County Tax Collection Costs	\$20,280.00	\$5,000.00	\$25,280.00	\$7,777.89	\$8,481.65	\$0.00	\$16,798.35	0.00
43000	2300			<i>SUBTOTAL Support Services-General Administration</i>	\$20,280.00	\$5,000.00	\$25,280.00	\$7,777.89	\$8,481.65	\$0.00	\$16,798.35	0.00
43000	2000			<i>SUBTOTAL Support Services</i>	\$20,280.00	\$5,000.00	\$25,280.00	\$7,777.89	\$8,481.65	\$0.00	\$16,798.35	0.00
	5000			<i>Debt Service</i>								
43000	5000	58214		Debt Service Reserve	\$1,803,138.00	\$293,501.00	\$2,096,639.00	\$0.00	\$0.00	\$0.00	\$2,096,639.00	0.00
43000	5000	58311		Bond Principal Payment	\$2,000,000.00	\$0.00	\$2,000,000.00	\$0.00	\$2,000,000.00	\$0.00	\$0.00	0.00
43000	5000	58322		Bond Interest Payment	\$28,000.00	\$0.00	\$28,000.00	\$0.00	\$8,000.00	\$0.00	\$20,000.00	0.00
43000	5000			<i>SUBTOTAL Debt Service</i>	\$3,831,138.00	\$293,501.00	\$4,124,639.00	\$0.00	\$2,008,000.00	\$0.00	\$2,116,639.00	0.00
43000				<i>TOTAL Total Ed. Tech. Debt Services Sub-Fund</i>	\$3,851,418.00	\$298,501.00	\$4,149,919.00	\$7,777.89	\$2,016,481.65	\$0.00	\$2,133,437.35	0.00
ALL				<i>TOTAL BUDGET</i>	\$220,897,053.00	\$16,312,461.00	\$237,209,514.00	\$35,552,979.02	\$77,003,386.49	\$83,824,964.71	\$76,381,162.80	2,319.72