



**GADSDEN INDEPENDENT
SCHOOL DISTRICT**

Monthly Budget Report

for the

Month Ended October 31, 2016



Board of Education Meeting

December 8, 2016

Table of Contents

- ITEM I: Executive Summary
- ITEM II: Cash Report – October 31, 2016
- ITEM III: Summary of Investments As of
October 31, 2016
- ITEM IV: Graphs
- Revenues By Fund
 - Expenditures By Fund
 - Operational Fund Expenditures
and Encumbrances
 - Cash Balance/Temporary Loan
Balance Trend
 - Outstanding Reimbursements
- ITEM V: Revenue Report – All Funds
October 1, 2016 – October 31, 2016
- ITEM VI: Budget and Exp Report – Fund Totals
October 1, 2016 – October 31, 2016

**Executive Summary
October 31, 2016
Monthly Budget Report**

1. Operational Fund Revenues as of October 31, 2016 - \$34,335,742 which represents 33.83% of budgeted Revenues.

October 31, 2016		
Fiscal Year	Received to Date	Percent of Budget
15-16	33,718,238	33.32%
16-17	34,335,742	33.83%

2. Operational Fund Expenditures as of October 31, 2016 - \$ 28,971,441 which represents 24.41% of budgeted Expenditures.

October 31, 2016		
Fiscal Year	Expended to Date	Percent of Budget
15-16	28,324,431	24.41%
16-17	28,971,441	24.41%

3. The October 31, 2016 Operational Fund Cash Balance before loans was \$32,460,859. The cash balance after temporary loans of \$957,552 to the grant funds was \$31,503,307. Grant funds that reported a negative cash balance as of October 31, 2016 totaled \$957,552 which represents a decrease of \$1,233,997 from the September 30, 2016 negative balances.
4. As of October 31, 2016, the PED and other grant funding agencies owed the District approximately \$1,350,180 for current year grant fund expenditures, \$1,845,687 for Student Nutrition and \$718,503 for capital project expenditures. These amounts are not reflected in the temporary loans noted in Item 3 above. The negative cash balances noted in Item 3 are a result of the outstanding amounts owed to the District.
5. Total Revenues for all funds as of October 31, 2016 - \$60,184,510. Of the total revenues received, the Operational Fund accounted for 57.05%, the Grant Funds 14.01%, Building Funds 20.24%, Debt Service Funds 1.20%, Student Nutrition 2.70% and all the other funds 4.80%.
6. Total Expenditures for all funds as of October 31, 2016 - \$58,283,237. Of the total expenditures incurred, the Operational Fund accounted for 49.71%, the Grant Funds 7.77%, Building Funds 12.73%, Debt Service 22.46%, Student Nutrition 4.07% and all other funds 3.26%.
7. Direct Instruction expenditures plus encumbrances for the Operational Fund as of October 31, 2016 were \$62,881,123 or 63.81% of the total Operational Fund expenditures.
8. As of October 31, 2016 the District had investments in Certificates of Deposit (CD's) totaling \$1,520,427. The CD's are currently earning interest at rates of 0.25% to 0.28% with a 30 or 90 day term.
9. Pledged collateral – All bank accounts in compliance at October 31, 2016. See separate report attached Item III Summary of Investments.

For the month of October 31, 2016, three schools were randomly selected for review. The review focused on deposit activity and purchasing transactions. For each of the schools selected, deposit activity for the month was reviewed for timeliness of deposit. Purchase orders for the same three schools were reviewed for "after-the-fact POs". Procurement card purchases were reviewed for compliance with District procedures.

Summary of results below:

	Bank Deposits in excess of 24 hours		After the Fact POs		Findings on Procurement Card purchases	
	Number	Percentage	Number	Percentage	Number	Percentage
Elementary School	0	0%	0	0%	0	0%
High School	0	0%	0	0%	0	0%
High School	0	0%	0	0%	0	0%

n/a = no activity for the month

Selected items from September 30, 2016 Report:

1. Operational Fund Revenues as of September 30, 2016 - \$25,330,413 which represents 24.96% of budgeted Revenues.
2. Operational Fund Expenditures as of September 30, 2016 - \$ 20,780,913 which represents 17.51% of budgeted Expenditures.
3. Total Revenues for all funds as of September 30, 2016- \$35,802,156. Of the total revenues received, the Operational Fund accounted for 70.75%, the Grant Funds 17.96%, Building Funds 2.41%, Debt Service Funds 1.22%, Student Nutrition 1.15% and all the other funds 6.51%.
4. Total Expenditures for all funds as of September 30, 2016 - \$43,792,914. Of the total expenditures incurred, the Operational Fund accounted for 47.45%, the Grant Funds 7.85%, Building Funds 12.82%, Debt Service 25.21%, Student Nutrition 3.77% and all other funds 2.90%.
5. Direct Instruction expenditures plus encumbrances for the Operational Fund as of September 30, 2016 were \$62,309,840 or 63.89% of the total Operational Fund expenditures.

School District: GADSDEN INDEPENDENT SCHOOL DISTRICT
 Charter Name:
 Month/Quarter 10/31/2016

**PED Cash Report
 for 2016-2017 Fiscal Year**

County: Dona Ana
 PED No.: 019

Previous Year Report ending date	06/30/2016 10/31/2016	OPERATIONAL FUND 11000	TEACHERAGE FUND 12000	TRANSPORTATION FUND 13000	INST. MATERIALS FUND 14000	FOOD SERVICES FUND 21000	ATHLETICS FUND 22000	NON-INSTRUCT. FUND 23000
Refer to "Instructions for PED Cash Report" for details on how to properly complete this form.								
Total Cash Balance 06/30/2016	+OR-	27,096,558.29	0.00	337.88	809,690.30	13,138,182.89	597,608.34	552,179.30
Current Year Rev. to Date (Per Receipts Report-excluding Refunds & including any Deposits in Transit)	+	34,335,741.50	0.00	1,837,408.00	741,036.83	1,624,354.92	83,756.39	223,184.29
Prior Year Warrants Voided	+	0.00	0.00	0.00	0.00	0.00	0.00	0.00
Total Resources to Date for Current Year 10/31/2016	=	61,432,299.79	0.00	1,837,745.88	1,550,727.13	14,762,537.81	681,364.73	775,363.59
Current Year Expenditures to Date Enter as a Minus (Per Expenditure Report)	-	(28,971,440.67)	0.00	(1,596,654.34)	(167,590.94)	(2,374,696.77)	(1,534.93)	(128,471.85)
Permanent Cash Transfers/Reversions * Provide Full Explanation on Last Page	+OR-	0.00	0.00	0.00	0.00	0.00	0.00	0.00
Total Cash	=	32,460,859.12	0.00	241,091.54	1,383,136.19	12,387,841.04	679,829.80	646,891.74
Other Reconciling Items								
Payroll Liabilities	+	2,703,038.82	0.00	2,580.90	0.00	100,792.86	0.00	0.00
**Adjustments - Provide Full Explanation on Last Page	+OR-	(927,683.90)	0.00	0.00	0.00	0.00	0.00	0.00
TOTAL RECONCILED CASH BALANCE 10/31/2016	=	34,236,214.04	0.00	243,672.44	1,383,136.19	12,488,633.90	679,829.80	646,891.74
Total Outstanding Loans *** Provide Full Explanation on Last Page	+OR-	(957,551.75)	0.00	0.00	0.00	0.00	0.00	0.00
Total Ending Cash 10/31/2016	+OR-	33,278,662.29 (0.00)	0.00	243,672.44	1,383,136.19	12,488,633.90	679,829.80	646,891.74

School District: GADSDEN INDEPENDENT SCHOOL DISTRICT
 Charter Name:
 Month/Quarter 10/31/2016

**PED Cash Report
 for 2016-2017 Fiscal Year**

County: Dona Ana
 PED No.: 019

		FEDERAL FLOWTHROUGH FUND 24000	FEDERAL DIRECT FUND 25000	LOCAL GRANTS FUND 26000	STATE FLOWTHROUGH FUND 27000	STATE DIRECT FUND 28000	LOCAL OR STATE FUND 29000	BOND BUILDING FUND 31100
Total Cash Balance 06/30/2016	=	(4,153,337.59)	1,060,433.73	1,476,395.46	(789,439.64)	(109,609.79)	395,197.65	21,227,056.22
Current Year Rev. to Date (Per Receipts Report-excluding Refunds & including anv Deposits in Transit)	+	5,882,525.62	264,943.21	200,273.60	1,934,300.82	151,709.41	0.00	9,504,806.52
Prior Year Warrants Voided	+	0.00	0.00	0.00	0.00	0.00	0.00	0.00
Total Resources to Date for Current Year 10/31/2016	=	1,729,188.03	1,325,376.94	1,676,669.06	1,144,861.18	42,099.62	395,197.65	30,731,862.74
Current Year Expenditures to Date Enter as a Minus (Per Expenditure Report)	-	(2,867,052.33)	(230,123.25)	(124,255.19)	(1,207,525.93)	(88,912.25)	(13,650.00)	(5,199,722.54)
Permanent Cash Transfers/Reversions * Provide Full Explanation on Last Page	+OR-	0.00	0.00	0.00	0.00	0.00	0.00	0.00
Total Cash	=	(1,137,864.30)	1,095,253.69	1,552,413.87	(62,664.75)	(46,812.63)	381,547.65	25,532,140.20
Other Reconciling Items								
Payroll Liabilities	+	242,113.20	23,646.30	1,267.48	40,356.59	7,320.14	0.00	0.00
**Adjustments - Provide Full Explanation on Last Page	-	0.00	0.00	0.00	0.00	0.00	0.00	0.00
TOTAL RECONCILED CASH BALANCE 10/31/2016	=	(895,751.10)	1,118,899.99	1,553,681.35	(22,308.16)	(39,492.49)	381,547.65	25,532,140.20
Total Outstanding Loans *** Provide Full Explanation on Last Page	+OR-	895,751.10	0.00	0.00	22,308.16	39,492.49	0.00	0.00
Total Ending Cash 10/31/2016	+OR-	0.00	1,118,899.99	1,553,681.35	(0.00)	0.00	381,547.65	25,532,140.20

School District: GADSDEN INDEPENDENT SCHOOL DISTRICT
 Charter Name:
 Month/Quarter 10/31/2016

**PED Cash Report
 for 2016-2017 Fiscal Year**

County: Dona Ana
 PED No.: 019

		ENERGY EFFICIENCY 31800	ED. TECH EQUIP ACT 31900	PSCOC 20% FUND 32100	DEBT SERVICE FUND 41000	DEFERRED SICK LEAVE FUND 42000	ED TECH DEBT SERVICE FUND 43000	GRAND TOTAL ALL FUNDS
Total Cash Balance 06/30/2016	=	0.00	98,144.15	0.00	8,695,634.58	0.00	4,112,965.16	77,937,762.82
Current Year Rev. to Date (Per Receipts Report-excluding Refunds & including any Deposits in Transit)	+	0.00	2,000,000.00	0.00	591,283.99	0.00	131,280.96	60,184,509.79
Prior Year Warrants Voided	+	0.00	0.00	0.00	0.00	0.00	0.00	0.00
Total Resources to Date for Current Year 10/31/2016	=	0.00	2,098,144.15	0.00	9,286,918.57	0.00	4,244,246.12	138,122,272.61
Current Year Expenditures to Date Enter as a Minus (Per Expenditure Report)	-	0.00	(1,126,750.29)	0.00	(9,085,655.35)	0.00	(4,007,345.02)	(58,283,236.74)
Permanent Cash Transfers/Reversions * Provide Full Explanation on Last Page	+OR-	0.00	0.00	0.00	0.00	0.00	0.00	0.00
Total Cash	=	0.00	971,393.86	0.00	201,263.22	0.00	236,901.10	79,839,035.87
Other Reconciling Items								
Payroll Liabilities	+	0.00	0.00	0.00	0.00	0.00	0.00	3,121,116.29
**Adjustments - Provide Full Explanation on Last Page	-	0.00	0.00	0.00	(0.09)	0.00	0.00	(927,782.42)
TOTAL RECONCILED CASH BALANCE 10/31/2016	=	0.00	971,393.86	0.00	201,263.13	0.00	236,901.10	82,032,369.74
Total Outstanding Loans *** Provide Full Explanation on Last Page	+OR-	0.00	0.00	0.00	0.00	0.00	0.00	(0.00)
Total Ending Cash 10/31/2016	+OR-	0.00	971,393.86	0.00	201,263.13	0.00	236,901.10	82,032,369.74

0.00

School District: GADSDEN INDEPENDENT SCHOOL DISTRICT
 Charter Name:
 Month/Quarter 10/31/2016

**PED Cash Report
 for 2016-2017 Fiscal Year**

COUNTY: Dona Ana
 PED No.: 019

B		C		D	E	F	G	H	I	J
				+	+	+OR-	+OR-	+		+OR-
From Bank Statements				Adjustments to Bank Statements			Adjusted Bank Balance	Description	Adjustment Amount	
Account Name/Type	Bank	Statement Balance	Overnight Investments	Net Outstanding Items (Checks)	Deposits	Outstanding Interbank transfers				
									From line 12 Grand Total All	82,032,369.74
Gadsden ISD Accounts Payable (A/P Clearing)	Wells Fargo	0.00	0.00	(92,991.22)	94,098.47	1,107.25		*Agency Funds Cash	869,622.13	
Gadsden ISD Payroll (Payroll Clearing)	Wells Fargo	0.00	0.00	(116,406.37)	117,679.79	1,273.42		*Change Fund	(6,385.00)	
Gadsden ISD (Operational/Federal Funds)	Wells Fargo	9,750,060.00	27,435,374.06	(29,753.73)	(211,778.26)	36,943,902.07				
Gadsden ISD School Lunch Program (Food Services Fund)	Wells Fargo	0.00	12,456,928.58	31,844.97	0.00	12,488,773.55				
Gadsden ISD Principal Funds (Activity/Agency Funds)	Wells Fargo	1,192,996.23	0.00	32,799.28	0.00	1,225,795.51				
Gadsden ISD Athletic Fund Account (Athletics Fund)	Wells Fargo	446,757.47	0.00	162.00	0.00	446,919.47				
Gadsden ISD Building (Building Funds)	Wells Fargo	0.00	22,291,078.00	118.48	0.00	22,291,196.48				
Gadsden ISD Debt Service (Debt Service Funds)	Bank of the West	438,164.23	0.00	0.00	0.00	438,164.23				
Gadsden ISD Principal Funds (Activity/Agency Funds)	First American Bank	10,000.00	0.00	0.00	0.00	10,000.00				
Gadsden ISD Building (Building Funds)	First American Bank	200,000.00	2,308,169.12	0.00	0.00	2,508,169.12				
Student Lunch Program CD	Wells Fargo	0.00	0.00	0.00	0.00	0.00				
Operational Fund CD	Wells Fargo	1,013,037.06	0.00	0.00	0.00	1,013,037.06				
Athletics Fund CD	Wells Fargo	226,910.33	0.00	0.00	0.00	226,910.33				
Activity Funds CD	Wells Fargo	280,473.82	0.00	0.00	0.00	280,473.82				
Building Bond Fund (US Treasury Bills)	Wells Fargo Securities, LLC	0.00	0.00	0.00	0.00	0.00				
Building Fund Government Money Market	Wells Fargo Trust Services	0.00	0.00	0.00	0.00	0.00				
Building Fund - Savings Account	Wells Fargo	5,019,884.56	0.00	0.00	0.00	5,019,884.56				
Totals		18,578,283.70	64,491,549.76	(174,226.59)	0.00	82,895,606.87			0.00	
									82,895,606.87	

Please provide Page 1 of each of your Bank Statement(s).

Total Cash Balance 83,069,833.46

NOTE: Total Column H must equal total Column J

Please identify all cash transfers and reversions per school district general ledger. Enter the name or fund number on the FROM FUND and TO FUND columns. Please list each transaction separately.

* PERMANENT CASH TRANSFERS/REVERSIONS (LINE 6)

FROM FUND	AMOUNT FROM	TO FUND	Explicit Explanation
	-		
	-		
	-		
	-		
	-		
Sub-Total	<u>-</u>		

Please identify all reconciling adjustments per school district general ledger. Enter the name or fund number on the FROM FUND and TO FUND columns. Please list each transaction separately.

** OTHER RECONCILING ITEMS (LINE 8 & 9)

FROM FUND	AMOUNT FROM	TO FUND	Explicit Explanation
11000	2,703,038.82	Outside Agencies	Payroll liabilities due to outside agencies
13000	2,580.90	Outside Agencies	Payroll liabilities due to outside agencies
21000	100,792.86	Outside Agencies	Payroll liabilities due to outside agencies
23000	-	Outside Agencies	Payroll liabilities due to outside agencies
24000	242,113.20	Outside Agencies	Payroll liabilities due to outside agencies
25000	23,646.30	Outside Agencies	Payroll liabilities due to outside agencies
26000	1,267.48	Outside Agencies	Payroll liabilities due to outside agencies
27000	40,356.59	Outside Agencies	Payroll liabilities due to outside agencies
28000	7,320.14	Outside Agencies	Payroll liabilities due to outside agencies
Sub-Total (per line 8)	<u>3,121,116.29</u>		
11000	(22,516.61)	Outside Vendors	Accounts Payable
Various Funds	951,770.68	11000	Unreimbursed Workers Compensation Premium
11000	(1,570.17)	Wageworks	Accounts Payable
Sub-Total (per line 9)	<u>927,683.90</u>		

*** TOTAL OUTSTANDING LOANS (LINE 11)

Please identify all outstanding loans per school district general ledger. Enter the name or fund number on the FROM FUND and TO FUND columns. Please list each transaction separately.

FROM FUND	AMOUNT FROM	TO FUND	Explicit Explanation	
11000	(957,551.75)	24000	(957,551.75)	0.00
11000	0.00	25000		
11000	0.00	26000		
11000	0.00	27000		
11000	0.00	28000		
11000	0.00	29000		
11000	0.00	12000		
11000	0.00	13000		
11000	0.00	14000		
11000	0.00	21000		
11000	0.00	22000		
11000	0.00	31100		
11000	0.00	31900		
24000	895,751.10	11000	895,751.10	-
25000	0.00	11000	-	-
26000	0.00	11000	-	-
27000	22,308.16	11000	22,308.16	-
28000	39,492.49	11000	39,492.49	-
29000	0.00	11000	-	-
12000	0.00	11000	-	-
13000	0.00	11000	-	-
14000	0.00	11000	-	-
21000	0.00	11000	-	-
22000	0.00	11000	-	-
23000	0.00	29000	-	-
31100	0.00	11000	-	-
31400	0.00	11000	-	-
31500	0.00	11000	-	-
31600	0.00	11000	-	-
31700	107,793.58	31701	107,793.58	-
31701	(107,793.58)	31700	(107,793.58)	-
31900	0.00	11000	-	-
	<u>(0.00)</u>		<u>(0.00)</u>	<u>0.00</u>

I, hereby, certify that the information contained in this cash report reconciles to the General Ledger.

Signature of Licenced Business Manager

Date

**Summary of Investments
As of October 31, 2016**

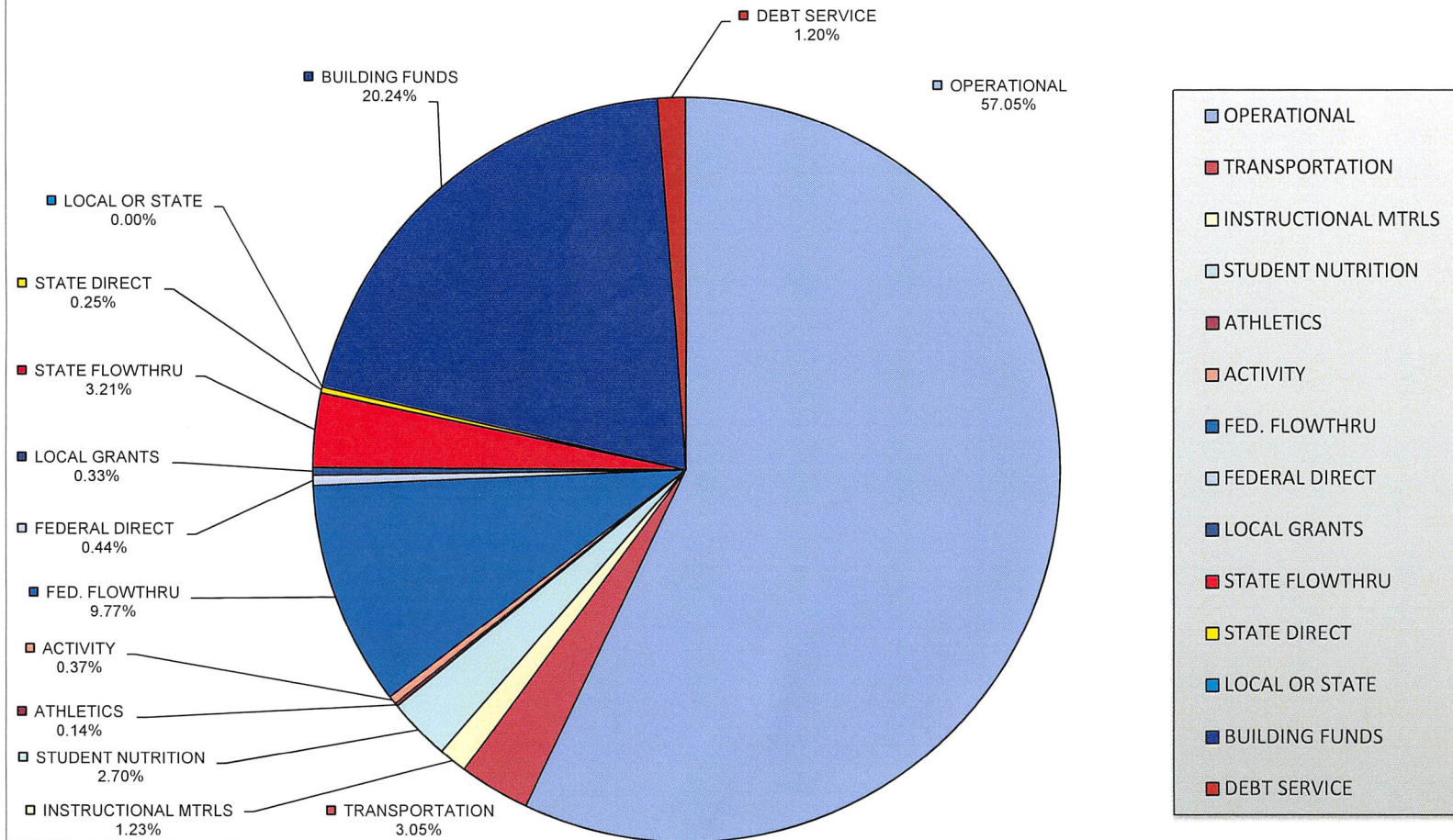
Uninsured / Uncollateralized Funds:

	Wells Fargo Bank			Bank of the West	First American Bank		Total
	Deposit & Savings Accounts and CDs	Repo Accounts	Wells Fargo Trust Services	Deposit Account	Deposit Account	Repo Account	
Deposits, CDs and Treasury Bills	17,930,119.47	62,183,380.64	-	438,164.23	210,000.00	2,308,169.12	83,069,833.46
Less FDIC insurance	500,000.00	-	-	250,000.00	250,000.00	-	
Less investments in US Obligations	-	-	-	-	-	-	
Uninsured public funds	17,430,119.47	62,183,380.64	-	188,164.23	-	2,308,169.12	
50%/102% collateral requirement	8,715,059.74	63,427,048.25	-	94,082.12	-	2,354,332.50	
Pledged Security - Market Value	9,577,859.94	63,427,049.33	-	6,251,696.00	-	2,692,499.71	
Over (under) - Collateralized	862,800.21	1.08	-	6,157,613.89	-	338,167.21	
Uninsured / Uncollateralized Funds	7,852,259.53			(6,063,531.77)			1,788,727.76

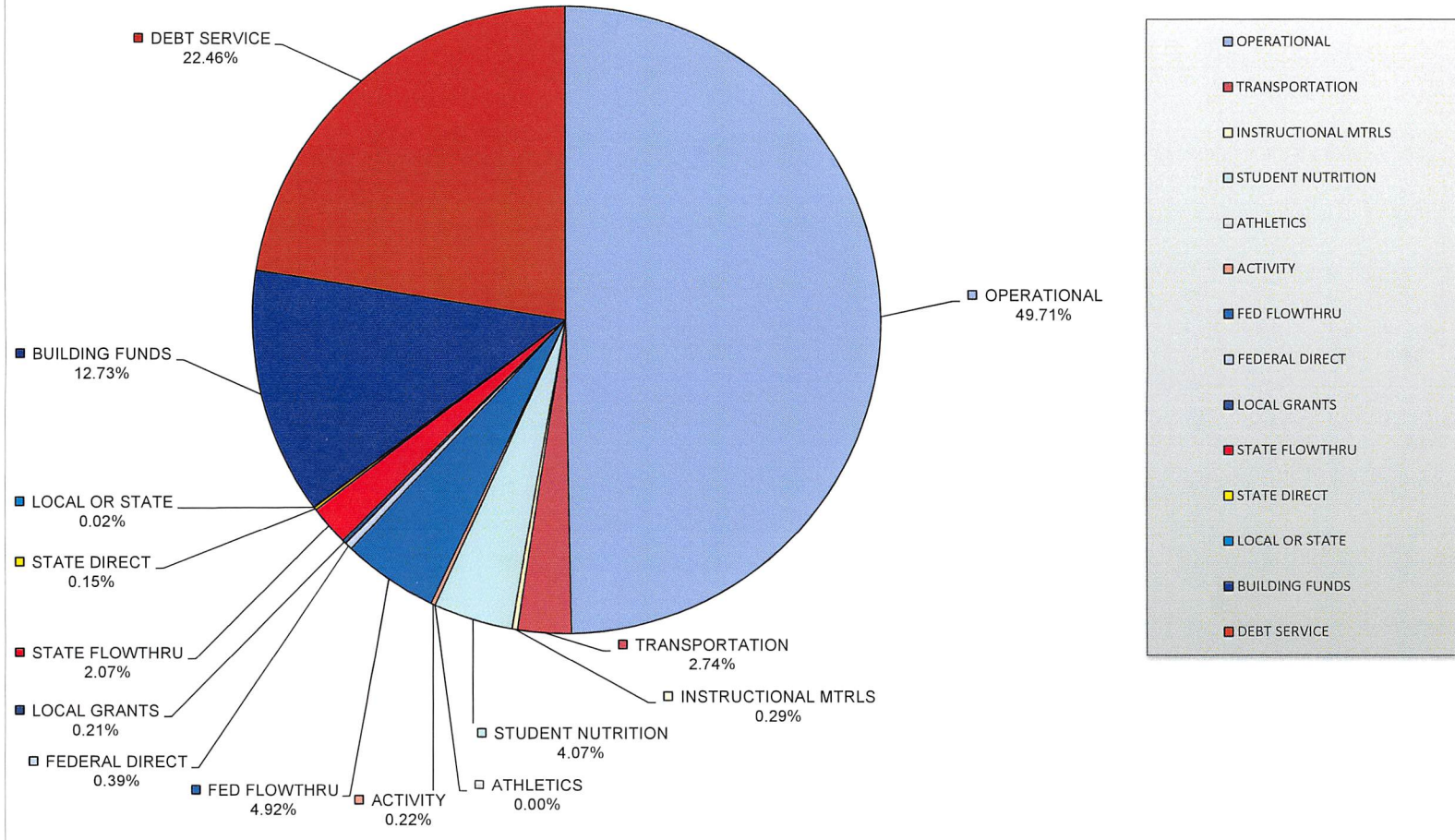
Investments in CDs:

Certificates of Deposit			
Account Name	Interest Rate	Maturity Date	Bank Balance
Operational - 7658	28.00%	12/17/2016	\$ 1,013,037.06
Activity - 1138	28.00%	12/24/2016	\$ 280,473.82
Athletics - 3928	28.00%	12/21/2016	\$ 100,449.77
Athletics - 7690	25.00%	1/3/2017	\$ 101,283.83
Athletics - 9305	25.00%	1/4/2017	\$ 25,176.73
			\$ 1,520,421.21

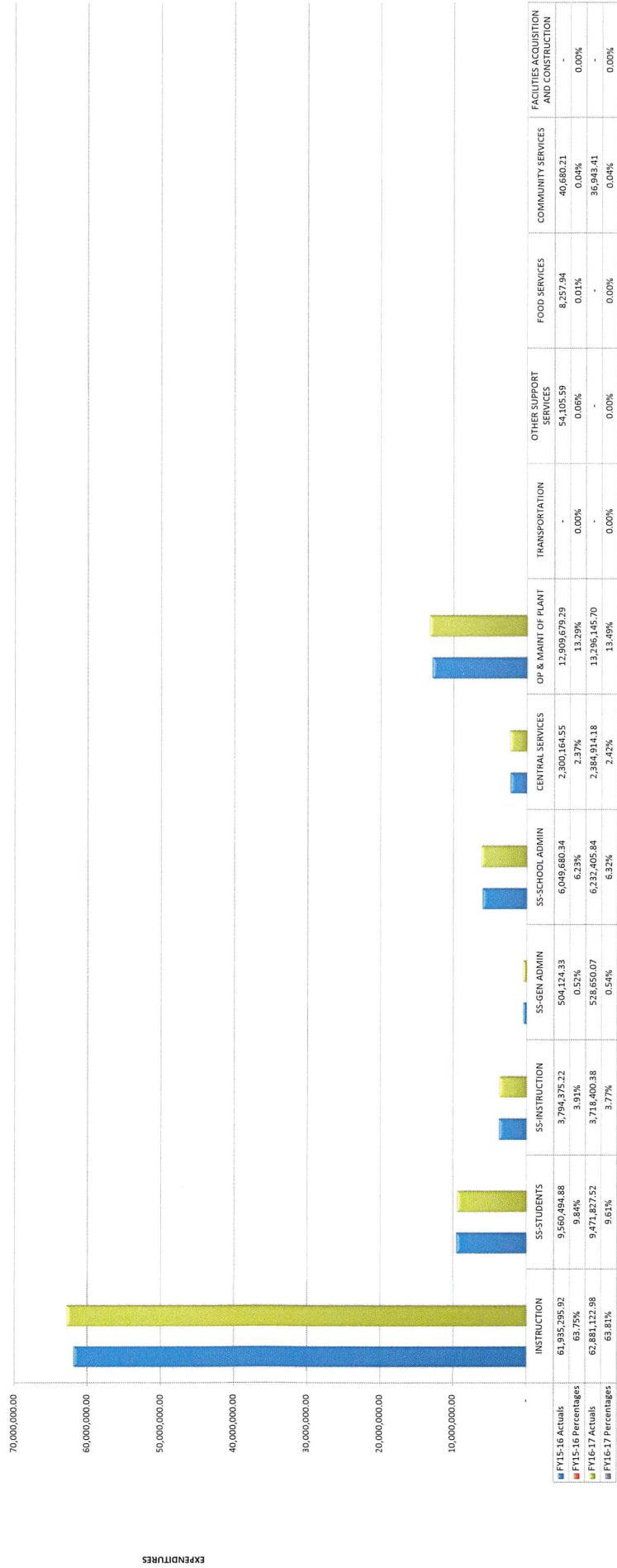
GISD 2016-17 REVENUES BY FUND OCTOBER 2016



GISD 2016-17 EXPENDITURES BY FUND OCTOBER 2016

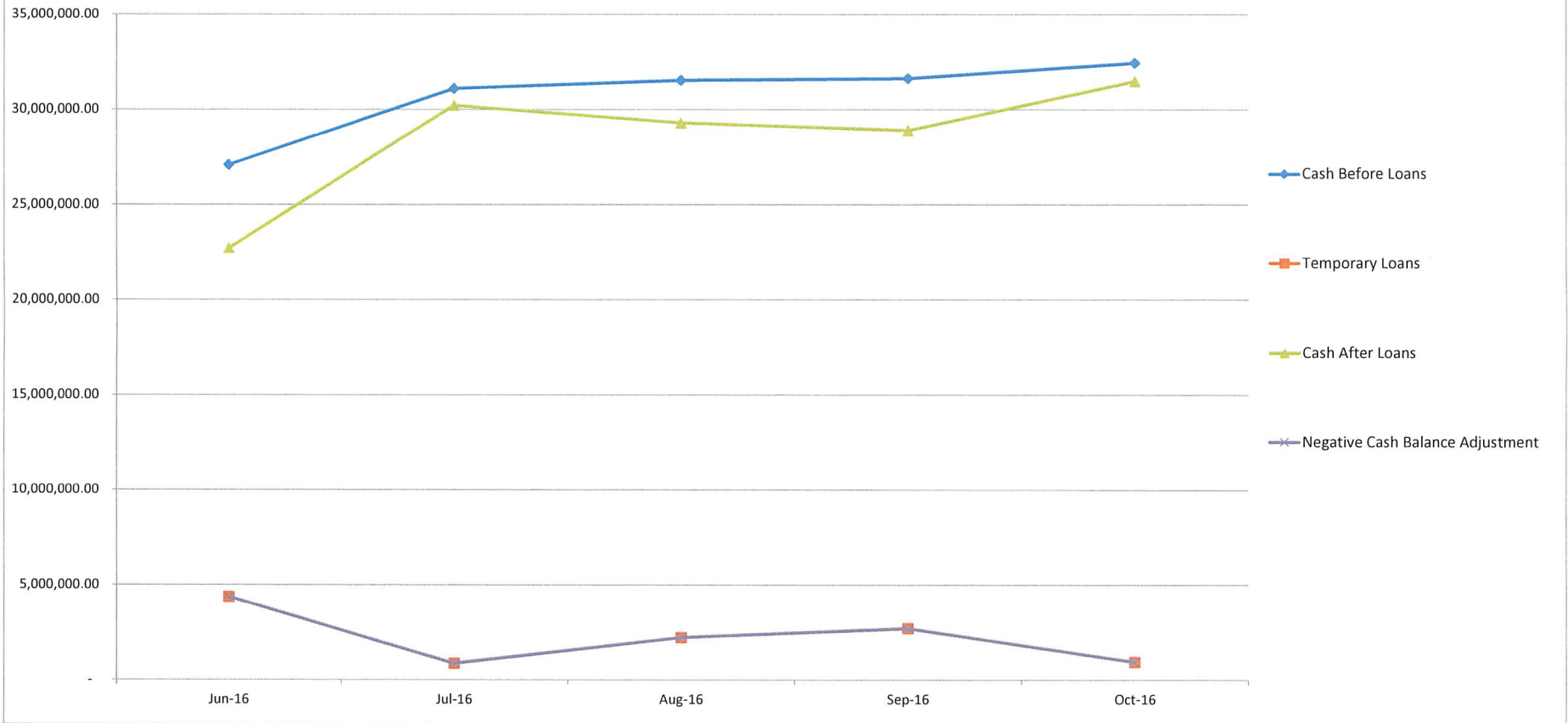


**OPERATIONAL FUND EXPENDITURES AND ENCUMBRANCES FOR OCTOBER 2016
COMPARED TO OCTOBER 2015**



EXPENDITURES

**GISD 2016-17 Cash Balance / Temporary Loan Balance Trend
JUNE 2016 - OCTOBER 2016**



Gadsden Independent Schools

Revenue Report - All Funds

From Date: 10/1/2016

To Date: 10/31/2016

Fiscal Year: 2016-2017

Include pre encumbrance

Print accounts with zero balance

Filter Encumbrance Detail by Date Range

Exclude inactive accounts with zero balance

Account Number	Description	Budget	Adjustments	GL Budget	Current	YTD	Balance	Encumbrance	Budget Bal	% Rem
11000.0000.41110.0000.000000.0000.00.0000	AD VALOREM TAXES - SCHOOL DISTRICT	(\$368,616.00)	\$0.00	(\$368,616.00)	(\$1,196.77)	(\$12,857.39)	(\$355,758.61)	\$0.00	(\$355,758.61)	96.51%
11000.0000.41500.0000.000000.0000.00.0000	INVESTMENT INCOME	(\$4,000.00)	\$0.00	(\$4,000.00)	(\$481.32)	(\$1,794.76)	(\$2,205.24)	\$0.00	(\$2,205.24)	55.13%
11000.0000.41701.0000.000000.0000.00.0000	FEES - ACTIVITIES	\$0.00	\$0.00	\$0.00	(\$1,912.18)	(\$11,630.66)	\$11,630.66	\$0.00	\$11,630.66	0.00%
11000.0000.41702.0000.000000.0000.00.0000	FEES - EDUCATIONAL	\$0.00	\$0.00	\$0.00	\$0.00	\$0.00	\$0.00	\$0.00	\$0.00	0.00%
11000.0000.41705.0000.000000.0000.00.0000	FEES - USERS	\$0.00	\$0.00	\$0.00	(\$18.00)	(\$86.00)	\$86.00	\$0.00	\$86.00	0.00%
11000.0000.41706.0000.000000.0000.00.0000	FEES - SUMMER SCHOOL	\$0.00	\$0.00	\$0.00	\$0.00	(\$1,716.47)	\$1,716.47	\$0.00	\$1,716.47	0.00%
11000.0000.41910.0000.000000.0000.00.0000	RENTALS	(\$25,000.00)	\$0.00	(\$25,000.00)	(\$2,809.66)	(\$15,860.43)	(\$9,139.57)	\$0.00	(\$9,139.57)	36.56%
11000.0000.41920.0000.000000.0000.00.0000	CONTRIBUTIONS AND DONATIONS FROM PRIVATE	\$0.00	\$0.00	\$0.00	\$0.00	\$0.00	\$0.00	\$0.00	\$0.00	0.00%
11000.0000.41923.0000.000000.0000.00.0000	ADMINISTRATION - CATEGORICAL	\$0.00	\$0.00	\$0.00	\$0.00	\$0.00	\$0.00	\$0.00	\$0.00	0.00%
11000.0000.41953.0000.000000.0000.00.0000	INSURANCE RECOVERIES	\$0.00	\$0.00	\$0.00	\$0.00	\$0.00	\$0.00	\$0.00	\$0.00	0.00%
11000.0000.41980.0000.000000.0000.00.0000	REFUND OF PRIOR YEAR'S EXPENDITURES	\$0.00	\$0.00	\$0.00	(\$3,117.77)	(\$11,272.69)	\$11,272.69	\$0.00	\$11,272.69	0.00%
11000.0000.43101.0000.000000.0000.00.0000	STATE EQUALIZATION GUARANTEE	(\$100,858,612.00)	\$0.00	(\$100,858,612.00)	(\$8,404,884.00)	(\$33,619,536.00)	(\$67,239,076.00)	\$0.00	(\$67,239,076.00)	66.87%
11000.0000.43104.0000.000000.0000.00.0000	EMERGENCY - SUPPLEMENTAL	\$0.00	\$0.00	\$0.00	\$0.00	\$0.00	\$0.00	\$0.00	\$0.00	0.00%
11000.0000.43120.0000.000000.0000.00.0000	CHARTER SCHOOL ADMIN REVENUE	\$0.00	\$0.00	\$0.00	\$0.00	\$0.00	\$0.00	\$0.00	\$0.00	0.00%
11000.0000.43202.0000.000000.0000.00.0000	RESTRICTED GRANTS - STATE SOURCES	\$0.00	\$0.00	\$0.00	\$0.00	\$0.00	\$0.00	\$0.00	\$0.00	0.00%
11000.0000.43212.0000.000000.0000.00.0000	STATE FLOWTHROUGH - INDIRECT COSTS	(\$9,000.00)	\$0.00	(\$9,000.00)	(\$1,083.91)	(\$3,919.87)	(\$5,080.13)	\$0.00	(\$5,080.13)	56.45%
11000.0000.43213.0000.000000.0000.00.0000	OTHER GRANTS - INDIRECT COSTS	(\$7,000.00)	\$0.00	(\$7,000.00)	(\$634.13)	(\$3,621.75)	(\$3,378.25)	\$0.00	(\$3,378.25)	48.26%
11000.0000.43216.0000.000000.0000.00.0000	FEES - GOVERNMENTAL AGENCIES	(\$80,000.00)	\$0.00	(\$80,000.00)	(\$31,184.13)	(\$62,008.87)	(\$17,991.13)	\$0.00	(\$17,991.13)	22.49%
11000.0000.44107.0000.000000.0000.00.0000	FEDERAL DIRECT - INDIRECT COSTS	(\$10,000.00)	\$0.00	(\$10,000.00)	(\$1,128.80)	(\$3,913.43)	(\$6,086.57)	\$0.00	(\$6,086.57)	60.87%
11000.0000.44205.0000.000000.0000.00.0000	FEDERAL FLOWTHROUGH - INDIRECT COSTS	(\$124,000.00)	\$0.00	(\$124,000.00)	(\$14,169.92)	(\$44,707.71)	(\$79,292.29)	\$0.00	(\$79,292.29)	63.95%
11000.0000.45304.0000.000000.0000.00.0000	SALE OF PERSONAL PROPERTY/EQUIPMENT	\$0.00	\$0.00	\$0.00	(\$5,621.50)	(\$5,729.00)	\$5,729.00	\$0.00	\$5,729.00	0.00%
11000.0000.46100.0000.000000.0000.00.0000	ACCESS BOARD (E-RATE)	\$0.00	\$0.00	\$0.00	(\$537,086.47)	(\$537,086.47)	\$537,086.47	\$0.00	\$537,086.47	0.00%
	Function: REVENUE/BALANCE SHEET - 0000	(\$101,486,228.00)	\$0.00	(\$101,486,228.00)	(\$9,005,328.56)	(\$34,335,741.50)	(\$67,150,486.50)	\$0.00	(\$67,150,486.50)	66.17%
	Fund: OPERATIONAL - 11000	(\$101,486,228.00)	\$0.00	(\$101,486,228.00)	(\$9,005,328.56)	(\$34,335,741.50)	(\$67,150,486.50)	\$0.00	(\$67,150,486.50)	66.17%
13000.0000.41500.0000.000000.0000.00.0000	INVESTMENT INCOME	\$0.00	\$0.00	\$0.00	\$0.00	\$0.00	\$0.00	\$0.00	\$0.00	0.00%
13000.0000.43104.0000.000000.0000.00.0000	EMERGENCY - SUPPLEMENTAL	\$0.00	\$0.00	\$0.00	\$0.00	\$0.00	\$0.00	\$0.00	\$0.00	0.00%
13000.0000.43206.0000.000000.0000.00.0000	TRANSPORTATION DISTRIBUTION	(\$5,052,871.00)	\$0.00	(\$5,052,871.00)	(\$459,352.00)	(\$1,837,408.00)	(\$3,215,463.00)	\$0.00	(\$3,215,463.00)	63.64%
	Function: REVENUE/BALANCE SHEET - 0000	(\$5,052,871.00)	\$0.00	(\$5,052,871.00)	(\$459,352.00)	(\$1,837,408.00)	(\$3,215,463.00)	\$0.00	(\$3,215,463.00)	63.64%
	Fund: PUPIL TRANSPORTATION - 13000	(\$5,052,871.00)	\$0.00	(\$5,052,871.00)	(\$459,352.00)	(\$1,837,408.00)	(\$3,215,463.00)	\$0.00	(\$3,215,463.00)	63.64%
14000.0000.41953.0000.000000.0000.00.0000	INSURANCE RECOVERIES	\$0.00	\$0.00	\$0.00	\$0.00	\$0.00	\$0.00	\$0.00	\$0.00	0.00%
14000.0000.41980.0000.000000.0000.00.0000	REFUND OF PRIOR YEAR'S EXPENDITURES	\$0.00	\$0.00	\$0.00	(\$641.32)	(\$839.50)	\$839.50	\$0.00	\$839.50	0.00%
14000.0000.43102.0000.000000.0000.00.0000	SDE STATE FLOWTHROUGH GRANTS	\$0.00	\$0.00	\$0.00	\$0.00	\$0.00	\$0.00	\$0.00	\$0.00	0.00%
14000.0000.43207.0000.000000.0000.00.0000	INSTRUCTIONAL MATERIALS - CREDIT	(\$370,099.00)	\$0.00	(\$370,099.00)	\$0.00	(\$370,099.33)	\$0.33	\$0.00	\$0.33	0.00%

Gadsden Independent Schools

Revenue Report - All Funds

From Date: 10/1/2016

To Date: 10/31/2016

Fiscal Year: 2016-2017

Include pre encumbrance

Print accounts with zero balance

Filter Encumbrance Detail by Date Range

Exclude inactive accounts with zero balance

Account Number	Description	Budget	Adjustments	GL Budget	Current	YTD	Balance	Encumbrance	Budget Bal	% Rem
14000.0000.43211.0000.000000.0000.00.0000	INSTRUCTIONAL MATERIALS - CASH	(\$370,098.00)	\$0.00	(\$370,098.00)	\$0.00	(\$370,098.00)	\$0.00	\$0.00	\$0.00	0.00%
	Function: REVENUE/BALANCE SHEET - 0000	(\$740,197.00)	\$0.00	(\$740,197.00)	(\$641.32)	(\$741,036.83)	\$839.83	\$0.00	\$839.83	-0.11%
	Fund: INSTRUCTIONAL MATERIALS - 14000	(\$740,197.00)	\$0.00	(\$740,197.00)	(\$641.32)	(\$741,036.83)	\$839.83	\$0.00	\$839.83	-0.11%
21000.0000.41500.0000.000000.0000.00.0000	INVESTMENT INCOME	(\$1,000.00)	\$0.00	(\$1,000.00)	(\$107.81)	(\$433.91)	(\$566.09)	\$0.00	(\$566.09)	56.61%
21000.0000.41603.0000.000000.0000.00.0000	FEES-ADULTS/FOOD SERVICES	(\$70,000.00)	\$0.00	(\$70,000.00)	(\$9,111.80)	(\$25,520.53)	(\$44,479.47)	\$0.00	(\$44,479.47)	63.54%
21000.0000.41605.0000.000000.0000.00.0000	FEES - OTHER/FOOD SERVICES	(\$70,000.00)	\$0.00	(\$70,000.00)	(\$2,121.93)	(\$26,806.63)	(\$43,193.37)	\$0.00	(\$43,193.37)	61.70%
21000.0000.41980.0000.000000.0000.00.0000	REFUND OF PRIOR YEAR'S EXPENDITURES	\$0.00	\$0.00	\$0.00	\$0.00	(\$777.60)	\$777.60	\$0.00	\$777.60	0.00%
21000.0000.43203.0000.000000.0000.00.0000	STATE DIRECT GRANTS	(\$150,000.00)	\$0.00	(\$150,000.00)	(\$26,159.43)	(\$58,983.13)	(\$91,016.87)	\$0.00	(\$91,016.87)	60.68%
21000.0000.43215.0000.000000.0000.00.0000	INTER GOVERNMENTAL CONTRACT REVENUE	\$0.00	\$0.00	\$0.00	\$0.00	\$0.00	\$0.00	\$0.00	\$0.00	0.00%
21000.0000.43216.0000.000000.0000.00.0000	FEES - GOVERNMENTAL AGENCIES	\$0.00	\$0.00	\$0.00	\$0.00	\$0.00	\$0.00	\$0.00	\$0.00	0.00%
21000.0000.44500.0000.000000.0000.00.0000	RESTRICTED GRANTS-IN-AID FROM THE FEDERAL	(\$8,000,000.00)	\$0.00	(\$8,000,000.00)	(\$1,173,579.45)	(\$1,511,833.12)	(\$6,488,166.88)	\$0.00	(\$6,488,166.88)	81.10%
	Function: REVENUE/BALANCE SHEET - 0000	(\$8,291,000.00)	\$0.00	(\$8,291,000.00)	(\$1,211,080.42)	(\$1,624,354.92)	(\$6,666,645.08)	\$0.00	(\$6,666,645.08)	80.41%
	Fund: FOOD SERVICES - 21000	(\$8,291,000.00)	\$0.00	(\$8,291,000.00)	(\$1,211,080.42)	(\$1,624,354.92)	(\$6,666,645.08)	\$0.00	(\$6,666,645.08)	80.41%
22000.0000.41500.0000.000000.0000.00.0000	INVESTMENT INCOME	\$0.00	\$0.00	\$0.00	(\$50.15)	(\$191.39)	\$191.39	\$0.00	\$191.39	0.00%
22000.0000.41701.0000.000000.0000.00.0000	FEES - ACTIVITIES	\$0.00	\$0.00	\$0.00	\$0.00	(\$1,133.00)	\$1,133.00	\$0.00	\$1,133.00	0.00%
22000.0000.41705.0000.000000.0000.00.0000	FEES - USERS	(\$110,000.00)	\$0.00	(\$110,000.00)	(\$30,141.00)	(\$82,432.00)	(\$27,568.00)	\$0.00	(\$27,568.00)	25.06%
22000.0000.41980.0000.000000.0000.00.0000	REFUND OF PRIOR YEAR'S EXPENDITURES	\$0.00	\$0.00	\$0.00	\$0.00	\$0.00	\$0.00	\$0.00	\$0.00	0.00%
	Function: REVENUE/BALANCE SHEET - 0000	(\$110,000.00)	\$0.00	(\$110,000.00)	(\$30,191.15)	(\$83,756.39)	(\$26,243.61)	\$0.00	(\$26,243.61)	23.86%
	Fund: ATHLETICS - 22000	(\$110,000.00)	\$0.00	(\$110,000.00)	(\$30,191.15)	(\$83,756.39)	(\$26,243.61)	\$0.00	(\$26,243.61)	23.86%
23000.0000.41500.0000.000000.0000.00.0000	INVESTMENT INCOME	\$0.00	\$0.00	\$0.00	(\$64.54)	(\$244.25)	\$244.25	\$0.00	\$244.25	0.00%
23000.0000.41701.0000.000000.0000.00.0000	FEES - ACTIVITIES	(\$380,000.00)	\$0.00	(\$380,000.00)	(\$59,145.69)	(\$203,859.05)	(\$176,140.95)	\$0.00	(\$176,140.95)	46.35%
23000.0000.41705.0000.000000.0000.00.0000	FEES - USERS	\$0.00	\$0.00	\$0.00	\$0.00	(\$20.00)	\$20.00	\$0.00	\$20.00	0.00%
23000.0000.41706.0000.000000.0000.00.0000	FEES - SUMMER SCHOOL	\$0.00	\$0.00	\$0.00	(\$80.00)	(\$80.00)	\$80.00	\$0.00	\$80.00	0.00%
23000.0000.41920.0000.000000.0000.00.0000	CONTRIBUTIONS AND DONATIONS FROM PRIVATE	(\$40,000.00)	\$0.00	(\$40,000.00)	(\$6,743.50)	(\$18,980.99)	(\$21,019.01)	\$0.00	(\$21,019.01)	52.55%
23000.0000.41953.0000.000000.0000.00.0000	INSURANCE RECOVERIES	\$0.00	\$0.00	\$0.00	\$0.00	\$0.00	\$0.00	\$0.00	\$0.00	0.00%
23000.0000.41980.0000.000000.0000.00.0000	REFUND OF PRIOR YEAR'S EXPENDITURES	\$0.00	\$0.00	\$0.00	\$0.00	\$0.00	\$0.00	\$0.00	\$0.00	0.00%
	Function: REVENUE/BALANCE SHEET - 0000	(\$420,000.00)	\$0.00	(\$420,000.00)	(\$66,033.73)	(\$223,184.29)	(\$196,815.71)	\$0.00	(\$196,815.71)	46.86%
	Fund: NON-INSTRUCTIONAL SUPPORT - 23000	(\$420,000.00)	\$0.00	(\$420,000.00)	(\$66,033.73)	(\$223,184.29)	(\$196,815.71)	\$0.00	(\$196,815.71)	46.86%
24101.0000.41980.0000.000000.0000.00.0000	REFUND OF PRIOR YEAR'S EXPENDITURES	\$0.00	\$0.00	\$0.00	\$0.00	(\$99.00)	\$99.00	\$0.00	\$99.00	0.00%
24101.0000.43216.0000.000000.0000.00.0000	FEES - GOVERNMENTAL AGENCIES	\$0.00	\$0.00	\$0.00	\$0.00	\$0.00	\$0.00	\$0.00	\$0.00	0.00%
24101.0000.44500.0000.000000.0000.00.0000	RESTRICTED GRANTS-IN-AID FROM THE FEDERAL	(\$7,807,127.00)	\$0.00	(\$7,807,127.00)	(\$487,320.11)	(\$3,307,507.19)	(\$4,499,619.81)	\$0.00	(\$4,499,619.81)	57.63%
	Function: REVENUE/BALANCE SHEET - 0000	(\$7,807,127.00)	\$0.00	(\$7,807,127.00)	(\$487,320.11)	(\$3,307,606.19)	(\$4,499,520.81)	\$0.00	(\$4,499,520.81)	57.63%

Gadsden Independent Schools

Revenue Report - All Funds

From Date: 10/1/2016

To Date: 10/31/2016

Fiscal Year: 2016-2017

Include pre encumbrance

Print accounts with zero balance

Filter Encumbrance Detail by Date Range

Exclude inactive accounts with zero balance

Account Number	Description	Budget	Adjustments	GL Budget	Current	YTD	Balance	Encumbrance	Budget Bal	% Rem
	Fund: TITLE I - IASA - 24101	(\$7,807,127.00)	\$0.00	(\$7,807,127.00)	(\$487,320.11)	(\$3,307,606.19)	(\$4,499,520.81)	\$0.00	(\$4,499,520.81)	57.63%
24103.0000.41980.0000.000000.0000.00.0000	REFUND OF PRIOR YEAR'S EXPENDITURES	\$0.00	\$0.00	\$0.00	\$0.00	\$0.00	\$0.00	\$0.00	\$0.00	0.00%
24103.0000.44500.0000.000000.0000.00.0000	RESTRICTED GRANTS-IN-AID FROM THE FEDERAL	(\$107,936.00)	(\$129,858.00)	(\$237,794.00)	(\$2,439.04)	(\$19,415.50)	(\$218,378.50)	\$0.00	(\$218,378.50)	91.84%
	Function: REVENUE/BALANCE SHEET - 0000	(\$107,936.00)	(\$129,858.00)	(\$237,794.00)	(\$2,439.04)	(\$19,415.50)	(\$218,378.50)	\$0.00	(\$218,378.50)	91.84%
	Fund: MIGRANT CHILDREN EDUCATION - 24103	(\$107,936.00)	(\$129,858.00)	(\$237,794.00)	(\$2,439.04)	(\$19,415.50)	(\$218,378.50)	\$0.00	(\$218,378.50)	91.84%
24106.0000.41924.0000.000000.0000.00.0000	FLOWTHROUGH GRANTS FROM DISTRICT	\$0.00	\$0.00	\$0.00	\$0.00	\$0.00	\$0.00	\$0.00	\$0.00	0.00%
24106.0000.41980.0000.000000.0000.00.0000	REFUND OF PRIOR YEAR'S EXPENDITURES	\$0.00	\$0.00	\$0.00	(\$739.00)	(\$739.00)	\$739.00	\$0.00	\$739.00	0.00%
24106.0000.44500.0000.000000.0000.00.0000	RESTRICTED GRANTS-IN-AID FROM THE FEDERAL	(\$2,851,750.00)	\$0.00	(\$2,851,750.00)	(\$314,590.61)	(\$1,359,964.44)	(\$1,491,785.56)	\$0.00	(\$1,491,785.56)	52.31%
	Function: REVENUE/BALANCE SHEET - 0000	(\$2,851,750.00)	\$0.00	(\$2,851,750.00)	(\$315,329.61)	(\$1,360,703.44)	(\$1,491,046.56)	\$0.00	(\$1,491,046.56)	52.29%
	Fund: ENTITLEMENT IDEA-B - 24106	(\$2,851,750.00)	\$0.00	(\$2,851,750.00)	(\$315,329.61)	(\$1,360,703.44)	(\$1,491,046.56)	\$0.00	(\$1,491,046.56)	52.29%
24107.0000.44500.0000.000000.0000.00.0000	RESTRICTED GRANTS-IN-AID FROM THE FEDERAL	\$0.00	\$0.00	\$0.00	\$0.00	\$0.00	\$0.00	\$0.00	\$0.00	0.00%
	Function: REVENUE/BALANCE SHEET - 0000	\$0.00	\$0.00	\$0.00	\$0.00	\$0.00	\$0.00	\$0.00	\$0.00	0.00%
	Fund: DISCRETIONARY IDEA-B - 24107	\$0.00	\$0.00	\$0.00	\$0.00	\$0.00	\$0.00	\$0.00	\$0.00	0.00%
24108.0000.41980.0000.000000.0000.00.0000	REFUND OF PRIOR YEAR'S EXPENDITURES	\$0.00	\$0.00	\$0.00	\$0.00	\$0.00	\$0.00	\$0.00	\$0.00	0.00%
24108.0000.44500.0000.000000.0000.00.0000	RESTRICTED GRANTS-IN-AID FROM THE FEDERAL	\$0.00	\$0.00	\$0.00	\$0.00	(\$1,944.84)	\$1,944.84	\$0.00	\$1,944.84	0.00%
	Function: REVENUE/BALANCE SHEET - 0000	\$0.00	\$0.00	\$0.00	\$0.00	(\$1,944.84)	\$1,944.84	\$0.00	\$1,944.84	0.00%
	Fund: NEW MEXICO AUTISM PROJECT - 24108	\$0.00	\$0.00	\$0.00	\$0.00	(\$1,944.84)	\$1,944.84	\$0.00	\$1,944.84	0.00%
24109.0000.44500.0000.000000.0000.00.0000	RESTRICTED GRANTS-IN-AID FROM THE FEDERAL	(\$72,271.00)	\$0.00	(\$72,271.00)	\$0.00	(\$17,525.54)	(\$54,745.46)	\$0.00	(\$54,745.46)	75.75%
	Function: REVENUE/BALANCE SHEET - 0000	(\$72,271.00)	\$0.00	(\$72,271.00)	\$0.00	(\$17,525.54)	(\$54,745.46)	\$0.00	(\$54,745.46)	75.75%
	Fund: PRESCHOOL IDEA-B - 24109	(\$72,271.00)	\$0.00	(\$72,271.00)	\$0.00	(\$17,525.54)	(\$54,745.46)	\$0.00	(\$54,745.46)	75.75%
24112.0000.44500.0000.000000.0000.00.0000	RESTRICTED GRANTS-IN-AID FROM THE FEDERAL	\$0.00	\$0.00	\$0.00	\$0.00	\$0.00	\$0.00	\$0.00	\$0.00	0.00%
	Function: REVENUE/BALANCE SHEET - 0000	\$0.00	\$0.00	\$0.00	\$0.00	\$0.00	\$0.00	\$0.00	\$0.00	0.00%
	Fund: EARLY INTERVENTION SERVICES-IDEA B - 24112	\$0.00	\$0.00	\$0.00	\$0.00	\$0.00	\$0.00	\$0.00	\$0.00	0.00%
24113.0000.44500.0000.000000.0000.00.0000	RESTRICTED GRANTS-IN-AID FROM THE FEDERAL	(\$23,369.00)	\$0.00	(\$23,369.00)	\$0.00	(\$5,230.04)	(\$18,138.96)	\$0.00	(\$18,138.96)	77.62%
	Function: REVENUE/BALANCE SHEET - 0000	(\$23,369.00)	\$0.00	(\$23,369.00)	\$0.00	(\$5,230.04)	(\$18,138.96)	\$0.00	(\$18,138.96)	77.62%
	Fund: EDUCATION OF HOMELESS - 24113	(\$23,369.00)	\$0.00	(\$23,369.00)	\$0.00	(\$5,230.04)	(\$18,138.96)	\$0.00	(\$18,138.96)	77.62%
24115.0000.44500.0000.000000.0000.00.0000	RESTRICTED GRANTS-IN-AID FROM THE FEDERAL	\$0.00	\$0.00	\$0.00	\$0.00	\$0.00	\$0.00	\$0.00	\$0.00	0.00%
	Function: REVENUE/BALANCE SHEET - 0000	\$0.00	\$0.00	\$0.00	\$0.00	\$0.00	\$0.00	\$0.00	\$0.00	0.00%
	Fund: IDEA B PRIVATE SCHOOLS SHARE - 24115	\$0.00	\$0.00	\$0.00	\$0.00	\$0.00	\$0.00	\$0.00	\$0.00	0.00%

Gadsden Independent Schools

Revenue Report - All Funds

From Date: 10/1/2016

To Date: 10/31/2016

Fiscal Year: 2016-2017

Include pre encumbrance

Print accounts with zero balance

Filter Encumbrance Detail by Date Range

Exclude inactive accounts with zero balance

Account Number	Description	Budget	Adjustments	GL Budget	Current	YTD	Balance	Encumbrance	Budget Bal	% Rem
24118.0000.41500.0000.000000.0000.00.0000	INVESTMENT INCOME	\$0.00	\$0.00	\$0.00	\$0.00	\$0.00	\$0.00	\$0.00	\$0.00	0.00%
24118.0000.44500.0000.000000.0000.00.0000	RESTRICTED GRANTS-IN-AID FROM THE FEDERAL	\$0.00	(\$377,698.00)	(\$377,698.00)	\$0.00	\$0.00	(\$377,698.00)	\$0.00	(\$377,698.00)	100.00%
	Function: REVENUE/BALANCE SHEET - 0000	\$0.00	(\$377,698.00)	(\$377,698.00)	\$0.00	\$0.00	(\$377,698.00)	\$0.00	(\$377,698.00)	100.00%
	Fund: FRUIT & VEGETABLE PROGRAM - 24118	\$0.00	(\$377,698.00)	(\$377,698.00)	\$0.00	\$0.00	(\$377,698.00)	\$0.00	(\$377,698.00)	100.00%
24119.0000.41980.0000.000000.0000.00.0000	REFUND OF PRIOR YEAR'S EXPENDITURES	\$0.00	\$0.00	\$0.00	\$0.00	\$0.00	\$0.00	\$0.00	\$0.00	0.00%
24119.0000.44500.0000.000000.0000.00.0000	RESTRICTED GRANTS-IN-AID FROM THE FEDERAL	\$0.00	\$0.00	\$0.00	\$0.00	(\$111,675.98)	\$111,675.98	\$0.00	\$111,675.98	0.00%
	Function: REVENUE/BALANCE SHEET - 0000	\$0.00	\$0.00	\$0.00	\$0.00	(\$111,675.98)	\$111,675.98	\$0.00	\$111,675.98	0.00%
	Fund: 21ST CENTURY CLC - 24119	\$0.00	\$0.00	\$0.00	\$0.00	(\$111,675.98)	\$111,675.98	\$0.00	\$111,675.98	0.00%
24120.0000.44500.0000.000000.0000.00.0000	RESTRICTED GRANTS-IN-AID FROM THE FEDERAL	\$0.00	\$0.00	\$0.00	\$0.00	\$0.00	\$0.00	\$0.00	\$0.00	0.00%
	Function: REVENUE/BALANCE SHEET - 0000	\$0.00	\$0.00	\$0.00	\$0.00	\$0.00	\$0.00	\$0.00	\$0.00	0.00%
	Fund: IDEA-B RISK POOL - 24120	\$0.00	\$0.00	\$0.00	\$0.00	\$0.00	\$0.00	\$0.00	\$0.00	0.00%
24124.0000.44500.0000.000000.0000.00.0000	RESTRICTED GRANTS-IN-AID FROM THE FEDERAL	\$0.00	\$0.00	\$0.00	\$0.00	\$0.00	\$0.00	\$0.00	\$0.00	0.00%
	Function: REVENUE/BALANCE SHEET - 0000	\$0.00	\$0.00	\$0.00	\$0.00	\$0.00	\$0.00	\$0.00	\$0.00	0.00%
	Fund: TITLE 1 1003G - 24124	\$0.00	\$0.00	\$0.00	\$0.00	\$0.00	\$0.00	\$0.00	\$0.00	0.00%
24125.0000.44500.0000.000000.0000.00.0000	RESTRICTED GRANTS-IN-AID FROM THE FEDERAL	\$0.00	\$0.00	\$0.00	\$0.00	\$0.00	\$0.00	\$0.00	\$0.00	0.00%
	Function: REVENUE/BALANCE SHEET - 0000	\$0.00	\$0.00	\$0.00	\$0.00	\$0.00	\$0.00	\$0.00	\$0.00	0.00%
	Fund: TITLE I FAMILY LITERACY IASA - 24125	\$0.00	\$0.00	\$0.00	\$0.00	\$0.00	\$0.00	\$0.00	\$0.00	0.00%
24126.0000.44500.0000.000000.0000.00.0000	RESTRICTED GRANTS-IN-AID FROM THE FEDERAL	\$0.00	\$0.00	\$0.00	\$0.00	\$0.00	\$0.00	\$0.00	\$0.00	0.00%
	Function: REVENUE/BALANCE SHEET - 0000	\$0.00	\$0.00	\$0.00	\$0.00	\$0.00	\$0.00	\$0.00	\$0.00	0.00%
	Fund: LEARN & SERVICES (CNCS) - 24126	\$0.00	\$0.00	\$0.00	\$0.00	\$0.00	\$0.00	\$0.00	\$0.00	0.00%
24128.0000.44500.0000.000000.0000.00.0000	RESTRICTED GRANTS-IN-AID FROM THE FEDERAL	\$0.00	\$0.00	\$0.00	\$0.00	\$0.00	\$0.00	\$0.00	\$0.00	0.00%
	Function: REVENUE/BALANCE SHEET - 0000	\$0.00	\$0.00	\$0.00	\$0.00	\$0.00	\$0.00	\$0.00	\$0.00	0.00%
	Fund: TITLE IV DRUG FREE SCHOOLS & COMM/ED - 24128	\$0.00	\$0.00	\$0.00	\$0.00	\$0.00	\$0.00	\$0.00	\$0.00	0.00%
24133.0000.44500.0000.000000.0000.00.0000	RESTRICTED GRANTS-IN-AID FROM THE FEDERAL	\$0.00	\$0.00	\$0.00	\$0.00	\$0.00	\$0.00	\$0.00	\$0.00	0.00%
	Function: REVENUE/BALANCE SHEET - 0000	\$0.00	\$0.00	\$0.00	\$0.00	\$0.00	\$0.00	\$0.00	\$0.00	0.00%
	Fund: ENHANCING ED THRU TECH- (E2T2-F) - 24133	\$0.00	\$0.00	\$0.00	\$0.00	\$0.00	\$0.00	\$0.00	\$0.00	0.00%
24149.0000.41980.0000.000000.0000.00.0000	REFUND OF PRIOR YEAR'S EXPENDITURES	\$0.00	\$0.00	\$0.00	\$0.00	\$0.00	\$0.00	\$0.00	\$0.00	0.00%
24149.0000.44500.0000.000000.0000.00.0000	RESTRICTED GRANTS-IN-AID FROM THE FEDERAL	\$0.00	\$0.00	\$0.00	\$0.00	\$0.00	\$0.00	\$0.00	\$0.00	0.00%
	Function: REVENUE/BALANCE SHEET - 0000	\$0.00	\$0.00	\$0.00	\$0.00	\$0.00	\$0.00	\$0.00	\$0.00	0.00%

Gadsden Independent Schools

Revenue Report - All Funds

From Date: 10/1/2016

To Date: 10/31/2016

Fiscal Year: 2016-2017

Include pre encumbrance

Print accounts with zero balance

Filter Encumbrance Detail by Date Range

Exclude inactive accounts with zero balance

Account Number	Description	Budget	Adjustments	GL Budget	Current	YTD	Balance	Encumbrance	Budget Bal	% Rem
Fund: ENHANCING ED THRU TECH (E2T2-C) - 24149		\$0.00	\$0.00	\$0.00	\$0.00	\$0.00	\$0.00	\$0.00	\$0.00	0.00%
24150.0000.44500.0000.000000.0000.00.0000	RESTRICTED GRANTS-IN-AID FROM THE FEDERAL	\$0.00	\$0.00	\$0.00	\$0.00	\$0.00	\$0.00	\$0.00	\$0.00	0.00%
	Function: REVENUE/BALANCE SHEET - 0000	\$0.00	\$0.00	\$0.00	\$0.00	\$0.00	\$0.00	\$0.00	\$0.00	0.00%
Fund: TITLE V-PART A INNOVATIVE ED PRO STRATEGIES - 24150		\$0.00	\$0.00	\$0.00	\$0.00	\$0.00	\$0.00	\$0.00	\$0.00	0.00%
24153.0000.41980.0000.000000.0000.00.0000	REFUND OF PRIOR YEAR'S EXPENDITURES	\$0.00	\$0.00	\$0.00	\$0.00	\$0.00	\$0.00	\$0.00	\$0.00	0.00%
24153.0000.44101.0000.000000.0000.00.0000	DIRECT FEDERAL GRANTS	\$0.00	\$0.00	\$0.00	\$0.00	\$0.00	\$0.00	\$0.00	\$0.00	0.00%
24153.0000.44500.0000.000000.0000.00.0000	RESTRICTED GRANTS-IN-AID FROM THE FEDERAL	(\$404,677.00)	\$0.00	(\$404,677.00)	(\$117,313.03)	(\$647,275.43)	\$242,598.43	\$0.00	\$242,598.43	-59.95%
	Function: REVENUE/BALANCE SHEET - 0000	(\$404,677.00)	\$0.00	(\$404,677.00)	(\$117,313.03)	(\$647,275.43)	\$242,598.43	\$0.00	\$242,598.43	-59.95%
Fund: ENGLISH LANGUAGE ACQUISITION - 24153		(\$404,677.00)	\$0.00	(\$404,677.00)	(\$117,313.03)	(\$647,275.43)	\$242,598.43	\$0.00	\$242,598.43	-59.95%
24154.0000.41980.0000.000000.0000.00.0000	REFUND OF PRIOR YEAR'S EXPENDITURES	\$0.00	\$0.00	\$0.00	\$0.00	\$0.00	\$0.00	\$0.00	\$0.00	0.00%
24154.0000.44500.0000.000000.0000.00.0000	RESTRICTED GRANTS-IN-AID FROM THE FEDERAL	(\$905,971.00)	\$0.00	(\$905,971.00)	(\$47,084.23)	(\$291,386.27)	(\$614,584.73)	\$0.00	(\$614,584.73)	67.84%
	Function: REVENUE/BALANCE SHEET - 0000	(\$905,971.00)	\$0.00	(\$905,971.00)	(\$47,084.23)	(\$291,386.27)	(\$614,584.73)	\$0.00	(\$614,584.73)	67.84%
Fund: TEACHER/PRINCIPAL TRAINING & RECRUITING - 24154		(\$905,971.00)	\$0.00	(\$905,971.00)	(\$47,084.23)	(\$291,386.27)	(\$614,584.73)	\$0.00	(\$614,584.73)	67.84%
24162.0000.44500.0000.000000.0000.00.0000	RESTRICTED GRANTS-IN-AID FROM THE FEDERAL	\$0.00	\$0.00	\$0.00	\$0.00	\$0.00	\$0.00	\$0.00	\$0.00	0.00%
	Function: REVENUE/BALANCE SHEET - 0000	\$0.00	\$0.00	\$0.00	\$0.00	\$0.00	\$0.00	\$0.00	\$0.00	0.00%
Fund: TITLE I SCHOOL IMPROVEMENT - 24162		\$0.00	\$0.00	\$0.00	\$0.00	\$0.00	\$0.00	\$0.00	\$0.00	0.00%
24163.0000.41980.0000.000000.0000.00.0000	REFUND OF PRIOR YEAR'S EXPENDITURES	\$0.00	\$0.00	\$0.00	\$0.00	\$0.00	\$0.00	\$0.00	\$0.00	0.00%
24163.0000.44500.0000.000000.0000.00.0000	RESTRICTED GRANTS-IN-AID FROM THE FEDERAL	\$0.00	\$0.00	\$0.00	\$0.00	(\$38,582.32)	\$38,582.32	\$0.00	\$38,582.32	0.00%
	Function: REVENUE/BALANCE SHEET - 0000	\$0.00	\$0.00	\$0.00	\$0.00	(\$38,582.32)	\$38,582.32	\$0.00	\$38,582.32	0.00%
Fund: IMMIGRANT FUNDING - TITLE III - 24163		\$0.00	\$0.00	\$0.00	\$0.00	(\$38,582.32)	\$38,582.32	\$0.00	\$38,582.32	0.00%
24168.0000.44500.0000.000000.0000.00.0000	RESTRICTED GRANTS-IN-AID FROM THE FEDERAL	\$0.00	\$0.00	\$0.00	\$0.00	\$0.00	\$0.00	\$0.00	\$0.00	0.00%
	Function: REVENUE/BALANCE SHEET - 0000	\$0.00	\$0.00	\$0.00	\$0.00	\$0.00	\$0.00	\$0.00	\$0.00	0.00%
Fund: CARL D PERKINS TECH PREP - CURRENT - 24168		\$0.00	\$0.00	\$0.00	\$0.00	\$0.00	\$0.00	\$0.00	\$0.00	0.00%
24174.0000.41500.0000.000000.0000.00.0000	INVESTMENT INCOME	\$0.00	\$0.00	\$0.00	\$0.00	\$0.00	\$0.00	\$0.00	\$0.00	0.00%
24174.0000.44500.0000.000000.0000.00.0000	RESTRICTED GRANTS-IN-AID FROM THE FEDERAL	(\$192,845.00)	\$0.00	(\$192,845.00)	(\$11,454.37)	(\$41,965.25)	(\$150,879.75)	\$0.00	(\$150,879.75)	78.24%
	Function: REVENUE/BALANCE SHEET - 0000	(\$192,845.00)	\$0.00	(\$192,845.00)	(\$11,454.37)	(\$41,965.25)	(\$150,879.75)	\$0.00	(\$150,879.75)	78.24%
Fund: CARL D PERKINS SECONDARY - CURRENT - 24174		(\$192,845.00)	\$0.00	(\$192,845.00)	(\$11,454.37)	(\$41,965.25)	(\$150,879.75)	\$0.00	(\$150,879.75)	78.24%
24175.0000.44500.0000.000000.0000.00.0000	RESTRICTED GRANTS-IN-AID FROM THE FEDERAL	\$0.00	\$0.00	\$0.00	\$0.00	\$0.00	\$0.00	\$0.00	\$0.00	0.00%
	Function: REVENUE/BALANCE SHEET - 0000	\$0.00	\$0.00	\$0.00	\$0.00	\$0.00	\$0.00	\$0.00	\$0.00	0.00%

Gadsden Independent Schools

Revenue Report - All Funds

From Date: 10/1/2016

To Date: 10/31/2016

Fiscal Year: 2016-2017

Include pre encumbrance

Print accounts with zero balance

Filter Encumbrance Detail by Date Range

Exclude inactive accounts with zero balance

Account Number	Description	Budget	Adjustments	GL Budget	Current	YTD	Balance	Encumbrance	Budget Bal	% Rem
ARL D PERKINS SECONDARY - PY UNLIQ. OBLIGATIONS - 24175		\$0.00	\$0.00	\$0.00	\$0.00	\$0.00	\$0.00	\$0.00	\$0.00	0.00%
24176.0000.41980.0000.000000.0000.00.0000	REFUND OF PRIOR YEAR'S EXPENDITURES	\$0.00	\$0.00	\$0.00	\$0.00	\$0.00	\$0.00	\$0.00	\$0.00	0.00%
24176.0000.44500.0000.000000.0000.00.0000	RESTRICTED GRANTS-IN-AID FROM THE FEDERAL	\$0.00	(\$11,388.00)	(\$11,388.00)	(\$11,324.00)	(\$39,214.82)	\$27,826.82	\$0.00	\$27,826.82	-244.35%
Function: REVENUE/BALANCE SHEET - 0000		\$0.00	(\$11,388.00)	(\$11,388.00)	(\$11,324.00)	(\$39,214.82)	\$27,826.82	\$0.00	\$27,826.82	-244.35%
Fund: CARL PERKINS REDISTRIBUTION - 24176		\$0.00	(\$11,388.00)	(\$11,388.00)	(\$11,324.00)	(\$39,214.82)	\$27,826.82	\$0.00	\$27,826.82	-244.35%
24180.0000.41980.0000.000000.0000.00.0000	REFUND OF PRIOR YEAR'S EXPENDITURES	\$0.00	\$0.00	\$0.00	\$0.00	\$0.00	\$0.00	\$0.00	\$0.00	0.00%
24180.0000.44500.0000.000000.0000.00.0000	RESTRICTED GRANTS-IN-AID FROM THE FEDERAL	\$0.00	\$0.00	\$0.00	\$0.00	\$0.00	\$0.00	\$0.00	\$0.00	0.00%
Function: REVENUE/BALANCE SHEET - 0000		\$0.00	\$0.00	\$0.00	\$0.00	\$0.00	\$0.00	\$0.00	\$0.00	0.00%
Fund: HIGH SCHOOLS THAT WORK - 24180		\$0.00	\$0.00	\$0.00	\$0.00	\$0.00	\$0.00	\$0.00	\$0.00	0.00%
24181.0000.44500.0000.000000.0000.00.0000	RESTRICTED GRANTS-IN-AID FROM THE FEDERAL	\$0.00	\$0.00	\$0.00	\$0.00	\$0.00	\$0.00	\$0.00	\$0.00	0.00%
Function: REVENUE/BALANCE SHEET - 0000		\$0.00	\$0.00	\$0.00	\$0.00	\$0.00	\$0.00	\$0.00	\$0.00	0.00%
H SCHOOLS THAT WORK UNLIQUIDATED OBLIGATIONS - 24181		\$0.00	\$0.00	\$0.00	\$0.00	\$0.00	\$0.00	\$0.00	\$0.00	0.00%
24182.0000.44500.0000.000000.0000.00.0000	RESTRICTED GRANTS-IN-AID FROM THE FEDERAL	\$0.00	\$0.00	\$0.00	\$0.00	\$0.00	\$0.00	\$0.00	\$0.00	0.00%
Function: REVENUE/BALANCE SHEET - 0000		\$0.00	\$0.00	\$0.00	\$0.00	\$0.00	\$0.00	\$0.00	\$0.00	0.00%
Fund: CARL PERKINS HSTW REDISTRIBUTION 09-10 - 24182		\$0.00	\$0.00	\$0.00	\$0.00	\$0.00	\$0.00	\$0.00	\$0.00	0.00%
24187.0000.41980.0000.000000.0000.00.0000	REFUND OF PRIOR YEAR'S EXPENDITURES	\$0.00	\$0.00	\$0.00	\$0.00	\$0.00	\$0.00	\$0.00	\$0.00	0.00%
24187.0000.44500.0000.000000.0000.00.0000	RESTRICTED GRANTS-IN-AID FROM THE FEDERAL	\$0.00	\$0.00	\$0.00	\$0.00	\$0.00	\$0.00	\$0.00	\$0.00	0.00%
Function: REVENUE/BALANCE SHEET - 0000		\$0.00	\$0.00	\$0.00	\$0.00	\$0.00	\$0.00	\$0.00	\$0.00	0.00%
Fund: MIGRANT REGIONAL RECRUITING - 24187		\$0.00	\$0.00	\$0.00	\$0.00	\$0.00	\$0.00	\$0.00	\$0.00	0.00%
24201.0000.41980.0000.000000.0000.00.0000	REFUND OF PRIOR YEAR'S EXPENDITURES	\$0.00	\$0.00	\$0.00	\$0.00	\$0.00	\$0.00	\$0.00	\$0.00	0.00%
24201.0000.44500.0000.000000.0000.00.0000	RESTRICTED GRANTS-IN-AID FROM THE FEDERAL	\$0.00	\$0.00	\$0.00	\$0.00	\$0.00	\$0.00	\$0.00	\$0.00	0.00%
Function: REVENUE/BALANCE SHEET - 0000		\$0.00	\$0.00	\$0.00	\$0.00	\$0.00	\$0.00	\$0.00	\$0.00	0.00%
Fund: TITLE I STIMULUS - 24201		\$0.00	\$0.00	\$0.00	\$0.00	\$0.00	\$0.00	\$0.00	\$0.00	0.00%
24206.0000.44500.0000.000000.0000.00.0000	RESTRICTED GRANTS-IN-AID FROM THE FEDERAL	\$0.00	\$0.00	\$0.00	\$0.00	\$0.00	\$0.00	\$0.00	\$0.00	0.00%
Function: REVENUE/BALANCE SHEET - 0000		\$0.00	\$0.00	\$0.00	\$0.00	\$0.00	\$0.00	\$0.00	\$0.00	0.00%
Fund: IDEA B STIMULUS - 24206		\$0.00	\$0.00	\$0.00	\$0.00	\$0.00	\$0.00	\$0.00	\$0.00	0.00%
24209.0000.44500.0000.000000.0000.00.0000	RESTRICTED GRANTS-IN-AID FROM THE FEDERAL	\$0.00	\$0.00	\$0.00	\$0.00	\$0.00	\$0.00	\$0.00	\$0.00	0.00%
Function: REVENUE/BALANCE SHEET - 0000		\$0.00	\$0.00	\$0.00	\$0.00	\$0.00	\$0.00	\$0.00	\$0.00	0.00%
Fund: PRESCHOOL STIMULUS - 24209		\$0.00	\$0.00	\$0.00	\$0.00	\$0.00	\$0.00	\$0.00	\$0.00	0.00%

Gadsden Independent Schools

Revenue Report - All Funds

From Date: 10/1/2016

To Date: 10/31/2016

Fiscal Year: 2016-2017

Include pre encumbrance

Print accounts with zero balance

Filter Encumbrance Detail by Date Range

Exclude inactive accounts with zero balance

Account Number	Description	Budget	Adjustments	GL Budget	Current	YTD	Balance	Encumbrance	Budget Bal	% Rem
24212.0000.44500.0000.000000.0000.00.0000	RESTRICTED GRANTS-IN-AID FROM THE FEDERAL	\$0.00	\$0.00	\$0.00	\$0.00	\$0.00	\$0.00	\$0.00	\$0.00	0.00%
	Function: REVENUE/BALANCE SHEET - 0000	\$0.00	\$0.00	\$0.00	\$0.00	\$0.00	\$0.00	\$0.00	\$0.00	0.00%
und: EARLY INTERVENING SERVICES-IDEA B STIMULUS - 24212		\$0.00	\$0.00	\$0.00	\$0.00	\$0.00	\$0.00	\$0.00	\$0.00	0.00%
24213.0000.41980.0000.000000.0000.00.0000	REFUND OF PRIOR YEAR'S EXPENDITURES	\$0.00	\$0.00	\$0.00	\$0.00	\$0.00	\$0.00	\$0.00	\$0.00	0.00%
24213.0000.44500.0000.000000.0000.00.0000	RESTRICTED GRANTS-IN-AID FROM THE FEDERAL	\$0.00	\$0.00	\$0.00	\$0.00	\$0.00	\$0.00	\$0.00	\$0.00	0.00%
	Function: REVENUE/BALANCE SHEET - 0000	\$0.00	\$0.00	\$0.00	\$0.00	\$0.00	\$0.00	\$0.00	\$0.00	0.00%
	Fund: HOMELESS STIMULUS - 24213	\$0.00	\$0.00	\$0.00	\$0.00	\$0.00	\$0.00	\$0.00	\$0.00	0.00%
24294.0000.44500.0000.000000.0000.00.0000	RESTRICTED GRANTS-IN-AID FROM THE FEDERAL	\$0.00	\$0.00	\$0.00	\$0.00	\$0.00	\$0.00	\$0.00	\$0.00	0.00%
	Function: REVENUE/BALANCE SHEET - 0000	\$0.00	\$0.00	\$0.00	\$0.00	\$0.00	\$0.00	\$0.00	\$0.00	0.00%
	Fund: GADSDEN ISD STEM PROGRAM - 24294	\$0.00	\$0.00	\$0.00	\$0.00	\$0.00	\$0.00	\$0.00	\$0.00	0.00%
25149.0000.44301.0000.000000.0000.00.0000	OTHER RESTRICTED GRANTS - FEDERAL DIRECT	\$0.00	\$0.00	\$0.00	\$0.00	\$0.00	\$0.00	\$0.00	\$0.00	0.00%
	Function: REVENUE/BALANCE SHEET - 0000	\$0.00	\$0.00	\$0.00	\$0.00	\$0.00	\$0.00	\$0.00	\$0.00	0.00%
	Fund: GRADS CHILD CARE CYFD - 25149	\$0.00	\$0.00	\$0.00	\$0.00	\$0.00	\$0.00	\$0.00	\$0.00	0.00%
25153.0000.41980.0000.000000.0000.00.0000	REFUND OF PRIOR YEAR'S EXPENDITURES	\$0.00	\$0.00	\$0.00	\$0.00	\$0.00	\$0.00	\$0.00	\$0.00	0.00%
25153.0000.44101.0000.000000.0000.00.0000	DIRECT FEDERAL GRANTS	\$0.00	\$0.00	\$0.00	\$0.00	\$0.00	\$0.00	\$0.00	\$0.00	0.00%
25153.0000.44301.0000.000000.0000.00.0000	OTHER RESTRICTED GRANTS - FEDERAL DIRECT	(\$700,000.00)	\$0.00	(\$700,000.00)	(\$41,534.72)	(\$264,943.21)	(\$435,056.79)	\$0.00	(\$435,056.79)	62.15%
	Function: REVENUE/BALANCE SHEET - 0000	(\$700,000.00)	\$0.00	(\$700,000.00)	(\$41,534.72)	(\$264,943.21)	(\$435,056.79)	\$0.00	(\$435,056.79)	62.15%
	Fund: TITLE XIX MEDICAID 3/21 YEARS - 25153	(\$700,000.00)	\$0.00	(\$700,000.00)	(\$41,534.72)	(\$264,943.21)	(\$435,056.79)	\$0.00	(\$435,056.79)	62.15%
25158.0000.44101.0000.000000.0000.00.0000	DIRECT FEDERAL GRANTS	\$0.00	\$0.00	\$0.00	\$0.00	\$0.00	\$0.00	\$0.00	\$0.00	0.00%
25158.0000.44301.0000.000000.0000.00.0000	OTHER RESTRICTED GRANTS - FEDERAL DIRECT	\$0.00	\$0.00	\$0.00	\$0.00	\$0.00	\$0.00	\$0.00	\$0.00	0.00%
	Function: REVENUE/BALANCE SHEET - 0000	\$0.00	\$0.00	\$0.00	\$0.00	\$0.00	\$0.00	\$0.00	\$0.00	0.00%
	Fund: CAREER ACCESS PROGRAM NSF - 25158	\$0.00	\$0.00	\$0.00	\$0.00	\$0.00	\$0.00	\$0.00	\$0.00	0.00%
25162.0000.44101.0000.000000.0000.00.0000	DIRECT FEDERAL GRANTS	\$0.00	\$0.00	\$0.00	\$0.00	\$0.00	\$0.00	\$0.00	\$0.00	0.00%
25162.0000.44301.0000.000000.0000.00.0000	OTHER RESTRICTED GRANTS - FEDERAL DIRECT	\$0.00	\$0.00	\$0.00	\$0.00	\$0.00	\$0.00	\$0.00	\$0.00	0.00%
	Function: REVENUE/BALANCE SHEET - 0000	\$0.00	\$0.00	\$0.00	\$0.00	\$0.00	\$0.00	\$0.00	\$0.00	0.00%
	Fund: TANF/GRADS HSD - 25162	\$0.00	\$0.00	\$0.00	\$0.00	\$0.00	\$0.00	\$0.00	\$0.00	0.00%
25249.0000.44301.0000.000000.0000.00.0000	OTHER RESTRICTED GRANTS - FEDERAL DIRECT	\$0.00	\$0.00	\$0.00	\$0.00	\$0.00	\$0.00	\$0.00	\$0.00	0.00%
	Function: REVENUE/BALANCE SHEET - 0000	\$0.00	\$0.00	\$0.00	\$0.00	\$0.00	\$0.00	\$0.00	\$0.00	0.00%
und: EMERGENCY MANAGEMENT FOR SCHOOL GRANT - 25249		\$0.00	\$0.00	\$0.00	\$0.00	\$0.00	\$0.00	\$0.00	\$0.00	0.00%

Gadsden Independent Schools

Revenue Report - All Funds

From Date: 10/1/2016

To Date: 10/31/2016

Fiscal Year: 2016-2017

- Include pre encumbrance Print accounts with zero balance Filter Encumbrance Detail by Date Range
 Exclude inactive accounts with zero balance

Account Number	Description	Budget	Adjustments	GL Budget	Current	YTD	Balance	Encumbrance	Budget Bal	% Rem
25250.0000,43120.0000,000000.0000,00.0000	CHARTER SCHOOL ADMIN REVENUE	\$0.00	\$0.00	\$0.00	\$0.00	\$0.00	\$0.00	\$0.00	\$0.00	0.00%
25250.0000,44301.0000,000000.0000,00.0000	OTHER RESTRICTED GRANTS - FEDERAL DIRECT	\$0.00	\$0.00	\$0.00	\$0.00	\$0.00	\$0.00	\$0.00	\$0.00	0.00%
	Function: REVENUE/BALANCE SHEET - 0000	\$0.00	\$0.00	\$0.00	\$0.00	\$0.00	\$0.00	\$0.00	\$0.00	0.00%
	Fund: SEG-FEDERAL STIMULUS - 25250	\$0.00	\$0.00	\$0.00	\$0.00	\$0.00	\$0.00	\$0.00	\$0.00	0.00%
25255.0000,44301.0000,000000.0000,00.0000	OTHER RESTRICTED GRANTS - FEDERAL DIRECT	\$0.00	\$0.00	\$0.00	\$0.00	\$0.00	\$0.00	\$0.00	\$0.00	0.00%
	Function: REVENUE/BALANCE SHEET - 0000	\$0.00	\$0.00	\$0.00	\$0.00	\$0.00	\$0.00	\$0.00	\$0.00	0.00%
	Fund: EDUCATION JOBS FUND - 25255	\$0.00	\$0.00	\$0.00	\$0.00	\$0.00	\$0.00	\$0.00	\$0.00	0.00%
26103.0000,41921.0000,000000.0000,00.0000	INSTRUCTIONAL - CATEGORICAL	\$0.00	\$0.00	\$0.00	\$0.00	\$0.00	\$0.00	\$0.00	\$0.00	0.00%
	Function: REVENUE/BALANCE SHEET - 0000	\$0.00	\$0.00	\$0.00	\$0.00	\$0.00	\$0.00	\$0.00	\$0.00	0.00%
	Fund: ENLACE-UNM - 26103	\$0.00	\$0.00	\$0.00	\$0.00	\$0.00	\$0.00	\$0.00	\$0.00	0.00%
26121.0000,41922.0000,000000.0000,00.0000	INSTRUCTIONAL SUPPORT - CATEGORICAL	\$0.00	\$0.00	\$0.00	\$0.00	\$0.00	\$0.00	\$0.00	\$0.00	0.00%
	Function: REVENUE/BALANCE SHEET - 0000	\$0.00	\$0.00	\$0.00	\$0.00	\$0.00	\$0.00	\$0.00	\$0.00	0.00%
	Fund: KELLOGG FUND/KELLOGG FOUNDATION - 26121	\$0.00	\$0.00	\$0.00	\$0.00	\$0.00	\$0.00	\$0.00	\$0.00	0.00%
26123.0000,41921.0000,000000.0000,00.0000	INSTRUCTIONAL - CATEGORICAL	\$0.00	\$0.00	\$0.00	\$0.00	\$0.00	\$0.00	\$0.00	\$0.00	0.00%
	Function: REVENUE/BALANCE SHEET - 0000	\$0.00	\$0.00	\$0.00	\$0.00	\$0.00	\$0.00	\$0.00	\$0.00	0.00%
	Fund: PNM FOUNDATION INC - 26123	\$0.00	\$0.00	\$0.00	\$0.00	\$0.00	\$0.00	\$0.00	\$0.00	0.00%
26125.0000,41922.0000,000000.0000,00.0000	INSTRUCTIONAL SUPPORT - CATEGORICAL	\$0.00	\$0.00	\$0.00	\$0.00	\$0.00	\$0.00	\$0.00	\$0.00	0.00%
	Function: REVENUE/BALANCE SHEET - 0000	\$0.00	\$0.00	\$0.00	\$0.00	\$0.00	\$0.00	\$0.00	\$0.00	0.00%
	Fund: WALLACE FOUNDATION - 26125	\$0.00	\$0.00	\$0.00	\$0.00	\$0.00	\$0.00	\$0.00	\$0.00	0.00%
26143.0000,41921.0000,000000.0000,00.0000	INSTRUCTIONAL - CATEGORICAL	\$0.00	\$0.00	\$0.00	\$0.00	\$0.00	\$0.00	\$0.00	\$0.00	0.00%
26143.0000,41980.0000,000000.0000,00.0000	REFUND OF PRIOR YEAR'S EXPENDITURES	\$0.00	\$0.00	\$0.00	\$0.00	\$0.00	\$0.00	\$0.00	\$0.00	0.00%
	Function: REVENUE/BALANCE SHEET - 0000	\$0.00	\$0.00	\$0.00	\$0.00	\$0.00	\$0.00	\$0.00	\$0.00	0.00%
	Fund: SAVE THE CHILDREN - 26143	\$0.00	\$0.00	\$0.00	\$0.00	\$0.00	\$0.00	\$0.00	\$0.00	0.00%
26153.0000,41920.0000,000000.0000,00.0000	CONTRIBUTIONS AND DONATIONS FROM PRIVATE	\$0.00	\$0.00	\$0.00	\$0.00	\$0.00	\$0.00	\$0.00	\$0.00	0.00%
26153.0000,41921.0000,000000.0000,00.0000	INSTRUCTIONAL - CATEGORICAL	\$0.00	\$0.00	\$0.00	\$0.00	\$0.00	\$0.00	\$0.00	\$0.00	0.00%
	Function: REVENUE/BALANCE SHEET - 0000	\$0.00	\$0.00	\$0.00	\$0.00	\$0.00	\$0.00	\$0.00	\$0.00	0.00%
	Fund: PASO DEL NORTE HEALTH FOUNDATION - 26153	\$0.00	\$0.00	\$0.00	\$0.00	\$0.00	\$0.00	\$0.00	\$0.00	0.00%
26155.0000,41920.0000,000000.0000,00.0000	CONTRIBUTIONS AND DONATIONS FROM PRIVATE	\$0.00	\$0.00	\$0.00	\$0.00	\$0.00	\$0.00	\$0.00	\$0.00	0.00%
	Function: REVENUE/BALANCE SHEET - 0000	\$0.00	\$0.00	\$0.00	\$0.00	\$0.00	\$0.00	\$0.00	\$0.00	0.00%

Gadsden Independent Schools

Revenue Report - All Funds

From Date: 10/1/2016

To Date: 10/31/2016

Fiscal Year: 2016-2017

Include pre encumbrance

Print accounts with zero balance

Filter Encumbrance Detail by Date Range

Exclude inactive accounts with zero balance

Account Number	Description	Budget	Adjustments	GL Budget	Current	YTD	Balance	Encumbrance	Budget Bal	% Rem
Fund: CENTER FOR SERVICES LEARNING OPP IN ED - 26155		\$0.00	\$0.00	\$0.00	\$0.00	\$0.00	\$0.00	\$0.00	\$0.00	0.00%
26167.0000.41921.0000.000000.0000.00.0000	INSTRUCTIONAL - CATEGORICAL	\$0.00	\$0.00	\$0.00	\$0.00	\$0.00	\$0.00	\$0.00	\$0.00	0.00%
	Function: REVENUE/BALANCE SHEET - 0000	\$0.00	\$0.00	\$0.00	\$0.00	\$0.00	\$0.00	\$0.00	\$0.00	0.00%
	Fund: TOYOTA TAPESTRY - 26167	\$0.00	\$0.00	\$0.00	\$0.00	\$0.00	\$0.00	\$0.00	\$0.00	0.00%
26170.0000.41921.0000.000000.0000.00.0000	INSTRUCTIONAL - CATEGORICAL	\$0.00	\$0.00	\$0.00	\$0.00	\$0.00	\$0.00	\$0.00	\$0.00	0.00%
	Function: REVENUE/BALANCE SHEET - 0000	\$0.00	\$0.00	\$0.00	\$0.00	\$0.00	\$0.00	\$0.00	\$0.00	0.00%
	Fund: MICROSOFT SETTLEMENT FUNDS - 26170	\$0.00	\$0.00	\$0.00	\$0.00	\$0.00	\$0.00	\$0.00	\$0.00	0.00%
26175.0000.41921.0000.000000.0000.00.0000	INSTRUCTIONAL - CATEGORICAL	\$0.00	\$0.00	\$0.00	\$0.00	\$0.00	\$0.00	\$0.00	\$0.00	0.00%
	Function: REVENUE/BALANCE SHEET - 0000	\$0.00	\$0.00	\$0.00	\$0.00	\$0.00	\$0.00	\$0.00	\$0.00	0.00%
	Fund: QWEST FOUNDATION HOMEWORK HOTLINE - 26175	\$0.00	\$0.00	\$0.00	\$0.00	\$0.00	\$0.00	\$0.00	\$0.00	0.00%
26176.0000.41921.0000.000000.0000.00.0000	INSTRUCTIONAL - CATEGORICAL	\$0.00	\$0.00	\$0.00	\$0.00	\$0.00	\$0.00	\$0.00	\$0.00	0.00%
	Function: REVENUE/BALANCE SHEET - 0000	\$0.00	\$0.00	\$0.00	\$0.00	\$0.00	\$0.00	\$0.00	\$0.00	0.00%
	Fund: NM COMMUNITY FOUNDATION GRANT - 26176	\$0.00	\$0.00	\$0.00	\$0.00	\$0.00	\$0.00	\$0.00	\$0.00	0.00%
26179.0000.41921.0000.000000.0000.00.0000	INSTRUCTIONAL - CATEGORICAL	\$0.00	\$0.00	\$0.00	\$0.00	\$0.00	\$0.00	\$0.00	\$0.00	0.00%
	Function: REVENUE/BALANCE SHEET - 0000	\$0.00	\$0.00	\$0.00	\$0.00	\$0.00	\$0.00	\$0.00	\$0.00	0.00%
	Fund: A+ FOR ENERGY GRANT - 26179	\$0.00	\$0.00	\$0.00	\$0.00	\$0.00	\$0.00	\$0.00	\$0.00	0.00%
26204.0000.41921.0000.000000.0000.00.0000	INSTRUCTIONAL - CATEGORICAL	\$0.00	\$0.00	\$0.00	\$0.00	(\$200,045.10)	\$200,045.10	\$0.00	\$200,045.10	0.00%
26204.0000.41980.0000.000000.0000.00.0000	REFUND OF PRIOR YEAR'S EXPENDITURES	\$0.00	\$0.00	\$0.00	\$0.00	(\$228.50)	\$228.50	\$0.00	\$228.50	0.00%
	Function: REVENUE/BALANCE SHEET - 0000	\$0.00	\$0.00	\$0.00	\$0.00	(\$200,273.60)	\$200,273.60	\$0.00	\$200,273.60	0.00%
	Fund: SPACEPORT GRT GRANT - 26204	\$0.00	\$0.00	\$0.00	\$0.00	(\$200,273.60)	\$200,273.60	\$0.00	\$200,273.60	0.00%
26215.0000.41921.0000.000000.0000.00.0000	INSTRUCTIONAL - CATEGORICAL	\$0.00	\$0.00	\$0.00	\$0.00	\$0.00	\$0.00	\$0.00	\$0.00	0.00%
	Function: REVENUE/BALANCE SHEET - 0000	\$0.00	\$0.00	\$0.00	\$0.00	\$0.00	\$0.00	\$0.00	\$0.00	0.00%
	Fund: THE BRIDGE OF SOUTHERN NEW MEXICO - 26215	\$0.00	\$0.00	\$0.00	\$0.00	\$0.00	\$0.00	\$0.00	\$0.00	0.00%
27102.0000.43202.0000.000000.0000.00.0000	RESTRICTED GRANTS - STATE SOURCES	\$0.00	\$0.00	\$0.00	\$0.00	\$0.00	\$0.00	\$0.00	\$0.00	0.00%
	Function: REVENUE/BALANCE SHEET - 0000	\$0.00	\$0.00	\$0.00	\$0.00	\$0.00	\$0.00	\$0.00	\$0.00	0.00%
	Fund: NEW SCHOOL DEVELOPMENT - 27102	\$0.00	\$0.00	\$0.00	\$0.00	\$0.00	\$0.00	\$0.00	\$0.00	0.00%
27103.0000.43202.0000.000000.0000.00.0000	RESTRICTED GRANTS - STATE SOURCES	\$0.00	(\$32,402.00)	(\$32,402.00)	\$0.00	\$0.00	(\$32,402.00)	\$0.00	(\$32,402.00)	100.00%
	Function: REVENUE/BALANCE SHEET - 0000	\$0.00	(\$32,402.00)	(\$32,402.00)	\$0.00	\$0.00	(\$32,402.00)	\$0.00	(\$32,402.00)	100.00%
	Fund: 2009 DUAL CREDIT INSTRUCTIONAL MATERIALS - 27103	\$0.00	(\$32,402.00)	(\$32,402.00)	\$0.00	\$0.00	(\$32,402.00)	\$0.00	(\$32,402.00)	100.00%

Gadsden Independent Schools

Revenue Report - All Funds

From Date: 10/1/2016

To Date: 10/31/2016

Fiscal Year: 2016-2017

Include pre encumbrance

Print accounts with zero balance

Filter Encumbrance Detail by Date Range

Exclude inactive accounts with zero balance

Account Number	Description	Budget	Adjustments	GL Budget	Current	YTD	Balance	Encumbrance	Budget Bal	% Rem
27105.0000.43202.0000.000000.0000.00.0000	RESTRICTED GRANTS - STATE SOURCES	\$0.00	\$0.00	\$0.00	\$0.00	\$0.00	\$0.00	\$0.00	\$0.00	0.00%
	Function: REVENUE/BALANCE SHEET - 0000	\$0.00	\$0.00	\$0.00	\$0.00	\$0.00	\$0.00	\$0.00	\$0.00	0.00%
	Fund: GO BONDS-STUDENT LIBRARY FUND - 27105	\$0.00	\$0.00	\$0.00	\$0.00	\$0.00	\$0.00	\$0.00	\$0.00	0.00%
27106.0000.43202.0000.000000.0000.00.0000	RESTRICTED GRANTS - STATE SOURCES	\$0.00	\$0.00	\$0.00	\$0.00	\$0.00	\$0.00	\$0.00	\$0.00	0.00%
	Function: REVENUE/BALANCE SHEET - 0000	\$0.00	\$0.00	\$0.00	\$0.00	\$0.00	\$0.00	\$0.00	\$0.00	0.00%
	Fund: GO BONDS STUDENT LIBRARY FUND SB-1 - 27106	\$0.00	\$0.00	\$0.00	\$0.00	\$0.00	\$0.00	\$0.00	\$0.00	0.00%
27107.0000.43204.0000.000000.0000.00.0000	RESTRICTED GRANTS-STATE PY BALANCES	(\$102,325.00)	\$0.00	(\$102,325.00)	\$0.00	\$0.00	(\$102,325.00)	\$0.00	(\$102,325.00)	100.00%
	Function: REVENUE/BALANCE SHEET - 0000	(\$102,325.00)	\$0.00	(\$102,325.00)	\$0.00	\$0.00	(\$102,325.00)	\$0.00	(\$102,325.00)	100.00%
	Fund: 2012 GO BOND STUDENT LIBRARY - 27107	(\$102,325.00)	\$0.00	(\$102,325.00)	\$0.00	\$0.00	(\$102,325.00)	\$0.00	(\$102,325.00)	100.00%
27108.0000.43202.0000.000000.0000.00.0000	RESTRICTED GRANTS - STATE SOURCES	\$0.00	\$0.00	\$0.00	\$0.00	\$0.00	\$0.00	\$0.00	\$0.00	0.00%
27108.0000.43204.0000.000000.0000.00.0000	RESTRICTED GRANTS-STATE PY BALANCES	\$0.00	\$0.00	\$0.00	\$0.00	\$0.00	\$0.00	\$0.00	\$0.00	0.00%
	Function: REVENUE/BALANCE SHEET - 0000	\$0.00	\$0.00	\$0.00	\$0.00	\$0.00	\$0.00	\$0.00	\$0.00	0.00%
	Fund: PARCC READINESS - 27108	\$0.00	\$0.00	\$0.00	\$0.00	\$0.00	\$0.00	\$0.00	\$0.00	0.00%
27114.0000.43202.0000.000000.0000.00.0000	RESTRICTED GRANTS - STATE SOURCES	\$0.00	\$0.00	\$0.00	\$0.00	(\$14,218.22)	\$14,218.22	\$0.00	\$14,218.22	0.00%
	Function: REVENUE/BALANCE SHEET - 0000	\$0.00	\$0.00	\$0.00	\$0.00	(\$14,218.22)	\$14,218.22	\$0.00	\$14,218.22	0.00%
	Fund: NM READS TO LEAD! K-3 INITIATIVE - 27114	\$0.00	\$0.00	\$0.00	\$0.00	(\$14,218.22)	\$14,218.22	\$0.00	\$14,218.22	0.00%
27117.0000.43202.0000.000000.0000.00.0000	RESTRICTED GRANTS - STATE SOURCES	\$0.00	\$0.00	\$0.00	\$0.00	\$0.00	\$0.00	\$0.00	\$0.00	0.00%
	Function: REVENUE/BALANCE SHEET - 0000	\$0.00	\$0.00	\$0.00	\$0.00	\$0.00	\$0.00	\$0.00	\$0.00	0.00%
	Fund: TECHNOLOGY FOR EDUCATION PED - 27117	\$0.00	\$0.00	\$0.00	\$0.00	\$0.00	\$0.00	\$0.00	\$0.00	0.00%
27122.0000.41980.0000.000000.0000.00.0000	REFUND OF PRIOR YEAR'S EXPENDITURES	\$0.00	\$0.00	\$0.00	\$0.00	\$0.00	\$0.00	\$0.00	\$0.00	0.00%
27122.0000.43202.0000.000000.0000.00.0000	RESTRICTED GRANTS - STATE SOURCES	\$0.00	\$0.00	\$0.00	\$0.00	\$0.00	\$0.00	\$0.00	\$0.00	0.00%
	Function: REVENUE/BALANCE SHEET - 0000	\$0.00	\$0.00	\$0.00	\$0.00	\$0.00	\$0.00	\$0.00	\$0.00	0.00%
	Fund: TEACHER/SCHOOL LEADER STIPEND - 27122	\$0.00	\$0.00	\$0.00	\$0.00	\$0.00	\$0.00	\$0.00	\$0.00	0.00%
27129.0000.43202.0000.000000.0000.00.0000	RESTRICTED GRANTS - STATE SOURCES	\$0.00	\$0.00	\$0.00	\$0.00	\$0.00	\$0.00	\$0.00	\$0.00	0.00%
	Function: REVENUE/BALANCE SHEET - 0000	\$0.00	\$0.00	\$0.00	\$0.00	\$0.00	\$0.00	\$0.00	\$0.00	0.00%
	Fund: ADVANCED PLACEMENT PROGRAM - 27129	\$0.00	\$0.00	\$0.00	\$0.00	\$0.00	\$0.00	\$0.00	\$0.00	0.00%
27138.0000.43202.0000.000000.0000.00.0000	RESTRICTED GRANTS - STATE SOURCES	\$0.00	\$0.00	\$0.00	\$0.00	\$0.00	\$0.00	\$0.00	\$0.00	0.00%
	Function: REVENUE/BALANCE SHEET - 0000	\$0.00	\$0.00	\$0.00	\$0.00	\$0.00	\$0.00	\$0.00	\$0.00	0.00%

Gadsden Independent Schools

Revenue Report - All Funds

Fiscal Year: 2016-2017

From Date: 10/1/2016

To Date: 10/31/2016

Include pre encumbrance

Print accounts with zero balance

Filter Encumbrance Detail by Date Range

Exclude inactive accounts with zero balance

Account Number	Description	Budget	Adjustments	GL Budget	Current	YTD	Balance	Encumbrance	Budget Bal	% Rem
Fund: INCENTIVES FOR SCHOOL IMPR ACT PED - 27138		\$0.00	\$0.00	\$0.00	\$0.00	\$0.00	\$0.00	\$0.00	\$0.00	0.00%
27139.0000.43202.0000.000000.0000.00.0000	RESTRICTED GRANTS - STATE SOURCES	\$0.00	\$0.00	\$0.00	\$0.00	\$0.00	\$0.00	\$0.00	\$0.00	0.00%
	Function: REVENUE/BALANCE SHEET - 0000	\$0.00	\$0.00	\$0.00	\$0.00	\$0.00	\$0.00	\$0.00	\$0.00	0.00%
Fund: TRUANCY CYFD - 27139		\$0.00	\$0.00	\$0.00	\$0.00	\$0.00	\$0.00	\$0.00	\$0.00	0.00%
27140.0000.43202.0000.000000.0000.00.0000	RESTRICTED GRANTS - STATE SOURCES	\$0.00	\$0.00	\$0.00	\$0.00	\$0.00	\$0.00	\$0.00	\$0.00	0.00%
	Function: REVENUE/BALANCE SHEET - 0000	\$0.00	\$0.00	\$0.00	\$0.00	\$0.00	\$0.00	\$0.00	\$0.00	0.00%
Fund: FAMILY & YOUTH RESOURCE PRO PED - 27140		\$0.00	\$0.00	\$0.00	\$0.00	\$0.00	\$0.00	\$0.00	\$0.00	0.00%
27141.0000.43202.0000.000000.0000.00.0000	RESTRICTED GRANTS - STATE SOURCES	\$0.00	\$0.00	\$0.00	\$0.00	\$0.00	\$0.00	\$0.00	\$0.00	0.00%
	Function: REVENUE/BALANCE SHEET - 0000	\$0.00	\$0.00	\$0.00	\$0.00	\$0.00	\$0.00	\$0.00	\$0.00	0.00%
Fund: TRUANCY INITIATIVE PED - 27141		\$0.00	\$0.00	\$0.00	\$0.00	\$0.00	\$0.00	\$0.00	\$0.00	0.00%
27142.0000.43102.0000.000000.0000.00.0000	SDE STATE FLOWTHROUGH GRANTS	\$0.00	\$0.00	\$0.00	\$0.00	\$0.00	\$0.00	\$0.00	\$0.00	0.00%
	Function: REVENUE/BALANCE SHEET - 0000	\$0.00	\$0.00	\$0.00	\$0.00	\$0.00	\$0.00	\$0.00	\$0.00	0.00%
Fund: LEGIS APPRO - LAWS OF NM 2004 - 27142		\$0.00	\$0.00	\$0.00	\$0.00	\$0.00	\$0.00	\$0.00	\$0.00	0.00%
27145.0000.43202.0000.000000.0000.00.0000	RESTRICTED GRANTS - STATE SOURCES	\$0.00	\$0.00	\$0.00	\$0.00	\$0.00	\$0.00	\$0.00	\$0.00	0.00%
	Function: REVENUE/BALANCE SHEET - 0000	\$0.00	\$0.00	\$0.00	\$0.00	\$0.00	\$0.00	\$0.00	\$0.00	0.00%
Fund: LIBRARIES - GO BONDS-LAWS OF 2004 - 27145		\$0.00	\$0.00	\$0.00	\$0.00	\$0.00	\$0.00	\$0.00	\$0.00	0.00%
27147.0000.43202.0000.000000.0000.00.0000	RESTRICTED GRANTS - STATE SOURCES	\$0.00	\$0.00	\$0.00	\$0.00	\$0.00	\$0.00	\$0.00	\$0.00	0.00%
	Function: REVENUE/BALANCE SHEET - 0000	\$0.00	\$0.00	\$0.00	\$0.00	\$0.00	\$0.00	\$0.00	\$0.00	0.00%
Fund: FEDERAL RELIEF FUND - 27147		\$0.00	\$0.00	\$0.00	\$0.00	\$0.00	\$0.00	\$0.00	\$0.00	0.00%
27149.0000.41980.0000.000000.0000.00.0000	REFUND OF PRIOR YEAR'S EXPENDITURES	\$0.00	\$0.00	\$0.00	\$0.00	\$0.00	\$0.00	\$0.00	\$0.00	0.00%
27149.0000.43202.0000.000000.0000.00.0000	RESTRICTED GRANTS - STATE SOURCES	(\$1,999,179.00)	\$0.00	(\$1,999,179.00)	(\$166,626.49)	(\$552,889.52)	(\$1,446,289.48)	\$0.00	(\$1,446,289.48)	72.34%
	Function: REVENUE/BALANCE SHEET - 0000	(\$1,999,179.00)	\$0.00	(\$1,999,179.00)	(\$166,626.49)	(\$552,889.52)	(\$1,446,289.48)	\$0.00	(\$1,446,289.48)	72.34%
Fund: PREK INITIATIVE - 27149		(\$1,999,179.00)	\$0.00	(\$1,999,179.00)	(\$166,626.49)	(\$552,889.52)	(\$1,446,289.48)	\$0.00	(\$1,446,289.48)	72.34%
27154.0000.43202.0000.000000.0000.00.0000	RESTRICTED GRANTS - STATE SOURCES	\$0.00	\$0.00	\$0.00	\$0.00	\$0.00	\$0.00	\$0.00	\$0.00	0.00%
	Function: REVENUE/BALANCE SHEET - 0000	\$0.00	\$0.00	\$0.00	\$0.00	\$0.00	\$0.00	\$0.00	\$0.00	0.00%
Fund: BEGINNING TEACHER MENTORING PROGRAM - 27154		\$0.00	\$0.00	\$0.00	\$0.00	\$0.00	\$0.00	\$0.00	\$0.00	0.00%
27155.0000.43202.0000.000000.0000.00.0000	RESTRICTED GRANTS - STATE SOURCES	\$0.00	(\$182,251.00)	(\$182,251.00)	(\$19,186.20)	(\$19,186.20)	(\$163,064.80)	\$0.00	(\$163,064.80)	89.47%
	Function: REVENUE/BALANCE SHEET - 0000	\$0.00	(\$182,251.00)	(\$182,251.00)	(\$19,186.20)	(\$19,186.20)	(\$163,064.80)	\$0.00	(\$163,064.80)	89.47%
Fund: BREAKFAST FOR ELEMENTARY STUDENTS - 27155		\$0.00	(\$182,251.00)	(\$182,251.00)	(\$19,186.20)	(\$19,186.20)	(\$163,064.80)	\$0.00	(\$163,064.80)	89.47%

Gadsden Independent Schools

Revenue Report - All Funds

From Date: 10/1/2016

To Date: 10/31/2016

Fiscal Year: 2016-2017

Include pre encumbrance

Print accounts with zero balance

Filter Encumbrance Detail by Date Range

Exclude inactive accounts with zero balance

Account Number	Description	Budget	Adjustments	GL Budget	Current	YTD	Balance	Encumbrance	Budget Bal	% Rem
27163.0000.43202.0000.000000.0000.00.0000	RESTRICTED GRANTS - STATE SOURCES	\$0.00	\$0.00	\$0.00	\$0.00	\$0.00	\$0.00	\$0.00	\$0.00	0.00%
	Function: REVENUE/BALANCE SHEET - 0000	\$0.00	\$0.00	\$0.00	\$0.00	\$0.00	\$0.00	\$0.00	\$0.00	0.00%
	Fund: SCHOOL IN NEED OF IMPROVEMENT - 27163	\$0.00	\$0.00	\$0.00	\$0.00	\$0.00	\$0.00	\$0.00	\$0.00	0.00%
27164.0000.43202.0000.000000.0000.00.0000	RESTRICTED GRANTS - STATE SOURCES	\$0.00	\$0.00	\$0.00	\$0.00	\$0.00	\$0.00	\$0.00	\$0.00	0.00%
	Function: REVENUE/BALANCE SHEET - 0000	\$0.00	\$0.00	\$0.00	\$0.00	\$0.00	\$0.00	\$0.00	\$0.00	0.00%
	Fund: SCHOOL IMPROVEMENT FRAMEWORK - 27164	\$0.00	\$0.00	\$0.00	\$0.00	\$0.00	\$0.00	\$0.00	\$0.00	0.00%
27165.0000.43202.0000.000000.0000.00.0000	RESTRICTED GRANTS - STATE SOURCES	\$0.00	\$0.00	\$0.00	\$0.00	\$0.00	\$0.00	\$0.00	\$0.00	0.00%
	Function: REVENUE/BALANCE SHEET - 0000	\$0.00	\$0.00	\$0.00	\$0.00	\$0.00	\$0.00	\$0.00	\$0.00	0.00%
id: LEGIS APPROP-LAWS 2007 PROMISE FOR SUCCESS - 27165		\$0.00	\$0.00	\$0.00	\$0.00	\$0.00	\$0.00	\$0.00	\$0.00	0.00%
27166.0000.43202.0000.000000.0000.00.0000	RESTRICTED GRANTS - STATE SOURCES	(\$1,239,593.00)	\$0.00	(\$1,239,593.00)	(\$785,151.41)	(\$1,348,006.88)	\$108,413.88	\$0.00	\$108,413.88	-8.75%
	Function: REVENUE/BALANCE SHEET - 0000	(\$1,239,593.00)	\$0.00	(\$1,239,593.00)	(\$785,151.41)	(\$1,348,006.88)	\$108,413.88	\$0.00	\$108,413.88	-8.75%
	Fund: KINDERGARTEN-THREE PLUS - 27166	(\$1,239,593.00)	\$0.00	(\$1,239,593.00)	(\$785,151.41)	(\$1,348,006.88)	\$108,413.88	\$0.00	\$108,413.88	-8.75%
27168.0000.43202.0000.000000.0000.00.0000	RESTRICTED GRANTS - STATE SOURCES	\$0.00	\$0.00	\$0.00	\$0.00	\$0.00	\$0.00	\$0.00	\$0.00	0.00%
	Function: REVENUE/BALANCE SHEET - 0000	\$0.00	\$0.00	\$0.00	\$0.00	\$0.00	\$0.00	\$0.00	\$0.00	0.00%
	Fund: AFTER SCHOOL ENRICHMENT PROGRAM - 27168	\$0.00	\$0.00	\$0.00	\$0.00	\$0.00	\$0.00	\$0.00	\$0.00	0.00%
27169.0000.43202.0000.000000.0000.00.0000	RESTRICTED GRANTS - STATE SOURCES	\$0.00	\$0.00	\$0.00	\$0.00	\$0.00	\$0.00	\$0.00	\$0.00	0.00%
	Function: REVENUE/BALANCE SHEET - 0000	\$0.00	\$0.00	\$0.00	\$0.00	\$0.00	\$0.00	\$0.00	\$0.00	0.00%
	Fund: PRE-KINDERGARTEN-SPECIAL STATE - 27169	\$0.00	\$0.00	\$0.00	\$0.00	\$0.00	\$0.00	\$0.00	\$0.00	0.00%
27170.0000.43202.0000.000000.0000.00.0000	RESTRICTED GRANTS - STATE SOURCES	\$0.00	\$0.00	\$0.00	\$0.00	\$0.00	\$0.00	\$0.00	\$0.00	0.00%
	Function: REVENUE/BALANCE SHEET - 0000	\$0.00	\$0.00	\$0.00	\$0.00	\$0.00	\$0.00	\$0.00	\$0.00	0.00%
	Fund: LIBRARIES SB301 GO BONDS - 27170	\$0.00	\$0.00	\$0.00	\$0.00	\$0.00	\$0.00	\$0.00	\$0.00	0.00%
27171.0000.43202.0000.000000.0000.00.0000	RESTRICTED GRANTS - STATE SOURCES	\$0.00	\$0.00	\$0.00	\$0.00	\$0.00	\$0.00	\$0.00	\$0.00	0.00%
27171.0000.43204.0000.000000.0000.00.0000	RESTRICTED GRANTS-STATE PY BALANCES	\$0.00	\$0.00	\$0.00	\$0.00	\$0.00	\$0.00	\$0.00	\$0.00	0.00%
	Function: REVENUE/BALANCE SHEET - 0000	\$0.00	\$0.00	\$0.00	\$0.00	\$0.00	\$0.00	\$0.00	\$0.00	0.00%
	Fund: 2010 GOB INSTRUCTIONAL MATERIALS - 27171	\$0.00	\$0.00	\$0.00	\$0.00	\$0.00	\$0.00	\$0.00	\$0.00	0.00%
27176.0000.43202.0000.000000.0000.00.0000	RESTRICTED GRANTS - STATE SOURCES	\$0.00	\$0.00	\$0.00	\$0.00	\$0.00	\$0.00	\$0.00	\$0.00	0.00%
	Function: REVENUE/BALANCE SHEET - 0000	\$0.00	\$0.00	\$0.00	\$0.00	\$0.00	\$0.00	\$0.00	\$0.00	0.00%
	Fund: SCIENCE INSTRUCTIONAL MATERIALS K-12 - 27176	\$0.00	\$0.00	\$0.00	\$0.00	\$0.00	\$0.00	\$0.00	\$0.00	0.00%

Gadsden Independent Schools

Revenue Report - All Funds

From Date: 10/1/2016

To Date: 10/31/2016

Fiscal Year: 2016-2017

Include pre encumbrance

Print accounts with zero balance

Filter Encumbrance Detail by Date Range

Exclude inactive accounts with zero balance

Account Number	Description	Budget	Adjustments	GL Budget	Current	YTD	Balance	Encumbrance	Budget Bal	% Rem
27185.0000.43202.0000.000000.0000.00.0000	RESTRICTED GRANTS - STATE SOURCES	\$0.00	\$0.00	\$0.00	\$0.00	\$0.00	\$0.00	\$0.00	\$0.00	0.00%
	Function: REVENUE/BALANCE SHEET - 0000	\$0.00	\$0.00	\$0.00	\$0.00	\$0.00	\$0.00	\$0.00	\$0.00	0.00%
	Fund: NEXT GENERATION ASSESSMENTS - 27185	\$0.00	\$0.00	\$0.00	\$0.00	\$0.00	\$0.00	\$0.00	\$0.00	0.00%
27401.0000.41922.0000.000000.0000.00.0000	INSTRUCTIONAL SUPPORT - CATEGORICAL	\$0.00	\$0.00	\$0.00	\$0.00	\$0.00	\$0.00	\$0.00	\$0.00	0.00%
27401.0000.43202.0000.000000.0000.00.0000	RESTRICTED GRANTS - STATE SOURCES	\$0.00	\$0.00	\$0.00	\$0.00	\$0.00	\$0.00	\$0.00	\$0.00	0.00%
	Function: REVENUE/BALANCE SHEET - 0000	\$0.00	\$0.00	\$0.00	\$0.00	\$0.00	\$0.00	\$0.00	\$0.00	0.00%
	Fund: ALD4ALL/KELLOGG FOUNDATION - 27401	\$0.00	\$0.00	\$0.00	\$0.00	\$0.00	\$0.00	\$0.00	\$0.00	0.00%
27503.0000.43202.0000.000000.0000.00.0000	RESTRICTED GRANTS - STATE SOURCES	\$0.00	\$0.00	\$0.00	\$0.00	\$0.00	\$0.00	\$0.00	\$0.00	0.00%
	Function: REVENUE/BALANCE SHEET - 0000	\$0.00	\$0.00	\$0.00	\$0.00	\$0.00	\$0.00	\$0.00	\$0.00	0.00%
	Fund: RURAL REVITALIZATION ANTHONY ELEM - 27503	\$0.00	\$0.00	\$0.00	\$0.00	\$0.00	\$0.00	\$0.00	\$0.00	0.00%
27504.0000.43202.0000.000000.0000.00.0000	RESTRICTED GRANTS - STATE SOURCES	\$0.00	\$0.00	\$0.00	\$0.00	\$0.00	\$0.00	\$0.00	\$0.00	0.00%
	Function: REVENUE/BALANCE SHEET - 0000	\$0.00	\$0.00	\$0.00	\$0.00	\$0.00	\$0.00	\$0.00	\$0.00	0.00%
	Fund: MAKING SCHOOLS WORK OUTDOORS - 27504	\$0.00	\$0.00	\$0.00	\$0.00	\$0.00	\$0.00	\$0.00	\$0.00	0.00%
27523.0000.43202.0000.000000.0000.00.0000	RESTRICTED GRANTS - STATE SOURCES	\$0.00	\$0.00	\$0.00	\$0.00	\$0.00	\$0.00	\$0.00	\$0.00	0.00%
	Function: REVENUE/BALANCE SHEET - 0000	\$0.00	\$0.00	\$0.00	\$0.00	\$0.00	\$0.00	\$0.00	\$0.00	0.00%
	Fund: PARENT CONF & OUTREACH ACCOUNT - 27523	\$0.00	\$0.00	\$0.00	\$0.00	\$0.00	\$0.00	\$0.00	\$0.00	0.00%
27524.0000.43202.0000.000000.0000.00.0000	RESTRICTED GRANTS - STATE SOURCES	\$0.00	\$0.00	\$0.00	\$0.00	\$0.00	\$0.00	\$0.00	\$0.00	0.00%
	Function: REVENUE/BALANCE SHEET - 0000	\$0.00	\$0.00	\$0.00	\$0.00	\$0.00	\$0.00	\$0.00	\$0.00	0.00%
	Fund: DISTRICTWIDE DISCLIPLE ADVISORY COUNCIL - 27524	\$0.00	\$0.00	\$0.00	\$0.00	\$0.00	\$0.00	\$0.00	\$0.00	0.00%
27525.0000.43202.0000.000000.0000.00.0000	RESTRICTED GRANTS - STATE SOURCES	\$0.00	\$0.00	\$0.00	\$0.00	\$0.00	\$0.00	\$0.00	\$0.00	0.00%
	Function: REVENUE/BALANCE SHEET - 0000	\$0.00	\$0.00	\$0.00	\$0.00	\$0.00	\$0.00	\$0.00	\$0.00	0.00%
	Fund: PROMISE FOR SUCCESS - 27525	\$0.00	\$0.00	\$0.00	\$0.00	\$0.00	\$0.00	\$0.00	\$0.00	0.00%
27549.0000.43202.0000.000000.0000.00.0000	RESTRICTED GRANTS - STATE SOURCES	\$0.00	\$0.00	\$0.00	\$0.00	\$0.00	\$0.00	\$0.00	\$0.00	0.00%
	Function: REVENUE/BALANCE SHEET - 0000	\$0.00	\$0.00	\$0.00	\$0.00	\$0.00	\$0.00	\$0.00	\$0.00	0.00%
	Fund: 2008 LIBRARY BOOK FUND - 27549	\$0.00	\$0.00	\$0.00	\$0.00	\$0.00	\$0.00	\$0.00	\$0.00	0.00%
28120.0000.43214.0000.000000.0000.00.0000	STATE MATCH CARRYOVER - SB9	(\$21,627.00)	\$0.00	(\$21,627.00)	\$0.00	\$0.00	(\$21,627.00)	\$0.00	(\$21,627.00)	100.00%
	Function: REVENUE/BALANCE SHEET - 0000	(\$21,627.00)	\$0.00	(\$21,627.00)	\$0.00	\$0.00	(\$21,627.00)	\$0.00	(\$21,627.00)	100.00%
	Fund: NM STATE HIGHWAY DEPT - 28120	(\$21,627.00)	\$0.00	(\$21,627.00)	\$0.00	\$0.00	(\$21,627.00)	\$0.00	(\$21,627.00)	100.00%

Gadsden Independent Schools

Revenue Report - All Funds

From Date: 10/1/2016

To Date: 10/31/2016

Fiscal Year: 2016-2017

Include pre encumbrance

Print accounts with zero balance

Filter Encumbrance Detail by Date Range

Exclude inactive accounts with zero balance

Account Number	Description	Budget	Adjustments	GL Budget	Current	YTD	Balance	Encumbrance	Budget Bal	% Rem
28140.0000.43203.0000.000000.0000.00.0000	STATE DIRECT GRANTS	\$0.00	\$0.00	\$0.00	\$0.00	\$0.00	\$0.00	\$0.00	\$0.00	0.00%
	Function: REVENUE/BALANCE SHEET - 0000	\$0.00	\$0.00	\$0.00	\$0.00	\$0.00	\$0.00	\$0.00	\$0.00	0.00%
	Fund: COORDINATED APPROACH TO CHILD HEALTH - 28140	\$0.00	\$0.00	\$0.00	\$0.00	\$0.00	\$0.00	\$0.00	\$0.00	0.00%
28145.0000.43103.0000.000000.0000.00.0000	OTHER GRANTS	\$0.00	\$0.00	\$0.00	\$0.00	\$0.00	\$0.00	\$0.00	\$0.00	0.00%
	Function: REVENUE/BALANCE SHEET - 0000	\$0.00	\$0.00	\$0.00	\$0.00	\$0.00	\$0.00	\$0.00	\$0.00	0.00%
	Fund: DWI NM LOCAL GRANT FUND - 28145	\$0.00	\$0.00	\$0.00	\$0.00	\$0.00	\$0.00	\$0.00	\$0.00	0.00%
28155.0000.43103.0000.000000.0000.00.0000	OTHER GRANTS	\$0.00	\$0.00	\$0.00	\$0.00	\$0.00	\$0.00	\$0.00	\$0.00	0.00%
28155.0000.43203.0000.000000.0000.00.0000	STATE DIRECT GRANTS	\$0.00	\$0.00	\$0.00	\$0.00	\$0.00	\$0.00	\$0.00	\$0.00	0.00%
	Function: REVENUE/BALANCE SHEET - 0000	\$0.00	\$0.00	\$0.00	\$0.00	\$0.00	\$0.00	\$0.00	\$0.00	0.00%
	Fund: HEALTHIER SCHOOLS DOH - 28155	\$0.00	\$0.00	\$0.00	\$0.00	\$0.00	\$0.00	\$0.00	\$0.00	0.00%
28158.0000.43203.0000.000000.0000.00.0000	STATE DIRECT GRANTS	\$0.00	\$0.00	\$0.00	\$0.00	\$0.00	\$0.00	\$0.00	\$0.00	0.00%
	Function: REVENUE/BALANCE SHEET - 0000	\$0.00	\$0.00	\$0.00	\$0.00	\$0.00	\$0.00	\$0.00	\$0.00	0.00%
	Fund: SUICIDE PREVENTION - 28158	\$0.00	\$0.00	\$0.00	\$0.00	\$0.00	\$0.00	\$0.00	\$0.00	0.00%
28172.0000.43103.0000.000000.0000.00.0000	OTHER GRANTS	\$0.00	\$0.00	\$0.00	\$0.00	\$0.00	\$0.00	\$0.00	\$0.00	0.00%
	Function: REVENUE/BALANCE SHEET - 0000	\$0.00	\$0.00	\$0.00	\$0.00	\$0.00	\$0.00	\$0.00	\$0.00	0.00%
	Fund: SCHOOL TO WORK/NM WORKS PROJ NMSU - 28172	\$0.00	\$0.00	\$0.00	\$0.00	\$0.00	\$0.00	\$0.00	\$0.00	0.00%
28178.0000.41980.0000.000000.0000.00.0000	REFUND OF PRIOR YEAR'S EXPENDITURES	\$0.00	\$0.00	\$0.00	\$0.00	\$0.00	\$0.00	\$0.00	\$0.00	0.00%
28178.0000.43203.0000.000000.0000.00.0000	STATE DIRECT GRANTS	\$0.00	\$0.00	\$0.00	\$0.00	\$0.00	\$0.00	\$0.00	\$0.00	0.00%
	Function: REVENUE/BALANCE SHEET - 0000	\$0.00	\$0.00	\$0.00	\$0.00	\$0.00	\$0.00	\$0.00	\$0.00	0.00%
	Fund: GEAR-UP - 28178	\$0.00	\$0.00	\$0.00	\$0.00	\$0.00	\$0.00	\$0.00	\$0.00	0.00%
28185.0000.43203.0000.000000.0000.00.0000	STATE DIRECT GRANTS	\$0.00	\$0.00	\$0.00	\$0.00	\$0.00	\$0.00	\$0.00	\$0.00	0.00%
	Function: REVENUE/BALANCE SHEET - 0000	\$0.00	\$0.00	\$0.00	\$0.00	\$0.00	\$0.00	\$0.00	\$0.00	0.00%
	Fund: OUTDOOR CLASSROOM INITIATIVE - 28185	\$0.00	\$0.00	\$0.00	\$0.00	\$0.00	\$0.00	\$0.00	\$0.00	0.00%
28191.0000.43203.0000.000000.0000.00.0000	STATE DIRECT GRANTS	\$0.00	\$0.00	\$0.00	\$0.00	\$0.00	\$0.00	\$0.00	\$0.00	0.00%
	Function: REVENUE/BALANCE SHEET - 0000	\$0.00	\$0.00	\$0.00	\$0.00	\$0.00	\$0.00	\$0.00	\$0.00	0.00%
	Fund: SMART START K-3+ - 28191	\$0.00	\$0.00	\$0.00	\$0.00	\$0.00	\$0.00	\$0.00	\$0.00	0.00%
28193.0000.43203.0000.000000.0000.00.0000	STATE DIRECT GRANTS	(\$101,430.00)	(\$405,720.00)	(\$507,150.00)	\$0.00	(\$151,709.41)	(\$355,440.59)	\$0.00	(\$355,440.59)	70.09%
	Function: REVENUE/BALANCE SHEET - 0000	(\$101,430.00)	(\$405,720.00)	(\$507,150.00)	\$0.00	(\$151,709.41)	(\$355,440.59)	\$0.00	(\$355,440.59)	70.09%
	Fund: CYFD PARENTS AS TEACHERS MODEL - 28193	(\$101,430.00)	(\$405,720.00)	(\$507,150.00)	\$0.00	(\$151,709.41)	(\$355,440.59)	\$0.00	(\$355,440.59)	70.09%

Gadsden Independent Schools

Revenue Report - All Funds

From Date: 10/1/2016

To Date: 10/31/2016

Fiscal Year: 2016-2017

Include pre encumbrance

Print accounts with zero balance

Filter Encumbrance Detail by Date Range

Exclude inactive accounts with zero balance

Account Number	Description	Budget	Adjustments	GL Budget	Current	YTD	Balance	Encumbrance	Budget Bal	% Rem
29102.0000.41921.0000.000000.0000.00.0000	INSTRUCTIONAL - CATEGORICAL	\$0.00	\$0.00	\$0.00	\$0.00	\$0.00	\$0.00	\$0.00	\$0.00	0.00%
29102.0000.43103.0000.000000.0000.00.0000	OTHER GRANTS	\$0.00	\$0.00	\$0.00	\$0.00	\$0.00	\$0.00	\$0.00	\$0.00	0.00%
	Function: REVENUE/BALANCE SHEET - 0000	\$0.00	\$0.00	\$0.00	\$0.00	\$0.00	\$0.00	\$0.00	\$0.00	0.00%
	Fund: PRIVATE DIR GRANTS (CATEGORICAL) - 29102	\$0.00	\$0.00	\$0.00	\$0.00	\$0.00	\$0.00	\$0.00	\$0.00	0.00%
29103.0000.41922.0000.000000.0000.00.0000	INSTRUCTIONAL SUPPORT - CATEGORICAL	\$0.00	\$0.00	\$0.00	\$0.00	\$0.00	\$0.00	\$0.00	\$0.00	0.00%
	Function: REVENUE/BALANCE SHEET - 0000	\$0.00	\$0.00	\$0.00	\$0.00	\$0.00	\$0.00	\$0.00	\$0.00	0.00%
	Fund: NEW MEXICO TEEN PREGNANCY COALITION - 29103	\$0.00	\$0.00	\$0.00	\$0.00	\$0.00	\$0.00	\$0.00	\$0.00	0.00%
29114.0000.41921.0000.000000.0000.00.0000	INSTRUCTIONAL - CATEGORICAL	\$0.00	\$0.00	\$0.00	\$0.00	\$0.00	\$0.00	\$0.00	\$0.00	0.00%
	Function: REVENUE/BALANCE SHEET - 0000	\$0.00	\$0.00	\$0.00	\$0.00	\$0.00	\$0.00	\$0.00	\$0.00	0.00%
	Fund: MCCUNE CHARITABLE FOUNDATION - 29114	\$0.00	\$0.00	\$0.00	\$0.00	\$0.00	\$0.00	\$0.00	\$0.00	0.00%
29130.0000.43203.0000.000000.0000.00.0000	STATE DIRECT GRANTS	\$0.00	\$0.00	\$0.00	\$0.00	\$0.00	\$0.00	\$0.00	\$0.00	0.00%
	Function: REVENUE/BALANCE SHEET - 0000	\$0.00	\$0.00	\$0.00	\$0.00	\$0.00	\$0.00	\$0.00	\$0.00	0.00%
	Fund: SCHOOL BASED HEALTH CENTER - 29130	\$0.00	\$0.00	\$0.00	\$0.00	\$0.00	\$0.00	\$0.00	\$0.00	0.00%
29135.0000.41280.0000.000000.0000.00.0000	REVENUE IN LIEU OF TAXES - OTHER LOCAL GOVERNMENTA	\$0.00	\$0.00	\$0.00	\$0.00	\$0.00	\$0.00	\$0.00	\$0.00	0.00%
29135.0000.41980.0000.000000.0000.00.0000	REFUND OF PRIOR YEAR'S EXPENDITURES	\$0.00	\$0.00	\$0.00	\$0.00	\$0.00	\$0.00	\$0.00	\$0.00	0.00%
	Function: REVENUE/BALANCE SHEET - 0000	\$0.00	\$0.00	\$0.00	\$0.00	\$0.00	\$0.00	\$0.00	\$0.00	0.00%
	Fund: IND REV BONDS PILOT - 29135	\$0.00	\$0.00	\$0.00	\$0.00	\$0.00	\$0.00	\$0.00	\$0.00	0.00%
31100.0000.41500.0000.000000.0000.00.0000	INVESTMENT INCOME	(\$8,000.00)	\$0.00	(\$8,000.00)	(\$981.19)	(\$4,085.27)	(\$3,914.73)	\$0.00	(\$3,914.73)	48.93%
31100.0000.41953.0000.000000.0000.00.0000	INSURANCE RECOVERIES	\$0.00	\$0.00	\$0.00	\$0.00	\$0.00	\$0.00	\$0.00	\$0.00	0.00%
31100.0000.41980.0000.000000.0000.00.0000	REFUND OF PRIOR YEAR'S EXPENDITURES	\$0.00	\$0.00	\$0.00	\$0.00	(\$721.25)	\$721.25	\$0.00	\$721.25	0.00%
31100.0000.45110.0000.000000.0000.00.0000	BOND PRINCIPAL	(\$9,500,000.00)	\$0.00	(\$9,500,000.00)	(\$9,310,000.00)	(\$9,500,000.00)	\$0.00	\$0.00	\$0.00	0.00%
	Function: REVENUE/BALANCE SHEET - 0000	(\$9,508,000.00)	\$0.00	(\$9,508,000.00)	(\$9,310,981.19)	(\$9,504,806.52)	(\$3,193.48)	\$0.00	(\$3,193.48)	0.03%
	Fund: BOND BUILDING - 31100	(\$9,508,000.00)	\$0.00	(\$9,508,000.00)	(\$9,310,981.19)	(\$9,504,806.52)	(\$3,193.48)	\$0.00	(\$3,193.48)	0.03%
31200.0000.41500.0000.000000.0000.00.0000	INVESTMENT INCOME	\$0.00	\$0.00	\$0.00	\$0.00	\$0.00	\$0.00	\$0.00	\$0.00	0.00%
31200.0000.41980.0000.000000.0000.00.0000	REFUND OF PRIOR YEAR'S EXPENDITURES	\$0.00	\$0.00	\$0.00	\$0.00	\$0.00	\$0.00	\$0.00	\$0.00	0.00%
31200.0000.43209.0000.000000.0000.00.0000	PSCOC AWARDS	\$0.00	\$0.00	\$0.00	\$0.00	\$0.00	\$0.00	\$0.00	\$0.00	0.00%
	Function: REVENUE/BALANCE SHEET - 0000	\$0.00	\$0.00	\$0.00	\$0.00	\$0.00	\$0.00	\$0.00	\$0.00	0.00%
	Fund: PUBLIC SCHOOL CAPITAL OUTLAY - 31200	\$0.00	\$0.00	\$0.00	\$0.00	\$0.00	\$0.00	\$0.00	\$0.00	0.00%
31300.0000.41500.0000.000000.0000.00.0000	INVESTMENT INCOME	\$0.00	\$0.00	\$0.00	\$0.00	\$0.00	\$0.00	\$0.00	\$0.00	0.00%
31300.0000.41931.0000.000000.0000.00.0000	SPECIAL BUILDING - LOCAL	\$0.00	\$0.00	\$0.00	\$0.00	\$0.00	\$0.00	\$0.00	\$0.00	0.00%

Gadsden Independent Schools

Revenue Report - All Funds

From Date: 10/1/2016

To Date: 10/31/2016

Fiscal Year: 2016-2017

Include pre encumbrance

Print accounts with zero balance

Filter Encumbrance Detail by Date Range

Exclude inactive accounts with zero balance

Account Number	Description	Budget	Adjustments	GL Budget	Current	YTD	Balance	Encumbrance	Budget Bal	% Rem
Function: REVENUE/BALANCE SHEET - 0000		\$0.00	\$0.00	\$0.00	\$0.00	\$0.00	\$0.00	\$0.00	\$0.00	0.00%
Fund: SPECIAL CAPITAL OUTLAY-LOCAL - 31300		\$0.00	\$0.00	\$0.00	\$0.00	\$0.00	\$0.00	\$0.00	\$0.00	0.00%
31400.0000.41500.0000.000000.0000.00.0000	INVESTMENT INCOME	\$0.00	\$0.00	\$0.00	\$0.00	\$0.00	\$0.00	\$0.00	\$0.00	0.00%
31400.0000.43202.0000.000000.0000.00.0000	RESTRICTED GRANTS - STATE SOURCES	\$0.00	\$0.00	\$0.00	\$0.00	\$0.00	\$0.00	\$0.00	\$0.00	0.00%
31400.0000.43204.0000.000000.0000.00.0000	RESTRICTED GRANTS-STATE PY BALANCES	\$0.00	\$0.00	\$0.00	\$0.00	\$0.00	\$0.00	\$0.00	\$0.00	0.00%
31400.0000.43210.0000.000000.0000.00.0000	SPECIAL CAPITAL OUTLAY - STATE	\$0.00	\$0.00	\$0.00	\$0.00	\$0.00	\$0.00	\$0.00	\$0.00	0.00%
Function: REVENUE/BALANCE SHEET - 0000		\$0.00	\$0.00	\$0.00	\$0.00	\$0.00	\$0.00	\$0.00	\$0.00	0.00%
Fund: SPECIAL CAPITAL OUTLAY-STATE - 31400		\$0.00	\$0.00	\$0.00	\$0.00	\$0.00	\$0.00	\$0.00	\$0.00	0.00%
31700.0000.41110.0000.000000.0000.00.0000	AD VALOREM TAXES - SCHOOL DISTRICT	\$0.00	\$0.00	\$0.00	\$0.00	\$0.00	\$0.00	\$0.00	\$0.00	0.00%
31700.0000.41500.0000.000000.0000.00.0000	INVESTMENT INCOME	\$0.00	\$0.00	\$0.00	\$0.00	\$0.00	\$0.00	\$0.00	\$0.00	0.00%
31700.0000.41953.0000.000000.0000.00.0000	INSURANCE RECOVERIES	\$0.00	\$0.00	\$0.00	(\$410.00)	(\$410.00)	\$410.00	\$0.00	\$410.00	0.00%
31700.0000.41980.0000.000000.0000.00.0000	REFUND OF PRIOR YEAR'S EXPENDITURES	\$0.00	\$0.00	\$0.00	\$0.00	(\$9,570.50)	\$9,570.50	\$0.00	\$9,570.50	0.00%
31700.0000.43202.0000.000000.0000.00.0000	RESTRICTED GRANTS - STATE SOURCES	\$0.00	\$0.00	\$0.00	\$0.00	\$0.00	\$0.00	\$0.00	\$0.00	0.00%
31700.0000.43204.0000.000000.0000.00.0000	RESTRICTED GRANTS-STATE PY BALANCES	(\$2,996,618.00)	\$0.00	(\$2,996,618.00)	\$0.00	(\$600,827.80)	(\$2,395,790.20)	\$0.00	(\$2,395,790.20)	79.95%
Function: REVENUE/BALANCE SHEET - 0000		(\$2,996,618.00)	\$0.00	(\$2,996,618.00)	(\$410.00)	(\$610,808.30)	(\$2,385,809.70)	\$0.00	(\$2,385,809.70)	79.62%
Fund: CAPITAL IMPROVEMENTS SB-9 (STATE MATCH) - 31700		(\$2,996,618.00)	\$0.00	(\$2,996,618.00)	(\$410.00)	(\$610,808.30)	(\$2,385,809.70)	\$0.00	(\$2,385,809.70)	79.62%
31701.0000.41110.0000.000000.0000.00.0000	AD VALOREM TAXES - SCHOOL DISTRICT	(\$1,817,596.00)	\$0.00	(\$1,817,596.00)	(\$6,737.11)	(\$66,976.21)	(\$1,750,619.79)	\$0.00	(\$1,750,619.79)	96.32%
31701.0000.41500.0000.000000.0000.00.0000	INVESTMENT INCOME	\$0.00	\$0.00	\$0.00	(\$36.88)	(\$119.22)	\$119.22	\$0.00	\$119.22	0.00%
31701.0000.41953.0000.000000.0000.00.0000	INSURANCE RECOVERIES	\$0.00	\$0.00	\$0.00	\$0.00	\$0.00	\$0.00	\$0.00	\$0.00	0.00%
31701.0000.41980.0000.000000.0000.00.0000	REFUND OF PRIOR YEAR'S EXPENDITURES	\$0.00	\$0.00	\$0.00	\$0.00	\$0.00	\$0.00	\$0.00	\$0.00	0.00%
31701.0000.43202.0000.000000.0000.00.0000	RESTRICTED GRANTS - STATE SOURCES	\$0.00	\$0.00	\$0.00	\$0.00	\$0.00	\$0.00	\$0.00	\$0.00	0.00%
31701.0000.43204.0000.000000.0000.00.0000	RESTRICTED GRANTS-STATE PY BALANCES	\$0.00	\$0.00	\$0.00	\$0.00	\$0.00	\$0.00	\$0.00	\$0.00	0.00%
Function: REVENUE/BALANCE SHEET - 0000		(\$1,817,596.00)	\$0.00	(\$1,817,596.00)	(\$6,773.99)	(\$67,095.43)	(\$1,750,500.57)	\$0.00	(\$1,750,500.57)	96.31%
Fund: CAPITAL IMPROVEMENTS SB-9 (LOCAL) - 31701		(\$1,817,596.00)	\$0.00	(\$1,817,596.00)	(\$6,773.99)	(\$67,095.43)	(\$1,750,500.57)	\$0.00	(\$1,750,500.57)	96.31%
31800.0000.43102.0000.000000.0000.00.0000	SDE STATE FLOWTHROUGH GRANTS	\$0.00	\$0.00	\$0.00	\$0.00	\$0.00	\$0.00	\$0.00	\$0.00	0.00%
Function: REVENUE/BALANCE SHEET - 0000		\$0.00	\$0.00	\$0.00	\$0.00	\$0.00	\$0.00	\$0.00	\$0.00	0.00%
Fund: ENERGY EFFICIENCY ACT - 31800		\$0.00	\$0.00	\$0.00	\$0.00	\$0.00	\$0.00	\$0.00	\$0.00	0.00%
31900.0000.41500.0000.000000.0000.00.0000	INVESTMENT INCOME	\$0.00	\$0.00	\$0.00	\$0.00	\$0.00	\$0.00	\$0.00	\$0.00	0.00%
31900.0000.41980.0000.000000.0000.00.0000	REFUND OF PRIOR YEAR'S EXPENDITURES	\$0.00	\$0.00	\$0.00	\$0.00	\$0.00	\$0.00	\$0.00	\$0.00	0.00%
31900.0000.45110.0000.000000.0000.00.0000	BOND PRINCIPAL	(\$2,000,000.00)	\$0.00	(\$2,000,000.00)	(\$2,000,000.00)	(\$2,000,000.00)	\$0.00	\$0.00	\$0.00	0.00%
Function: REVENUE/BALANCE SHEET - 0000		(\$2,000,000.00)	\$0.00	(\$2,000,000.00)	(\$2,000,000.00)	(\$2,000,000.00)	\$0.00	\$0.00	\$0.00	0.00%

Gadsden Independent Schools

Revenue Report - All Funds

From Date: 10/1/2016 To Date: 10/31/2016

Fiscal Year: 2016-2017

- Include pre encumbrance Print accounts with zero balance Filter Encumbrance Detail by Date Range
 Exclude inactive accounts with zero balance

Account Number	Description	Budget	Adjustments	GL Budget	Current	YTD	Balance	Encumbrance	Budget Bal	% Rem
Fund: ED. TECHNOLOGY EQUIPMENT ACT - 31900		(\$2,000,000.00)	\$0.00	(\$2,000,000.00)	(\$2,000,000.00)	(\$2,000,000.00)	\$0.00	\$0.00	\$0.00	0.00%
32100.0000.41110.0000.000000.0000.00.0000	AD VALOREM TAXES - SCHOOL DISTRICT	\$0.00	\$0.00	\$0.00	\$0.00	\$0.00	\$0.00	\$0.00	\$0.00	0.00%
Function: REVENUE/BALANCE SHEET - 0000		\$0.00	\$0.00	\$0.00	\$0.00	\$0.00	\$0.00	\$0.00	\$0.00	0.00%
Fund: PUBLIC SCHOOL CAP. OUTLAY-20% - 32100		\$0.00	\$0.00	\$0.00	\$0.00	\$0.00	\$0.00	\$0.00	\$0.00	0.00%
41000.0000.41110.0000.000000.0000.00.0000	AD VALOREM TAXES - SCHOOL DISTRICT	(\$10,915,468.00)	\$0.00	(\$10,915,468.00)	(\$35,536.63)	(\$353,293.09)	(\$10,562,174.91)	\$0.00	(\$10,562,174.91)	96.76%
41000.0000.41500.0000.000000.0000.00.0000	INVESTMENT INCOME	\$0.00	\$0.00	\$0.00	\$0.00	\$0.00	\$0.00	\$0.00	\$0.00	0.00%
41000.0000.45120.0000.000000.0000.00.0000	PREMIUM OR DISCOUNT ON THE ISSUANCE OF BONDS	\$0.00	\$0.00	\$0.00	(\$237,990.90)	(\$237,990.90)	\$237,990.90	\$0.00	\$237,990.90	0.00%
Function: REVENUE/BALANCE SHEET - 0000		(\$10,915,468.00)	\$0.00	(\$10,915,468.00)	(\$273,527.53)	(\$591,283.99)	(\$10,324,184.01)	\$0.00	(\$10,324,184.01)	94.58%
Fund: DEBT SERVICES - 41000		(\$10,915,468.00)	\$0.00	(\$10,915,468.00)	(\$273,527.53)	(\$591,283.99)	(\$10,324,184.01)	\$0.00	(\$10,324,184.01)	94.58%
43000.0000.41110.0000.000000.0000.00.0000	AD VALOREM TAXES - SCHOOL DISTRICT	(\$4,012,000.00)	\$0.00	(\$4,012,000.00)	(\$13,270.46)	(\$131,280.96)	(\$3,880,719.04)	\$0.00	(\$3,880,719.04)	96.73%
43000.0000.41500.0000.000000.0000.00.0000	INVESTMENT INCOME	\$0.00	\$0.00	\$0.00	\$0.00	\$0.00	\$0.00	\$0.00	\$0.00	0.00%
43000.0000.45120.0000.000000.0000.00.0000	PREMIUM OR DISCOUNT ON THE ISSUANCE OF BONDS	\$0.00	\$0.00	\$0.00	\$0.00	\$0.00	\$0.00	\$0.00	\$0.00	0.00%
Function: REVENUE/BALANCE SHEET - 0000		(\$4,012,000.00)	\$0.00	(\$4,012,000.00)	(\$13,270.46)	(\$131,280.96)	(\$3,880,719.04)	\$0.00	(\$3,880,719.04)	96.73%
Fund: TOTAL ED. TECH. DEBT SERVICE SUBFUND - 43000		(\$4,012,000.00)	\$0.00	(\$4,012,000.00)	(\$13,270.46)	(\$131,280.96)	(\$3,880,719.04)	\$0.00	(\$3,880,719.04)	96.73%
Grand Total:		(\$163,880,078.00)	(\$1,139,317.00)	(\$165,019,395.00)	(\$24,382,353.56)	(\$60,184,509.79)	(\$104,834,885.21)	\$0.00	(\$104,834,885.21)	63.53%

End of Report

Gadsden Independent Schools

BUDGET AND EXP REPORT-FUND TOTALS

From Date: 10/1/2016

To Date: 10/31/2016

Fiscal Year: 2016-2017

Include pre encumbrance

Print accounts with zero balance

Filter Encumbrance Detail by Date Range

Exclude inactive accounts with zero balance

Account Number	Description	Budget	Adjustments	GL Budget	Current	YTD	Balance	Encumbrance	Budget Bal	% Rem
11000.0000.00000.0000.000000.000000.00.0000	SUMMARY	\$118,665,101.00	\$0.00	\$118,665,101.00	\$8,190,528.12	\$28,971,440.67	\$89,693,660.33	\$69,578,969.41	\$20,114,690.92	16.95%
	Fund: OPERATIONAL - 11000	\$118,665,101.00	\$0.00	\$118,665,101.00	\$8,190,528.12	\$28,971,440.67	\$89,693,660.33	\$69,578,969.41	\$20,114,690.92	16.95%
13000.0000.00000.0000.000000.000000.00.0000	SUMMARY	\$5,052,871.00	\$0.00	\$5,052,871.00	\$493,483.03	\$1,596,654.34	\$3,456,216.66	\$3,442,780.79	\$13,435.87	0.27%
	Fund: PUPIL TRANSPORTATION - 13000	\$5,052,871.00	\$0.00	\$5,052,871.00	\$493,483.03	\$1,596,654.34	\$3,456,216.66	\$3,442,780.79	\$13,435.87	0.27%
14000.0000.00000.0000.000000.000000.00.0000	SUMMARY	\$1,539,833.00	\$0.00	\$1,539,833.00	\$75,957.31	\$167,590.94	\$1,372,242.06	\$42,725.86	\$1,329,516.20	86.34%
	Fund: INSTRUCTIONAL MATERIALS - 14000	\$1,539,833.00	\$0.00	\$1,539,833.00	\$75,957.31	\$167,590.94	\$1,372,242.06	\$42,725.86	\$1,329,516.20	86.34%
21000.0000.00000.0000.000000.000000.00.0000	SUMMARY	\$18,872,267.00	\$0.00	\$18,872,267.00	\$724,085.36	\$2,374,696.77	\$16,497,570.23	\$6,367,513.62	\$10,130,056.61	53.68%
	Fund: FOOD SERVICES - 21000	\$18,872,267.00	\$0.00	\$18,872,267.00	\$724,085.36	\$2,374,696.77	\$16,497,570.23	\$6,367,513.62	\$10,130,056.61	53.68%
22000.0000.00000.0000.000000.000000.00.0000	SUMMARY	\$730,782.00	\$0.00	\$730,782.00	\$0.00	\$1,534.93	\$729,247.07	\$3,050.60	\$726,196.47	99.37%
	Fund: ATHLETICS - 22000	\$730,782.00	\$0.00	\$730,782.00	\$0.00	\$1,534.93	\$729,247.07	\$3,050.60	\$726,196.47	99.37%
23000.0000.00000.0000.000000.000000.00.0000	SUMMARY	\$920,598.00	\$0.00	\$920,598.00	\$57,178.03	\$128,471.85	\$792,126.15	\$58,651.48	\$733,474.67	79.67%
	Fund: NON-INSTRUCTIONAL SUPPORT - 23000	\$920,598.00	\$0.00	\$920,598.00	\$57,178.03	\$128,471.85	\$792,126.15	\$58,651.48	\$733,474.67	79.67%
24101.0000.00000.0000.000000.000000.00.0000	SUMMARY	\$7,807,127.00	\$0.00	\$7,807,127.00	\$546,892.96	\$1,626,746.80	\$6,180,380.20	\$4,226,639.45	\$1,953,740.75	25.03%
	Fund: TITLE I - IASA - 24101	\$7,807,127.00	\$0.00	\$7,807,127.00	\$546,892.96	\$1,626,746.80	\$6,180,380.20	\$4,226,639.45	\$1,953,740.75	25.03%
24103.0000.00000.0000.000000.000000.00.0000	SUMMARY	\$107,936.00	\$129,858.00	\$237,794.00	\$8,488.35	\$13,132.96	\$224,661.04	\$28,725.27	\$195,935.77	82.40%
	Fund: MIGRANT CHILDREN EDUCATION - 24103	\$107,936.00	\$129,858.00	\$237,794.00	\$8,488.35	\$13,132.96	\$224,661.04	\$28,725.27	\$195,935.77	82.40%
24106.0000.00000.0000.000000.000000.00.0000	SUMMARY	\$2,851,750.00	\$0.00	\$2,851,750.00	\$212,180.79	\$758,388.74	\$2,093,361.26	\$1,721,163.40	\$372,197.86	13.05%
	Fund: ENTITLEMENT IDEA-B - 24106	\$2,851,750.00	\$0.00	\$2,851,750.00	\$212,180.79	\$758,388.74	\$2,093,361.26	\$1,721,163.40	\$372,197.86	13.05%
24109.0000.00000.0000.000000.000000.00.0000	SUMMARY	\$72,271.00	\$0.00	\$72,271.00	\$4,095.28	\$17,735.41	\$54,535.59	\$33,146.64	\$21,388.95	29.60%
	Fund: PRESCHOOL IDEA-B - 24109	\$72,271.00	\$0.00	\$72,271.00	\$4,095.28	\$17,735.41	\$54,535.59	\$33,146.64	\$21,388.95	29.60%
24113.0000.00000.0000.000000.000000.00.0000	SUMMARY	\$23,369.00	\$0.00	\$23,369.00	\$675.50	\$3,866.90	\$19,502.10	\$5,037.88	\$14,464.22	61.89%
	Fund: EDUCATION OF HOMELESS - 24113	\$23,369.00	\$0.00	\$23,369.00	\$675.50	\$3,866.90	\$19,502.10	\$5,037.88	\$14,464.22	61.89%
24118.0000.00000.0000.000000.000000.00.0000	SUMMARY	\$0.00	\$377,698.00	\$377,698.00	\$26,593.87	\$90,145.86	\$287,552.14	\$0.00	\$287,552.14	76.13%
	Fund: FRUIT & VEGETABLE PROGRAM - 24118	\$0.00	\$377,698.00	\$377,698.00	\$26,593.87	\$90,145.86	\$287,552.14	\$0.00	\$287,552.14	76.13%
24153.0000.00000.0000.000000.000000.00.0000	SUMMARY	\$404,677.00	\$0.00	\$404,677.00	\$6,791.27	\$134,277.76	\$270,399.24	\$26,871.67	\$243,527.57	60.18%
	Fund: ENGLISH LANGUAGE ACQUISITION - 24153	\$404,677.00	\$0.00	\$404,677.00	\$6,791.27	\$134,277.76	\$270,399.24	\$26,871.67	\$243,527.57	60.18%
24154.0000.00000.0000.000000.000000.00.0000	SUMMARY	\$905,971.00	\$0.00	\$905,971.00	\$57,525.81	\$176,675.53	\$729,295.47	\$485,373.69	\$243,921.78	26.92%
	Fund: TEACHER/PRINCIPAL TRAINING & RECRUITING - 24154	\$905,971.00	\$0.00	\$905,971.00	\$57,525.81	\$176,675.53	\$729,295.47	\$485,373.69	\$243,921.78	26.92%
24174.0000.00000.0000.000000.000000.00.0000	SUMMARY	\$192,845.00	\$0.00	\$192,845.00	\$2,526.97	\$34,758.37	\$158,086.63	\$66,243.12	\$91,843.51	47.63%
	Fund: CARL D PERKINS SECONDARY - CURRENT - 24174	\$192,845.00	\$0.00	\$192,845.00	\$2,526.97	\$34,758.37	\$158,086.63	\$66,243.12	\$91,843.51	47.63%

Gadsden Independent Schools

BUDGET AND EXP REPORT-FUND TOTALS

From Date: 10/1/2016 To Date: 10/31/2016

Fiscal Year: 2016-2017

- Include pre encumbrance Print accounts with zero balance Filter Encumbrance Detail by Date Range
 Exclude inactive accounts with zero balance

Account Number	Description	Budget	Adjustments	GL Budget	Current	YTD	Balance	Encumbrance	Budget Bal	% Rem
24176.0000.00000.0000.000000.0000.00.0000	SUMMARY	\$0.00	\$11,388.00	\$11,388.00	\$0.00	\$11,324.00	\$64.00	\$0.00	\$64.00	0.56%
	Fund: CARL PERKINS REDISTRIBUTION - 24176	\$0.00	\$11,388.00	\$11,388.00	\$0.00	\$11,324.00	\$64.00	\$0.00	\$64.00	0.56%
25153.0000.00000.0000.000000.0000.00.0000	SUMMARY	\$1,504,854.00	\$0.00	\$1,504,854.00	\$66,377.41	\$230,123.25	\$1,274,730.75	\$585,122.99	\$689,607.76	45.83%
	Fund: TITLE XIX MEDICAID 3/21 YEARS - 25153	\$1,504,854.00	\$0.00	\$1,504,854.00	\$66,377.41	\$230,123.25	\$1,274,730.75	\$585,122.99	\$689,607.76	45.83%
26204.0000.00000.0000.000000.0000.00.0000	SUMMARY	\$1,600,000.00	\$0.00	\$1,600,000.00	\$11,656.17	\$124,059.54	\$1,475,940.46	\$276,419.96	\$1,199,520.50	74.97%
	Fund: SPACEPORT GRT GRANT - 26204	\$1,600,000.00	\$0.00	\$1,600,000.00	\$11,656.17	\$124,059.54	\$1,475,940.46	\$276,419.96	\$1,199,520.50	74.97%
26215.0000.00000.0000.000000.0000.00.0000	SUMMARY	\$2,696.00	\$0.00	\$2,696.00	\$0.00	\$195.65	\$2,500.35	\$0.00	\$2,500.35	92.74%
	Fund: THE BRIDGE OF SOUTHERN NEW MEXICO - 26215	\$2,696.00	\$0.00	\$2,696.00	\$0.00	\$195.65	\$2,500.35	\$0.00	\$2,500.35	92.74%
27103.0000.00000.0000.000000.0000.00.0000	SUMMARY	\$0.00	\$32,402.00	\$32,402.00	\$0.00	\$0.00	\$32,402.00	\$0.00	\$32,402.00	100.00%
	Fund: 2009 DUAL CREDIT INSTRUCTIONAL MATERIALS - 27103	\$0.00	\$32,402.00	\$32,402.00	\$0.00	\$0.00	\$32,402.00	\$0.00	\$32,402.00	100.00%
27107.0000.00000.0000.000000.0000.00.0000	SUMMARY	\$102,325.00	\$0.00	\$102,325.00	\$0.00	\$0.00	\$102,325.00	\$101,728.51	\$596.49	0.58%
	Fund: 2012 GO BOND STUDENT LIBRARY - 27107	\$102,325.00	\$0.00	\$102,325.00	\$0.00	\$0.00	\$102,325.00	\$101,728.51	\$596.49	0.58%
27149.0000.00000.0000.000000.0000.00.0000	SUMMARY	\$1,999,179.00	\$0.00	\$1,999,179.00	\$109,475.01	\$395,907.22	\$1,603,271.78	\$1,077,932.09	\$525,339.69	26.28%
	Fund: PREK INITIATIVE - 27149	\$1,999,179.00	\$0.00	\$1,999,179.00	\$109,475.01	\$395,907.22	\$1,603,271.78	\$1,077,932.09	\$525,339.69	26.28%
27155.0000.00000.0000.000000.0000.00.0000	SUMMARY	\$0.00	\$182,251.00	\$182,251.00	\$7,281.10	\$26,467.30	\$155,783.70	\$0.00	\$155,783.70	85.48%
	Fund: BREAKFAST FOR ELEMENTARY STUDENTS - 27155	\$0.00	\$182,251.00	\$182,251.00	\$7,281.10	\$26,467.30	\$155,783.70	\$0.00	\$155,783.70	85.48%
27166.0000.00000.0000.000000.0000.00.0000	SUMMARY	\$1,239,593.00	\$0.00	\$1,239,593.00	\$0.00	\$785,151.41	\$454,441.59	\$0.00	\$454,441.59	36.66%
	Fund: KINDERGARTEN-THREE PLUS - 27166	\$1,239,593.00	\$0.00	\$1,239,593.00	\$0.00	\$785,151.41	\$454,441.59	\$0.00	\$454,441.59	36.66%
28120.0000.00000.0000.000000.0000.00.0000	SUMMARY	\$21,627.00	\$0.00	\$21,627.00	\$0.00	\$0.00	\$21,627.00	\$0.00	\$21,627.00	100.00%
	Fund: NM STATE HIGHWAY DEPT - 28120	\$21,627.00	\$0.00	\$21,627.00	\$0.00	\$0.00	\$21,627.00	\$0.00	\$21,627.00	100.00%
28193.0000.00000.0000.000000.0000.00.0000	SUMMARY	\$101,430.00	\$405,720.00	\$507,150.00	\$23,509.77	\$88,912.25	\$418,237.75	\$180,838.61	\$237,399.14	46.81%
	Fund: CYFD PARENTS AS TEACHERS MODEL - 28193	\$101,430.00	\$405,720.00	\$507,150.00	\$23,509.77	\$88,912.25	\$418,237.75	\$180,838.61	\$237,399.14	46.81%
29135.0000.00000.0000.000000.0000.00.0000	SUMMARY	\$358,173.00	\$0.00	\$358,173.00	\$7,650.00	\$13,650.00	\$344,523.00	\$17,350.00	\$327,173.00	91.34%
	Fund: IND REV BONDS PILOT - 29135	\$358,173.00	\$0.00	\$358,173.00	\$7,650.00	\$13,650.00	\$344,523.00	\$17,350.00	\$327,173.00	91.34%
31100.0000.00000.0000.000000.0000.00.0000	SUMMARY	\$22,740,802.00	\$0.00	\$22,740,802.00	\$1,328,196.10	\$5,199,722.54	\$17,541,079.46	\$4,571,589.92	\$12,969,489.54	57.03%
	Fund: BOND BUILDING - 31100	\$22,740,802.00	\$0.00	\$22,740,802.00	\$1,328,196.10	\$5,199,722.54	\$17,541,079.46	\$4,571,589.92	\$12,969,489.54	57.03%
31700.0000.00000.0000.000000.0000.00.0000	SUMMARY	\$2,996,618.00	\$0.00	\$2,996,618.00	\$169,261.17	\$718,503.45	\$2,278,114.55	\$973,276.27	\$1,304,838.28	43.54%
	Fund: CAPITAL IMPROVEMENTS SB-9 (STATE MATCH) - 31700	\$2,996,618.00	\$0.00	\$2,996,618.00	\$169,261.17	\$718,503.45	\$2,278,114.55	\$973,276.27	\$1,304,838.28	43.54%
31701.0000.00000.0000.000000.0000.00.0000	SUMMARY	\$5,309,708.00	\$0.00	\$5,309,708.00	\$90,140.74	\$373,351.64	\$4,936,356.36	\$729,453.20	\$4,206,903.16	79.23%
	Fund: CAPITAL IMPROVEMENTS SB-9 (LOCAL) - 31701	\$5,309,708.00	\$0.00	\$5,309,708.00	\$90,140.74	\$373,351.64	\$4,936,356.36	\$729,453.20	\$4,206,903.16	79.23%

Gadsden Independent Schools

BUDGET AND EXP REPORT-FUND TOTALS

From Date: 10/1/2016

To Date: 10/31/2016

Fiscal Year: 2016-2017

Include pre encumbrance

Print accounts with zero balance

Filter Encumbrance Detail by Date Range

Exclude inactive accounts with zero balance

Account Number	Description	Budget	Adjustments	GL Budget	Current	YTD	Balance	Encumbrance	Budget Bal	% Rem
31900.0000.000000.0000.000000.0000.00.0000	SUMMARY	\$2,374,870.00	\$0.00	\$2,374,870.00	\$217,930.01	\$1,126,750.29	\$1,248,119.71	\$448,679.19	\$799,440.52	33.66%
	Fund: ED. TECHNOLOGY EQUIPMENT ACT - 31900	\$2,374,870.00	\$0.00	\$2,374,870.00	\$217,930.01	\$1,126,750.29	\$1,248,119.71	\$448,679.19	\$799,440.52	33.66%
41000.0000.000000.0000.000000.0000.00.0000	SUMMARY	\$19,259,108.00	\$0.00	\$19,259,108.00	\$51,677.87	\$9,085,655.35	\$10,173,452.65	\$0.00	\$10,173,452.65	52.82%
	Fund: DEBT SERVICES - 41000	\$19,259,108.00	\$0.00	\$19,259,108.00	\$51,677.87	\$9,085,655.35	\$10,173,452.65	\$0.00	\$10,173,452.65	52.82%
43000.0000.000000.0000.000000.0000.00.0000	SUMMARY	\$8,268,173.00	\$0.00	\$8,268,173.00	\$2,000,164.92	\$4,007,345.02	\$4,260,827.98	\$0.00	\$4,260,827.98	51.53%
	Fund: TOTAL ED. TECH. DEBT SERVICE SUBFUND - 43000	\$8,268,173.00	\$0.00	\$8,268,173.00	\$2,000,164.92	\$4,007,345.02	\$4,260,827.98	\$0.00	\$4,260,827.98	51.53%
Grand Total:		\$226,026,554.00	\$1,139,317.00	\$227,165,871.00	\$14,490,322.92	\$58,283,236.74	\$168,882,634.26	\$95,049,283.62	\$73,833,350.64	32.50%

End of Report