

GADSDEN INDEPENDENT SCHOOL DISTRICT

Quarterly Budget Report
for the
Month Ended March 31, 2022

Board of Education Meeting
May 12, 2022



Table of Contents

- ITEM I: Executive Summary
- ITEM II: Cash Report – March 31, 2022
- ITEM III: Summary of Investments As of
March 31, 2022
- ITEM IV: Graphs
- Revenues By Fund
 - Expenditures By Fund
 - Operational Fund Expenditures
and Encumbrances
 - Cash Balance/Temporary Loan
Balance Trend
 - Outstanding Reimbursements
- ITEM V: Revenue Report – All Funds
January 1, 2022 – March 31, 2022
- ITEM VI: Budget and Exp Report – Fund Totals
January 1, 2022 – March 31, 2022
- ITEM VII: State of NM Public School Operating
Budget – Actuals Revenue Rollup Report
Third Qtr. 2021-22 (Jan – Mar) –
Revenue Approved
- ITEM VIII: State of NM Public School Operating
Budget – Actuals Expenditure Rollup
Report Third Qtr. 2021-22 (Jan – Mar) –
Expenditure Approved

**Executive Summary
March 31, 2022
Quarterly Budget Report**

1. Operational Fund Revenues as of March 31, 2022 - \$ 99,169,742 which represents 76.11% of budgeted Revenues.

March		
Fiscal Year	Received to Date	Percent of Budget
20-21	\$94,831,871	76.44%
21-22	\$99,169,742	76.11%

2. Operational Fund Expenditures as of March 31, 2022 - \$ 85,723,161 which represents 48.04% of budgeted Expenditures.

March		
Fiscal Year	Expended to Date	Percent of Budget
20-21	\$82,139,839	47.98%
21-22	\$85,723,161	48.04%

3. The March 31, 2022 Operational Fund Cash Balance before loans was \$70,729,691. The cash balance after temporary loans of \$3,045,430 to the grant funds was \$67,684,261. Grant funds that reported a negative cash balance as of March 31, 2022 totaled \$3,045,430 which represents a decrease of \$2,335,465 from the February 28, 2022 negative balances.
4. As of March 31, 2022, the PED and other grant funding agencies owed the District approximately \$5,204,318 for current year Grant Fund expenditures, \$78,433 for Capital Projects, and \$1,021,254 for Student Nutrition. These amounts are not reflected in the temporary loans noted in Item 3 above. The negative cash balances noted in Item 3 are a result of the outstanding amounts owed to the District. (See Exhibit A Outstanding Reimbursements)
5. Total Revenues for all funds as of March 31, 2022- \$171,953,261. Of the total revenues received, the Operational Fund accounted for 57.67%, the Grant Funds 18.11%, Building Funds 10.46%, Debt Service Funds 6.56%, Student Nutrition 4.27%, and all the other funds 2.93%.
6. Total Expenditures for all funds as of March 31, 2022- \$144,258,074. Of the total expenditures incurred, the Operational Fund accounted for 59.42%, the Grant Funds 19.12%, Building Funds 3.79%, Debt Service 9.87%, Student Nutrition 4.68%, and all other funds 3.12%.
7. Direct Instruction expenditures plus encumbrances for the Operational Fund as of March 31, 2022 were \$78,547,470 or 63.40% of the total Operational Fund expenditures.
8. Pledged collateral – All bank accounts in compliance requirement at March 31, 2022. See separate report attached Item III Summary of Investments.

9. For the month of March 2022, three schools were randomly selected for review. The review focused on deposit activity and purchasing transactions. For each of the schools selected, deposit activity for the month was reviewed for timeliness of deposit. Purchase orders for the same three schools were reviewed for "after-the-fact POs". Procurement card purchases were reviewed for compliance with District procedures.

	Bank Deposits in excess of 24 hours		After the Fact POs		Findings on Procurement Card purchases	
	Number	Percentage	Number	Percentage	Number	Percentage
Middle School	0	0%	0	0%	0	0%
Elementary School	0	0%	0	0%	0	0%
Elementary School	0	0%	0	0%	n/a	n/a

Selected items from February 28, 2022 Report:

- Operational Fund Revenues as of February 28, 2022 - \$ 87,121,534 which represents 67.85% of budgeted Revenues.
- Operational Fund Expenditures as of February 28, 2022 - \$74,854,474 which represents 41.69% of budgeted Expenditures.
- Total Revenues for all funds as of February 28, 2022- \$152,889,003. Of the total revenues received, the Operational Fund accounted for 56.98%, the Grant Funds 16.95%, Building Funds 11.73%, Debt Service Funds 7.19%, Student Nutrition 4.19%, and all the other funds 2.96%.
- Total Expenditures for all funds as of February 28, 2022- \$129,180,760. Of the total expenditures incurred, the Operational Fund accounted for 57.95%, the Grant Funds 19.16%, Building Funds 3.75%, Debt Service 11.02%, Student Nutrition 4.68%, and all other funds 3.44%.
- Direct Instruction expenditures plus encumbrances for the Operational Fund as of February 28, 2022 were \$77,281,516 or 63.48% of the total Operational Fund expenditures.

School District: Gadsden Independent School District
 Charter Name:
 County: Dona Ana
 PED No.: 019-000

PED Cash Report for 2021-2022 Fiscal Year

Month/Quarter: M8
 Previous Year: 06/30/2021
 Report end date: 03/31/2022

Refer to "Instructions for PED Cash Report" for details on how to properly complete this form.			OPERATIONAL 11000	TEACHERAGE 12000	TRANSPORTATION 13000	INST. MATERIALS 14000	FOOD SERVICES 21000	ATHLETICS 22000	NON-INSTRUCT. 23000
Line 1	Total Cash Balance 06/30/2021	+OR-	57,283,110.84	0.00	11,912.41	99,407.43	10,281,446.96	1,087,341.19	805,749.36
Line 2	Current Year Revenue to Date (Per OBMS Actuals Revenue Report)	+	99,169,741.65	0.00	4,443,017.00	154.01	7,338,076.17	136,384.00	466,118.32
Line 3	Prior Year Warrants Voided	+	0.00	0.00	0.00	0.00	0.00	0.00	0.00
Line 4	Total Resources to Date for Current Year 03/31/2022	=	156,452,852.49	0.00	4,454,929.41	99,561.44	17,619,523.13	1,223,725.19	1,271,867.68
Line 5	Current Year Expenditures to Date (Per OMBS Actuals Expenditure Report)	-	(85,723,161.26)	0.00	(4,149,387.87)	(92,548.66)	(6,745,945.52)	(1,854.90)	(262,703.79)
Line 6	Permanent Cash Transfers/Reversions *Provide Explanation on Last Page	+OR-	0.00	0.00	(11,896.00)	0.00	0.00	0.00	(1,272.00)
Line 7	Total Cash	=	70,729,691.23	0.00	293,645.54	7,012.78	10,873,577.61	1,221,870.29	1,007,891.89
Other Reconciling Items									
Line 8	Payroll Liabilities **Provide Explanation on Last Page	+	3,033,271.47	0.00	994.47	0.00	110,283.81	0.00	0.00
Line 9	Adjustments ***Provide Explanation on Last Page	+OR-	(743,611.47)	0.00	0.00	0.00	0.00	0.00	0.00
Line 10	Total Reconciled Cash Balance 03/31/2022	=	73,019,351.23	0.00	294,640.01	7,012.78	10,983,861.42	1,221,870.29	1,007,891.89
Line 11	Total Outstanding Loans ****Provide Explanation on Last Page	+OR-	(3,045,430.46)	0.00	0.00	0.00	0.00	0.00	0.00
Line 12	Total Ending Cash 03/31/2022	=	69,973,920.77	0.00	294,640.01	7,012.78	10,983,861.42	1,221,870.29	1,007,891.89

			FEDERAL		LOCAL GRANTS 26000	STATE		LOCAL OR STATE 29000	BOND BUILDING 31100
			FLOWTHROUGH 24000	DIRECT 25000		FLOWTHROUGH 27000	DIRECT 28000		
Line 1	Total Cash Balance 06/30/2021	+OR-	(6,156,099.05)	6,095,461.99	3,145,170.60	(784,218.16)	104,680.00	825,633.71	27,120,507.88
Line 2	Current Year Revenue to Date (Per OBMS Actuals Revenue Report)	+	27,320,774.82	856,837.56	207,234.70	2,527,630.60	142,500.00	80,382.44	9,542,770.10
Line 3	Prior Year Warrants Voided	+	0.00	0.00	0.00	0.00	0.00	0.00	0.00
Line 4	Total Resources to Date for Current Year 03/31/2022	=	21,164,675.77	6,952,299.55	3,352,405.30	1,743,412.44	247,180.00	906,016.15	36,663,277.98
Line 5	Current Year Expenditures to Date (Per OMBS Actuals Expenditure Report)	-	(24,239,626.74)	(995,784.07)	(236,698.27)	(2,106,273.38)	0.00	0.00	(1,471,260.13)
Line 6	Permanent Cash Transfers/Reversions *Provide Explanation on Last Page	+OR-	(374.00)	0.00	0.00	0.00	0.00	0.00	0.00
Line 7	Total Cash	=	(3,075,324.97)	5,956,515.48	3,115,707.03	(362,860.94)	247,180.00	906,016.15	35,192,017.85
Other Reconciling Items									
Line 8	Payroll Liabilities **Provide Explanation on Last Page	+	357,153.30	39,226.16	8,095.96	70,691.08	0.00	0.00	0.00
Line 9	Adjustments ***Provide Explanation on Last Page	+OR-	(3,443.82)	0.00	0.00	(196.78)	0.00	0.00	0.00
Line 10	Total Reconciled Cash Balance 03/31/2022	=	(2,721,615.49)	5,995,741.64	3,123,802.99	(292,366.64)	247,180.00	906,016.15	35,192,017.85
Line 11	Total Outstanding Loans ****Provide Explanation on Last Page	+OR-	2,721,615.49	0.00	0.00	323,814.97	0.00	0.00	0.00
Line 12	Total Ending Cash 03/31/2022	=	0.00	5,995,741.64	3,123,802.99	31,448.33	247,180.00	906,016.15	35,192,017.85

School District: Gadsden Independent School District
 Charter Name:
 County: Dona Ana
 PED No.: 019-000

PED Cash Report for 2021-2022 Fiscal Year

Month/Quarter: M8
 Previous Year: 06/30/2021
 Report end date: 03/31/2022

			PUBLIC SCHOOL CAPITAL OUTLAY			SPECIAL CAPITAL OUTLAY			CAPITAL IMPROV. HB			CAPITAL IMPROV. SB9		
			31200	LOCAL 31300	STATE 31400	FEDERAL 31500	33 31600	STATE 31700	LOCAL 31701	STATE MATCH 31703				
Line 1	Total Cash Balance 06/30/2021	+OR-	0.00	0.00	0.00	0.00	0.00	0.00	(46,445.66)	3,076,612.23	1,339,010.05			
Line 2	Current Year Revenue to Date <i>(Per OBMS Actuals Revenue Report)</i>	+	0.00	0.00	0.00	0.00	0.00	0.00	647,781.18	1,551,093.15	2,838,239.00			
Line 3	Prior Year Warrants Voided	+	0.00	0.00	0.00	0.00	0.00	0.00	0.00	0.00	0.00			
Line 4	Total Resources to Date for Current Year 03/31/2022	=	0.00	0.00	0.00	0.00	0.00	0.00	601,335.52	4,627,705.38	4,177,249.05			
Line 5	Current Year Expenditures to Date <i>(Per OMBS Actuals Expenditure Report)</i>	-	0.00	0.00	0.00	0.00	0.00	0.00	(78,433.00)	(906,631.29)	(1,579,560.23)			
Line 6	Permanent Cash Transfers/Reversions <i>*Provide Explanation on Last Page</i>	+OR-	0.00	0.00	0.00	0.00	0.00	0.00	0.00	0.00	0.00			
Line 7	Total Cash	=	0.00	0.00	0.00	0.00	0.00	0.00	522,902.52	3,721,074.09	2,597,688.82			
Other Reconciling Items														
Line 8	Payroll Liabilities <i>**Provide Explanation on Last Page</i>	+	0.00	0.00	0.00	0.00	0.00	0.00	0.00	0.00	0.00			
Line 9	Adjustments <i>***Provide Explanation on Last Page</i>	+OR-	0.00	0.00	0.00	0.00	0.00	0.00	0.00	0.00	0.00			
Line 10	Total Reconciled Cash Balance 03/31/2022	=	0.00	0.00	0.00	0.00	0.00	0.00	522,902.52	3,721,074.09	2,597,688.82			
Line 11	Total Outstanding Loans <i>****Provide Explanation on Last Page</i>	+OR-	0.00	0.00	0.00	0.00	0.00	0.00	0.00	0.00	0.00			
Line 12	Total Ending Cash 03/31/2022	=	0.00	0.00	0.00	0.00	0.00	0.00	522,902.52	3,721,074.09	2,597,688.82			

			ENERGY EFFICIENCY	ED. TECH EQUIP ACT	PSCOC 20%	DEBT SERVICE	DEFERRED SICK LEAVE	ED TECH DEBT SERVICE	GRAND TOTAL ALL
			31800	31900	32100	41000	42000	43000	
Line 1	Total Cash Balance 06/30/2021	+OR-	0.00	1,541,615.97	0.00	14,964,118.16	0.00	3,750,424.40	124,545,440.31
Line 2	Current Year Revenue to Date <i>(Per OBMS Actuals Revenue Report)</i>	+	0.00	3,406,427.54	0.00	9,511,835.28	0.00	1,766,263.76	171,953,261.28
Line 3	Prior Year Warrants Voided	+	0.00	0.00	0.00	0.00	0.00	0.00	0.00
Line 4	Total Resources to Date for Current Year 03/31/2022	=	0.00	4,948,043.51	0.00	24,475,953.44	0.00	5,516,688.16	296,498,701.59
Line 5	Current Year Expenditures to Date <i>(Per OMBS Actuals Expenditure Report)</i>	-	0.00	(1,428,152.58)	0.00	(10,822,377.48)	0.00	(3,417,675.22)	(144,258,074.39)
Line 6	Permanent Cash Transfers/Reversions <i>*Provide Explanation on Last Page</i>	+OR-	0.00	0.00	0.00	0.00	0.00	0.00	(13,542.00)
Line 7	Total Cash	=	0.00	3,519,890.93	0.00	13,653,575.96	0.00	2,099,012.94	152,227,085.20
Other Reconciling Items									
Line 8	Payroll Liabilities <i>**Provide Explanation on Last Page</i>	+	0.00	0.00	0.00	0.00	0.00	0.00	3,619,716.25
Line 9	Adjustments <i>***Provide Explanation on Last Page</i>	+OR-	0.00	0.00	0.00	0.00	0.00	0.00	(747,252.07)
Line 10	Total Reconciled Cash Balance 03/31/2022	=	0.00	3,519,890.93	0.00	13,653,575.96	0.00	2,099,012.94	155,099,549.38
Line 11	Total Outstanding Loans <i>****Provide Explanation on Last Page</i>	+OR-	0.00	0.00	0.00	0.00	0.00	0.00	0.00
Line 12	Total Ending Cash 03/31/2022	=	0.00	3,519,890.93	0.00	13,653,575.96	0.00	2,099,012.94	155,099,549.38

School District: Gadsden Independent School District
 Charter Name:
 County: Dona Ana
 PED No.: 019-000

PED Cash Report for 2021-2022 Fiscal Year

Month/Quarter: M8
 Previous Year: 06/30/2021
 Report end date: 03/31/2022

**** OTHER RECONCILING ITEMS - PAYROLL LIABILITIES (LINE 8)**

Please identify all reconciling payroll liabilities per general ledger. Enter the fund number on the FUND column. Please provide an explicit explanation (to start a new line of text press Alt+Enter to insert a line break).

FUND	AMOUNT	Explicit Explanation	FUND	AMOUNT	Explicit Explanation	FUND	AMOUNT	Explicit Explanation
11000	3,033,271.47	Payroll liabilities due to outside agencies	27000	70,691.08	Payroll liabilities due to outside agencies	31701	0.00	
12000	0.00		28000	0.00		31703	0.00	
13000	994.47	Payroll liabilities due to outside agencies	29000	0.00		31800	0.00	
14000	0.00		31100	0.00		31900	0.00	
21000	110,283.81	Payroll liabilities due to outside agencies	31200	0.00		32100	0.00	
22000	0.00		31300	0.00		41000	0.00	
23000	0.00		31400	0.00		42000	0.00	
24000	357,153.30	Payroll liabilities due to outside agencies	31500	0.00		43000	0.00	
25000	39,226.16	Payroll liabilities due to outside agencies	31600	0.00				
26000	8,095.96	Payroll liabilities due to outside agencies	31700	0.00				
						Total	3,619,716.25	

***** OTHER RECONCILING ITEMS - ADJUSTMENTS (LINE 9)**

Please identify all reconciling adjustments per general ledger. Enter the fund number on the FUND column. Please provide an explicit explanation (to start a new line of text press Alt+Enter to insert a line break).

FUND	AMOUNT	Explicit Explanation	FUND	AMOUNT	Explicit Explanation	FUND	AMOUNT	Explicit Explanation
11000	(743,611.47)	Workers Compensation Premium 20-21	27000	(196.78)	Accounts Payable	31701	0.00	
12000	0.00		28000	0.00		31703	0.00	
13000	0.00		29000	0.00		31800	0.00	
14000	0.00		31100	0.00		31900	0.00	
21000	0.00		31200	0.00		32100	0.00	
22000	0.00		31300	0.00		41000	0.00	
23000	0.00		31400	0.00		42000	0.00	
24000	(3,443.82)	Reclass to Prepaid expenses	31500	0.00		43000	0.00	
25000	0.00		31600	0.00				
26000	0.00		31700	0.00				
						Total	(747,252.07)	

****** TOTAL OUTSTANDING LOANS (LINE 11)**

Please identify all outstanding loans per general ledger. Enter fund number on the FROM FUND and TO FUND columns. Please provide an explicit explanation (to start a new line of text press Alt+Enter to insert a line break).

FROM FUND	AMOUNT	TO FUND and Explicit Explanation	FROM FUND	AMOUNT	TO FUND and Explicit Explanation	FROM FUND	AMOUNT	TO FUND and Explicit Explanation
11000	(3,045,430.46)	24000, 27000 Temporary loan	27000	323,814.97	11000 Temporary loan		0.00	
	0.00			0.00			0.00	
13000	0.00	11000 Temporary loan		0.00			0.00	
	0.00			0.00			0.00	
	0.00			0.00			0.00	
	0.00			0.00			0.00	
	0.00			0.00			0.00	
24000	2,721,615.49	11000 Temporary loan		0.00			0.00	
	0.00			0.00			0.00	
	0.00			0.00			0.00	
						Total	0.00	OK

I, hereby, certify that the information contained in this cash report reconciles to the General Ledger.

 Signature of Licensed Business Manager

 Date

**Summary of Investments
As of March 31, 2022**

Uninsured / Uncollateralized Funds:

	Wells Fargo Bank			Bank of the West	First American Bank		BOK Financial	NMFA	
	Deposit & Savings Accounts and CDs	Repo Accounts	Wells Fargo Trust Services	Deposit Account	Deposit Account	Repo Account	US Treasury	US Treasury	
Deposits, CDs and Treasury Bills	66,194,835.20	23,537,262.49	-	15,752,588.90	399,983.99	25,172,941.23	2,575,781.60	22,787,176.58	156,420,569.99
Less FDIC insurance	500,000.00	-	-	250,000.00	250,000.00	-	-	-	
Less investments in US Obligations	-	-	-	-	-	-	2,575,781.60	22,787,176.58	
Uninsured public funds	65,694,835.20	23,537,262.49	-	15,502,588.90	149,983.99	25,172,941.23	-	-	
50%/102% collateral requirement	32,847,417.60	24,008,007.74	-	7,751,294.45	74,992.00	12,586,470.62	-	-	
Pledged Security - Market Value	34,387,931.63	24,008,008.36	-	9,938,134.00	-	26,991,768.77	-	-	
Over (under) - Collateralized	1,540,514.03	0.62	-	2,186,839.55	14,330,306.16				
Uninsured / Uncollateralized Funds	31,306,903.57			5,564,454.90			-		36,871,358.47

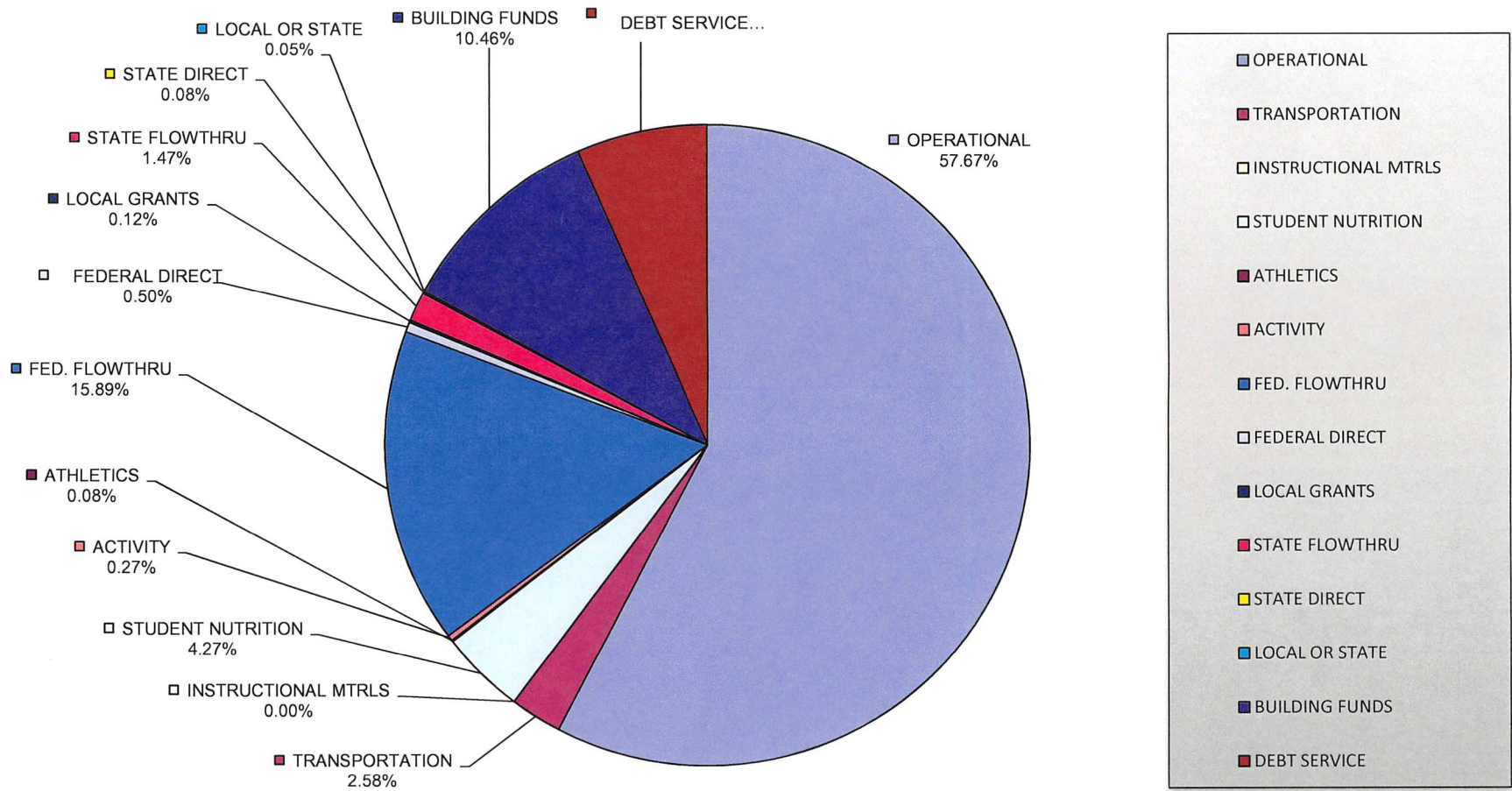
Investments in CDs:

Certificates of Deposit			
Account Name	Interest Rate	Maturity Date	Bank Balance
			\$ -

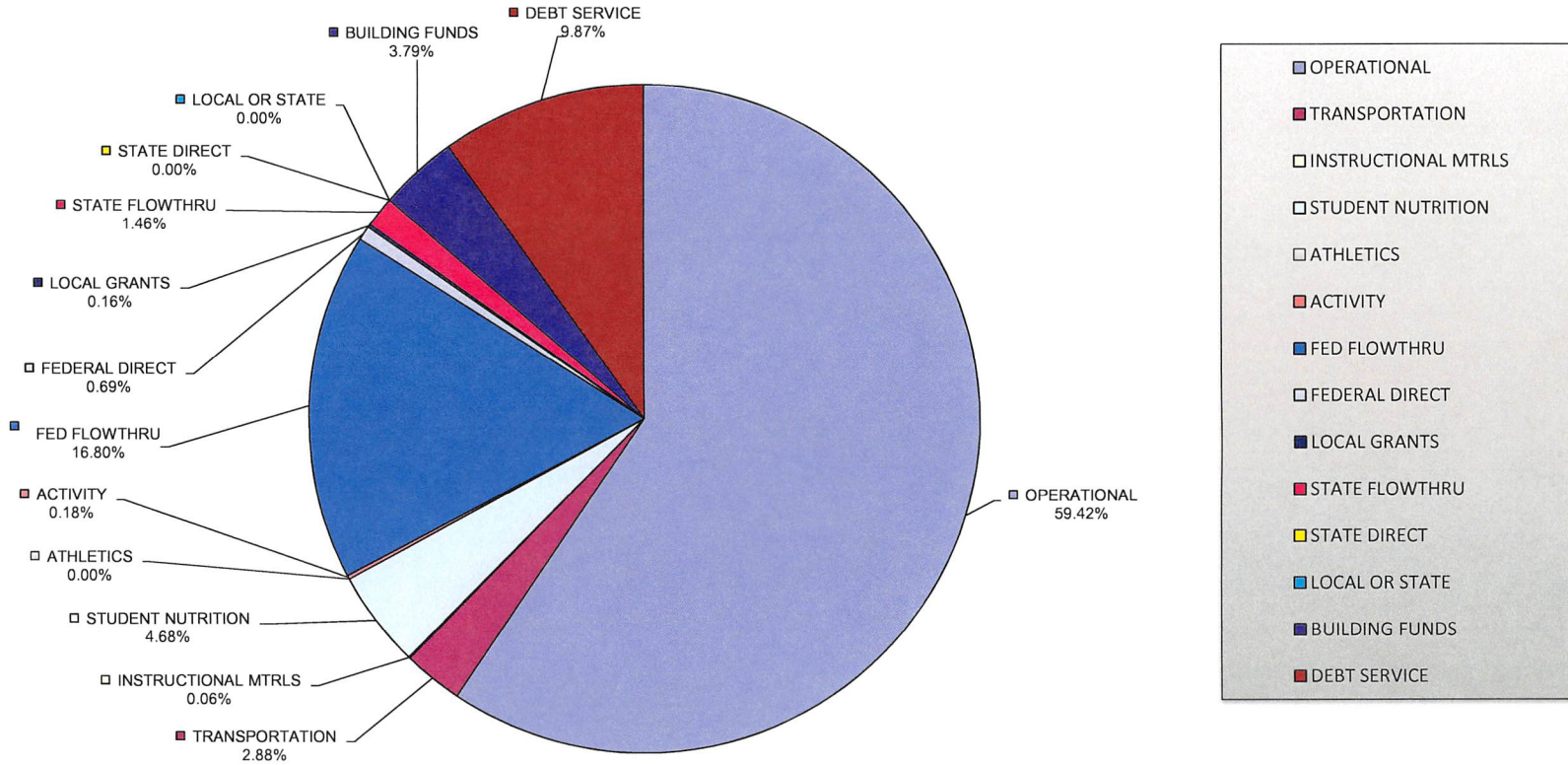
EXHIBIT A OUTSTANDING REIMBURSEMENTS

Fund	Description	Amount
21000	FOOD SERVICES	1,021,253.84
24101	TITLE I - IASA	625,032.80
24103	MIGRANT CHILDREN EDUCATION	22,505.47
24106	ENTITLEMENT IDEA-B	339,194.68
24109	PRESCHOOL IDEA-B	2,558.15
24145	STRIVING READERS COMPREHENSIVE READING INITIATIVE	259,379.07
24153	ENGLISH LANGUAGE ACQUISITION	141,041.04
24154	TEACHER/PRINCIPAL TRAINING & RECRUITING	363,144.67
24174	CARL D PERKINS SECONDARY - CURRENT	5,662.98
24176	CARL PERKINS REDISTRIBUTION	13,950.00
24189	TITLE IV-STUDENT SUPPORT AND ACADEMIC ENRICHMENT	12,860.87
24301	CARES FUND	726,002.92
24308	ESSER II	564,014.60
25153	TITLE XIX MEDICAID 3/21 YEARS	1,736,125.00
27149	PREK INITIATIVE	388,379.68
27183	NM GROWN FRESH FRUIT AND VEGETABLE	183.25
27407	FAMILY INCOME INDEX	4,283.39
31700	CAPITAL IMPROVEMENTS SB-9 (STATE MATCH)	78,433.00
Total Outstanding reimbursements as of March 31, 2022		6,304,005.41

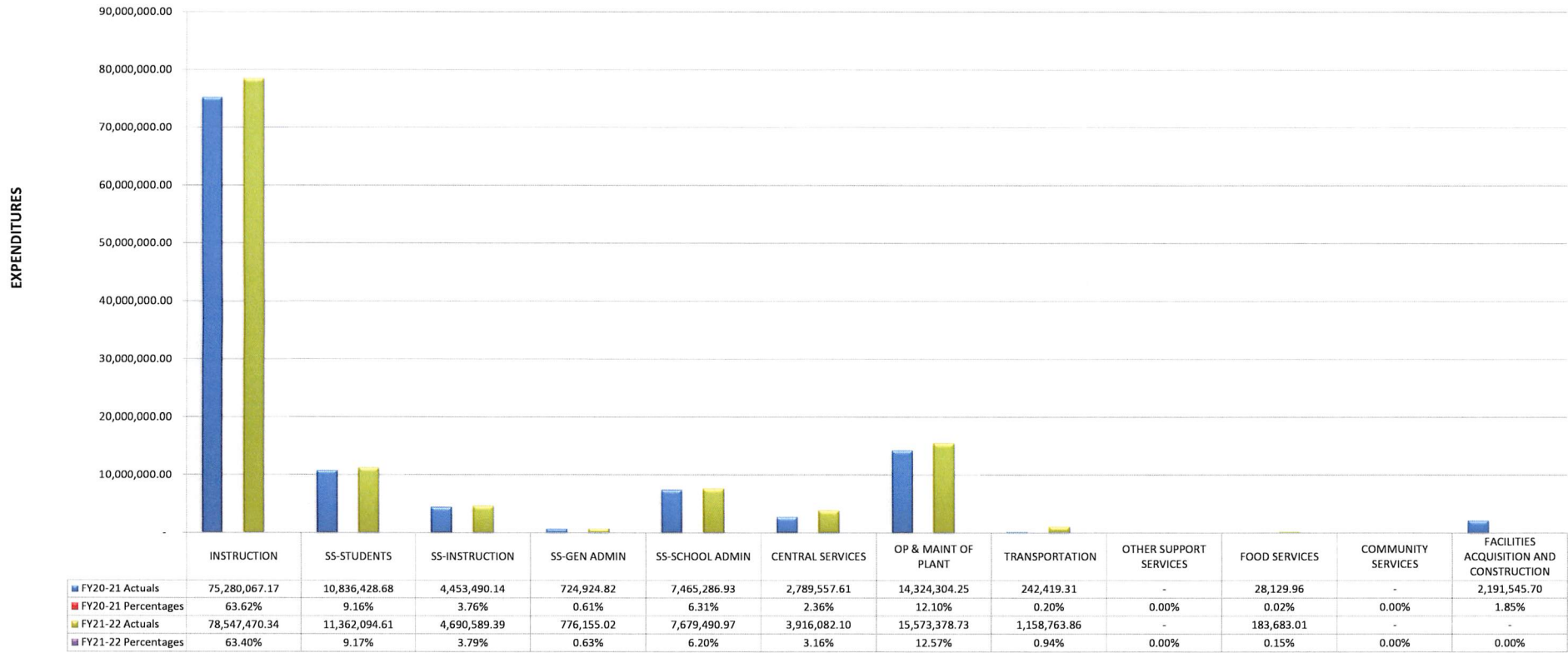
GISD 2021-22 REVENUES BY FUND MARCH 2022



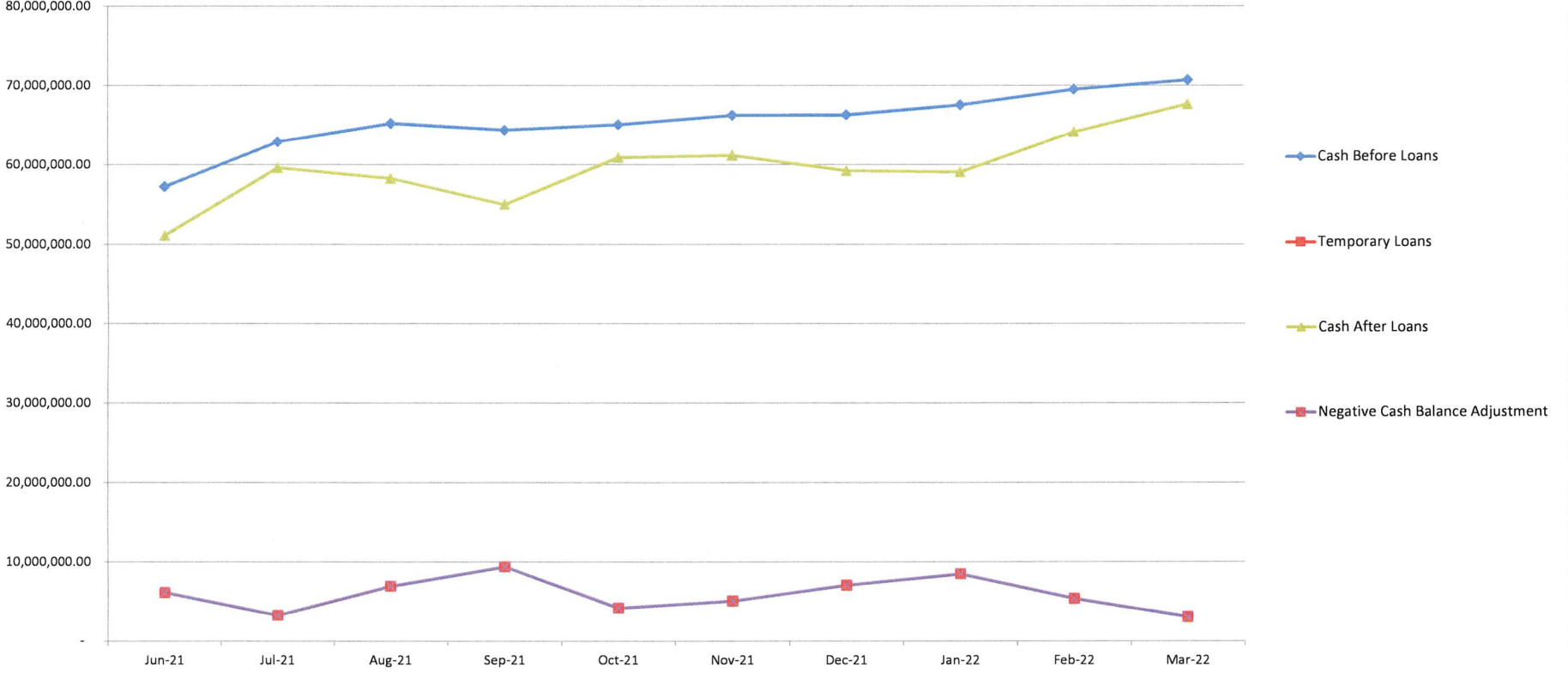
GISD 2021-22 EXPENDITURES BY FUND MARCH 2022



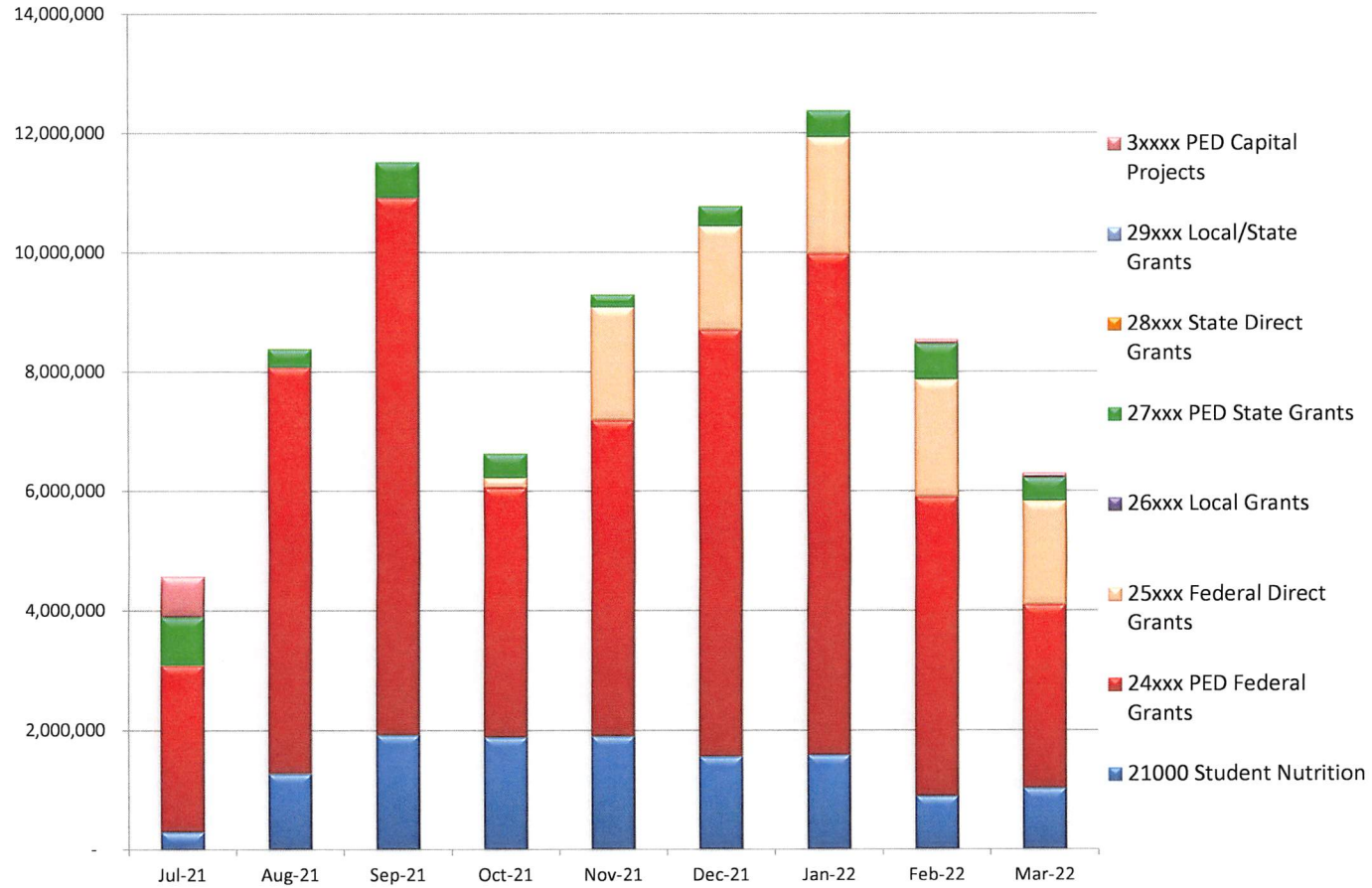
**OPERATIONAL FUND EXPENDITURES AND ENCUMBRANCES FOR MARCH 2022
COMPARED TO MARCH 2021**



**GISD 2021-22 Cash Balance / Temporary Loan Balance Trend
JUNE 2021 - MARCH 2022**



GISD 2021-22 Outstanding Reimbursements March 2022



	Jul-21	Aug-21	Sep-21	Oct-21	Nov-21	Dec-21	Jan-22	Feb-22	Mar-22
3xxxx PED Capital Projects	688,301	-	-	-				78,433	78,433
29xxx Local/State Grants	-	-							-
28xxx State Direct Grants	-								
27xxx PED State Grants	805,372	309,161	605,289	418,855	214,727	338,746	440,407	603,375	392,846
26xxx Local Grants	-	-							
25xxx Federal Direct Grants	200	-	-	161,726	1,897,851	1,736,125	1,962,669	1,962,669	1,736,125
24xxx PED Federal Grants	2,791,408	6,813,793	8,992,030	4,176,081	5,291,408	7,155,348	8,398,853	5,010,255	3,075,347
21000 Student Nutrition	296,213	1,268,988	1,925,255	1,884,099	1,902,602	1,549,994	1,578,507	894,116	1,021,254

Gadsden Independent Schools

Revenue Report - All Funds

From Date: 1/1/2022

To Date: 3/31/2022

Fiscal Year: 2021-2022

Include pre encumbrance

Print accounts with zero balance

Filter Encumbrance Detail by Date Range

Exclude inactive accounts with zero balance

Account Number	Description	Budget	Adjustments	GL Budget	Current	YTD	Balance	Encumbrance	Budget Bal	% Rem
11000.0000.41110.0000.000000.0000.00.0000	AD VALOREM TAXES - SCHOOL DISTRICT	(\$419,239.00)	\$0.00	(\$419,239.00)	(\$185,859.25)	(\$312,410.75)	(\$106,828.25)	\$0.00	(\$106,828.25)	25.48%
11000.0000.41500.0000.000000.0000.00.0000	INVESTMENT INCOME	(\$15,000.00)	\$0.00	(\$15,000.00)	(\$2,815.48)	(\$20,014.67)	\$5,014.67	\$0.00	\$5,014.67	-33.43%
11000.0000.41702.0000.000000.0000.00.0000	FEES - EDUCATIONAL	\$0.00	\$0.00	\$0.00	(\$7,216.00)	(\$20,354.80)	\$20,354.80	\$0.00	\$20,354.80	0.00%
11000.0000.41705.0000.000000.0000.00.0000	FEES - USERS	\$0.00	\$0.00	\$0.00	(\$45.00)	(\$202.00)	\$202.00	\$0.00	\$202.00	0.00%
11000.0000.41910.0000.000000.0000.00.0000	RENTALS	(\$40,000.00)	\$0.00	(\$40,000.00)	(\$8,093.16)	(\$30,290.29)	(\$9,709.71)	\$0.00	(\$9,709.71)	24.27%
11000.0000.41953.0000.000000.0000.00.0000	INSURANCE RECOVERIES	\$0.00	\$0.00	\$0.00	(\$25,730.77)	(\$359,945.96)	\$359,945.96	\$0.00	\$359,945.96	0.00%
11000.0000.41980.0000.000000.0000.00.0000	REFUND OF PRIOR YEAR'S EXPENDITURES	\$0.00	\$0.00	\$0.00	(\$2,862.71)	(\$14,502.80)	\$14,502.80	\$0.00	\$14,502.80	0.00%
11000.0000.43101.0000.000000.0000.00.0000	STATE EQUALIZATION GUARANTEE	(\$127,684,565.00)	(\$1,903,081.00)	(\$129,587,646.00)	(\$32,682,373.71)	(\$96,524,656.35)	(\$33,062,989.65)	\$0.00	(\$33,062,989.65)	25.51%
11000.0000.43202.0000.000000.0000.00.0000	RESTRICTED GRANTS - STATE SOURCES	\$0.00	\$0.00	\$0.00	(\$892,969.00)	(\$892,969.00)	\$892,969.00	\$0.00	\$892,969.00	0.00%
11000.0000.43212.0000.000000.0000.00.0000	STATE FLOWTHROUGH - INDIRECT COSTS	\$0.00	\$0.00	\$0.00	(\$7,116.88)	(\$19,406.07)	\$19,406.07	\$0.00	\$19,406.07	0.00%
11000.0000.43213.0000.000000.0000.00.0000	OTHER GRANTS - INDIRECT COSTS	\$0.00	\$0.00	\$0.00	(\$6,786.65)	(\$8,950.49)	\$8,950.49	\$0.00	\$8,950.49	0.00%
11000.0000.43216.0000.000000.0000.00.0000	FEES - GOVERNMENTAL AGENCIES	(\$80,000.00)	\$0.00	(\$80,000.00)	(\$35,879.15)	(\$107,071.13)	\$27,071.13	\$0.00	\$27,071.13	-33.84%
11000.0000.44107.0000.000000.0000.00.0000	FEDERAL DIRECT - INDIRECT COSTS	\$0.00	\$0.00	\$0.00	(\$28,942.73)	(\$37,654.49)	\$37,654.49	\$0.00	\$37,654.49	0.00%
11000.0000.44205.0000.000000.0000.00.0000	FEDERAL FLOWTHROUGH - INDIRECT COSTS	(\$155,000.00)	\$0.00	(\$155,000.00)	(\$602,386.11)	(\$810,879.05)	\$655,879.05	\$0.00	\$655,879.05	-423.15%
11000.0000.45304.0000.000000.0000.00.0000	SALE OF PERSONAL PROPERTY/EQUIPMENT	\$0.00	\$0.00	\$0.00	\$0.00	(\$2,000.00)	\$2,000.00	\$0.00	\$2,000.00	0.00%
11000.0000.46100.0000.000000.0000.00.0000	ACCESS BOARD (E-RATE)	\$0.00	\$0.00	\$0.00	\$0.00	(\$8,433.80)	\$8,433.80	\$0.00	\$8,433.80	0.00%
	Function: REVENUE/BALANCE SHEET - 0000	(\$128,393,804.00)	(\$1,903,081.00)	(\$130,296,885.00)	(\$34,489,076.60)	(\$99,169,741.65)	(\$31,127,143.35)	\$0.00	(\$31,127,143.35)	23.89%
	Fund: OPERATIONAL - 11000	(\$128,393,804.00)	(\$1,903,081.00)	(\$130,296,885.00)	(\$34,489,076.60)	(\$99,169,741.65)	(\$31,127,143.35)	\$0.00	(\$31,127,143.35)	23.89%
13000.0000.43202.0000.000000.0000.00.0000	RESTRICTED GRANTS - STATE SOURCES	\$0.00	\$0.00	\$0.00	(\$392.00)	(\$392.00)	\$392.00	\$0.00	\$392.00	0.00%
13000.0000.43206.0000.000000.0000.00.0000	TRANSPORTATION DISTRIBUTION	(\$5,429,876.00)	\$0.00	(\$5,429,876.00)	(\$1,480,875.00)	(\$4,442,625.00)	(\$987,251.00)	\$0.00	(\$987,251.00)	18.18%
	Function: REVENUE/BALANCE SHEET - 0000	(\$5,429,876.00)	\$0.00	(\$5,429,876.00)	(\$1,481,267.00)	(\$4,443,017.00)	(\$986,859.00)	\$0.00	(\$986,859.00)	18.17%
	Fund: PUPIL TRANSPORTATION - 13000	(\$5,429,876.00)	\$0.00	(\$5,429,876.00)	(\$1,481,267.00)	(\$4,443,017.00)	(\$986,859.00)	\$0.00	(\$986,859.00)	18.17%
14000.0000.41980.0000.000000.0000.00.0000	REFUND OF PRIOR YEAR'S EXPENDITURES	\$0.00	\$0.00	\$0.00	(\$25.76)	(\$154.01)	\$154.01	\$0.00	\$154.01	0.00%
	Function: REVENUE/BALANCE SHEET - 0000	\$0.00	\$0.00	\$0.00	(\$25.76)	(\$154.01)	\$154.01	\$0.00	\$154.01	0.00%
	Fund: INSTRUCTIONAL MATERIALS - 14000	\$0.00	\$0.00	\$0.00	(\$25.76)	(\$154.01)	\$154.01	\$0.00	\$154.01	0.00%
21000.0000.41500.0000.000000.0000.00.0000	INVESTMENT INCOME	(\$1,000.00)	\$0.00	(\$1,000.00)	\$0.00	\$0.00	(\$1,000.00)	\$0.00	(\$1,000.00)	100.00%
21000.0000.41803.0000.000000.0000.00.0000	FEES-ADULTS/FOOD SERVICES	(\$1,000.00)	\$0.00	(\$1,000.00)	(\$7,188.85)	(\$20,732.39)	\$19,732.39	\$0.00	\$19,732.39	-1973.24%
21000.0000.41805.0000.000000.0000.00.0000	FEES - OTHER/FOOD SERVICES	(\$100,000.00)	\$0.00	(\$100,000.00)	(\$118,437.34)	(\$159,602.35)	\$59,602.35	\$0.00	\$59,602.35	-59.60%
21000.0000.41980.0000.000000.0000.00.0000	REFUND OF PRIOR YEAR'S EXPENDITURES	\$0.00	\$0.00	\$0.00	(\$1,741.88)	(\$1,741.88)	\$1,741.88	\$0.00	\$1,741.88	0.00%
21000.0000.44500.0000.000000.0000.00.0000	RESTRICTED GRANTS-IN-AID FROM THE FEDERAL	(\$4,500,000.00)	\$0.00	(\$4,500,000.00)	(\$3,318,406.18)	(\$7,155,999.55)	\$2,655,999.55	\$0.00	\$2,655,999.55	-59.02%
	Function: REVENUE/BALANCE SHEET - 0000	(\$4,602,000.00)	\$0.00	(\$4,602,000.00)	(\$3,445,774.25)	(\$7,338,076.17)	\$2,736,076.17	\$0.00	\$2,736,076.17	-59.45%
	Fund: FOOD SERVICES - 21000	(\$4,602,000.00)	\$0.00	(\$4,602,000.00)	(\$3,445,774.25)	(\$7,338,076.17)	\$2,736,076.17	\$0.00	\$2,736,076.17	-59.45%

Gadsden Independent Schools

Revenue Report - All Funds

From Date: 1/1/2022

To Date: 3/31/2022

Fiscal Year: 2021-2022

Include pre encumbrance

Print accounts with zero balance

Filter Encumbrance Detail by Date Range

Exclude inactive accounts with zero balance

Account Number	Description	Budget	Adjustments	GL Budget	Current	YTD	Balance	Encumbrance	Budget Bal	% Rem
22000.0000.41701.0000.000000.0000.00.0000	FEES - ACTIVITIES	\$0.00	\$0.00	\$0.00	\$0.00	(\$258.00)	\$258.00	\$0.00	\$258.00	0.00%
22000.0000.41705.0000.000000.0000.00.0000	FEES - USERS	(\$50,000.00)	\$0.00	(\$50,000.00)	(\$27,611.00)	(\$136,126.00)	\$86,126.00	\$0.00	\$86,126.00	-172.25%
	Function: REVENUE/BALANCE SHEET - 0000	(\$50,000.00)	\$0.00	(\$50,000.00)	(\$27,611.00)	(\$136,384.00)	\$86,384.00	\$0.00	\$86,384.00	-172.77%
	Fund: ATHLETICS - 22000	(\$50,000.00)	\$0.00	(\$50,000.00)	(\$27,611.00)	(\$136,384.00)	\$86,384.00	\$0.00	\$86,384.00	-172.77%
23000.0000.41701.0000.000000.0000.00.0000	FEES - ACTIVITIES	(\$50,000.00)	\$0.00	(\$50,000.00)	(\$126,147.18)	(\$398,736.14)	\$348,736.14	\$0.00	\$348,736.14	-697.47%
23000.0000.41705.0000.000000.0000.00.0000	FEES - USERS	\$0.00	\$0.00	\$0.00	(\$116.00)	(\$2,016.00)	\$2,016.00	\$0.00	\$2,016.00	0.00%
23000.0000.41920.0000.000000.0000.00.0000	CONTRIBUTIONS AND DONATIONS FROM PRIVATE	(\$15,000.00)	\$0.00	(\$15,000.00)	(\$15,129.71)	(\$65,366.18)	\$50,366.18	\$0.00	\$50,366.18	-335.77%
	Function: REVENUE/BALANCE SHEET - 0000	(\$65,000.00)	\$0.00	(\$65,000.00)	(\$141,392.89)	(\$466,118.32)	\$401,118.32	\$0.00	\$401,118.32	-617.11%
	Fund: NON-INSTRUCTIONAL SUPPORT - 23000	(\$65,000.00)	\$0.00	(\$65,000.00)	(\$141,392.89)	(\$466,118.32)	\$401,118.32	\$0.00	\$401,118.32	-617.11%
24101.0000.41980.0000.000000.0000.00.0000	REFUND OF PRIOR YEAR'S EXPENDITURES	\$0.00	\$0.00	\$0.00	\$0.00	(\$374.00)	\$374.00	\$0.00	\$374.00	0.00%
24101.0000.44500.0000.000000.0000.00.0000	RESTRICTED GRANTS-IN-AID FROM THE FEDERAL	(\$9,272,020.00)	\$0.00	(\$9,272,020.00)	(\$2,366,736.89)	(\$6,841,941.72)	(\$2,430,078.28)	\$0.00	(\$2,430,078.28)	26.21%
	Function: REVENUE/BALANCE SHEET - 0000	(\$9,272,020.00)	\$0.00	(\$9,272,020.00)	(\$2,366,736.89)	(\$6,842,315.72)	(\$2,429,704.28)	\$0.00	(\$2,429,704.28)	26.20%
	Fund: TITLE I - IASA - 24101	(\$9,272,020.00)	\$0.00	(\$9,272,020.00)	(\$2,366,736.89)	(\$6,842,315.72)	(\$2,429,704.28)	\$0.00	(\$2,429,704.28)	26.20%
24103.0000.44500.0000.000000.0000.00.0000	RESTRICTED GRANTS-IN-AID FROM THE FEDERAL	(\$67,245.00)	\$0.00	(\$67,245.00)	(\$9,128.10)	(\$23,329.55)	(\$43,915.45)	\$0.00	(\$43,915.45)	65.31%
	Function: REVENUE/BALANCE SHEET - 0000	(\$67,245.00)	\$0.00	(\$67,245.00)	(\$9,128.10)	(\$23,329.55)	(\$43,915.45)	\$0.00	(\$43,915.45)	65.31%
	Fund: MIGRANT CHILDREN EDUCATION - 24103	(\$67,245.00)	\$0.00	(\$67,245.00)	(\$9,128.10)	(\$23,329.55)	(\$43,915.45)	\$0.00	(\$43,915.45)	65.31%
24106.0000.41980.0000.000000.0000.00.0000	REFUND OF PRIOR YEAR'S EXPENDITURES	\$0.00	\$0.00	\$0.00	(\$374.00)	(\$374.00)	\$374.00	\$0.00	\$374.00	0.00%
24106.0000.44500.0000.000000.0000.00.0000	RESTRICTED GRANTS-IN-AID FROM THE FEDERAL	(\$3,741,989.00)	\$0.00	(\$3,741,989.00)	(\$2,151,528.72)	(\$3,130,957.35)	(\$611,031.65)	\$0.00	(\$611,031.65)	16.33%
	Function: REVENUE/BALANCE SHEET - 0000	(\$3,741,989.00)	\$0.00	(\$3,741,989.00)	(\$2,151,902.72)	(\$3,131,331.35)	(\$610,657.65)	\$0.00	(\$610,657.65)	16.32%
	Fund: ENTITLEMENT IDEA-B - 24106	(\$3,741,989.00)	\$0.00	(\$3,741,989.00)	(\$2,151,902.72)	(\$3,131,331.35)	(\$610,657.65)	\$0.00	(\$610,657.65)	16.32%
24109.0000.44500.0000.000000.0000.00.0000	RESTRICTED GRANTS-IN-AID FROM THE FEDERAL	(\$98,224.00)	\$0.00	(\$98,224.00)	(\$20,494.58)	(\$39,426.78)	(\$58,797.22)	\$0.00	(\$58,797.22)	59.86%
	Function: REVENUE/BALANCE SHEET - 0000	(\$98,224.00)	\$0.00	(\$98,224.00)	(\$20,494.58)	(\$39,426.78)	(\$58,797.22)	\$0.00	(\$58,797.22)	59.86%
	Fund: PRESCHOOL IDEA-B - 24109	(\$98,224.00)	\$0.00	(\$98,224.00)	(\$20,494.58)	(\$39,426.78)	(\$58,797.22)	\$0.00	(\$58,797.22)	59.86%
24145.0000.44500.0000.000000.0000.00.0000	RESTRICTED GRANTS-IN-AID FROM THE FEDERAL	(\$500,000.00)	\$0.00	(\$500,000.00)	\$0.00	(\$166,775.68)	(\$333,224.32)	\$0.00	(\$333,224.32)	66.64%
	Function: REVENUE/BALANCE SHEET - 0000	(\$500,000.00)	\$0.00	(\$500,000.00)	\$0.00	(\$166,775.68)	(\$333,224.32)	\$0.00	(\$333,224.32)	66.64%
	IVING READERS COMPREHENSIVE READING INITIATIVE - 24145	(\$500,000.00)	\$0.00	(\$500,000.00)	\$0.00	(\$166,775.68)	(\$333,224.32)	\$0.00	(\$333,224.32)	66.64%
24153.0000.44500.0000.000000.0000.00.0000	RESTRICTED GRANTS-IN-AID FROM THE FEDERAL	(\$418,985.00)	\$0.00	(\$418,985.00)	(\$14,237.06)	(\$175,935.35)	(\$243,049.65)	\$0.00	(\$243,049.65)	58.01%
	Function: REVENUE/BALANCE SHEET - 0000	(\$418,985.00)	\$0.00	(\$418,985.00)	(\$14,237.06)	(\$175,935.35)	(\$243,049.65)	\$0.00	(\$243,049.65)	58.01%
	Fund: ENGLISH LANGUAGE ACQUISITION - 24153	(\$418,985.00)	\$0.00	(\$418,985.00)	(\$14,237.06)	(\$175,935.35)	(\$243,049.65)	\$0.00	(\$243,049.65)	58.01%



Gadsden Independent Schools

Revenue Report - All Funds

From Date: 1/1/2022

To Date: 3/31/2022

Fiscal Year: 2021-2022

Include pre encumbrance

Print accounts with zero balance

Filter Encumbrance Detail by Date Range

Exclude inactive accounts with zero balance

Account Number	Description	Budget	Adjustments	GL Budget	Current	YTD	Balance	Encumbrance	Budget Bal	% Rem
24154.0000.44500.0000.000000.0000.00.0000	RESTRICTED GRANTS-IN-AID FROM THE FEDERAL	(\$929,133.00)	(\$1,354,545.00)	(\$2,283,678.00)	(\$136,995.82)	(\$488,434.11)	(\$1,795,243.89)	\$0.00	(\$1,795,243.89)	78.61%
	Function: REVENUE/BALANCE SHEET - 0000	(\$929,133.00)	(\$1,354,545.00)	(\$2,283,678.00)	(\$136,995.82)	(\$488,434.11)	(\$1,795,243.89)	\$0.00	(\$1,795,243.89)	78.61%
	Fund: TEACHER/PRINCIPAL TRAINING & RECRUITING - 24154	(\$929,133.00)	(\$1,354,545.00)	(\$2,283,678.00)	(\$136,995.82)	(\$488,434.11)	(\$1,795,243.89)	\$0.00	(\$1,795,243.89)	78.61%
24163.0000.44500.0000.000000.0000.00.0000	RESTRICTED GRANTS-IN-AID FROM THE FEDERAL	\$0.00	\$0.00	\$0.00	\$0.00	(\$1,200.00)	\$1,200.00	\$0.00	\$1,200.00	0.00%
	Function: REVENUE/BALANCE SHEET - 0000	\$0.00	\$0.00	\$0.00	\$0.00	(\$1,200.00)	\$1,200.00	\$0.00	\$1,200.00	0.00%
	Fund: IMMIGRANT FUNDING - TITLE III - 24163	\$0.00	\$0.00	\$0.00	\$0.00	(\$1,200.00)	\$1,200.00	\$0.00	\$1,200.00	0.00%
24174.0000.44500.0000.000000.0000.00.0000	RESTRICTED GRANTS-IN-AID FROM THE FEDERAL	(\$276,163.00)	(\$26,766.00)	(\$302,929.00)	(\$109,849.00)	(\$177,322.10)	(\$125,606.90)	\$0.00	(\$125,606.90)	41.46%
	Function: REVENUE/BALANCE SHEET - 0000	(\$276,163.00)	(\$26,766.00)	(\$302,929.00)	(\$109,849.00)	(\$177,322.10)	(\$125,606.90)	\$0.00	(\$125,606.90)	41.46%
	Fund: CARL D PERKINS SECONDARY - CURRENT - 24174	(\$276,163.00)	(\$26,766.00)	(\$302,929.00)	(\$109,849.00)	(\$177,322.10)	(\$125,606.90)	\$0.00	(\$125,606.90)	41.46%
24175.0000.44500.0000.000000.0000.00.0000	RESTRICTED GRANTS-IN-AID FROM THE FEDERAL	(\$4,317.00)	\$0.00	(\$4,317.00)	(\$4,316.68)	(\$4,316.68)	(\$0.32)	\$0.00	(\$0.32)	0.01%
	Function: REVENUE/BALANCE SHEET - 0000	(\$4,317.00)	\$0.00	(\$4,317.00)	(\$4,316.68)	(\$4,316.68)	(\$0.32)	\$0.00	(\$0.32)	0.01%
	ARL D PERKINS SECONDARY - PY UNLIQ. OBLIGATIONS - 24175	(\$4,317.00)	\$0.00	(\$4,317.00)	(\$4,316.68)	(\$4,316.68)	(\$0.32)	\$0.00	(\$0.32)	0.01%
24176.0000.44500.0000.000000.0000.00.0000	RESTRICTED GRANTS-IN-AID FROM THE FEDERAL	(\$14,075.00)	\$0.00	(\$14,075.00)	\$0.00	(\$1,300.00)	(\$12,775.00)	\$0.00	(\$12,775.00)	90.76%
	Function: REVENUE/BALANCE SHEET - 0000	(\$14,075.00)	\$0.00	(\$14,075.00)	\$0.00	(\$1,300.00)	(\$12,775.00)	\$0.00	(\$12,775.00)	90.76%
	Fund: CARL PERKINS REDISTRIBUTION - 24176	(\$14,075.00)	\$0.00	(\$14,075.00)	\$0.00	(\$1,300.00)	(\$12,775.00)	\$0.00	(\$12,775.00)	90.76%
24189.0000.44500.0000.000000.0000.00.0000	RESTRICTED GRANTS-IN-AID FROM THE FEDERAL	(\$679,662.00)	\$0.00	(\$679,662.00)	(\$193,327.01)	(\$679,185.54)	(\$476.46)	\$0.00	(\$476.46)	0.07%
	REVENUE-CARRYOVER	(\$848,493.00)	\$0.00	(\$848,493.00)	\$0.00	\$0.00	(\$848,493.00)	\$0.00	(\$848,493.00)	100.00%
	Function: REVENUE/BALANCE SHEET - 0000	(\$1,528,155.00)	\$0.00	(\$1,528,155.00)	(\$193,327.01)	(\$679,185.54)	(\$848,969.46)	\$0.00	(\$848,969.46)	55.56%
	E IV-STUDENT SUPPORT AND ACADEMIC ENRICHMENT - 24189	(\$1,528,155.00)	\$0.00	(\$1,528,155.00)	(\$193,327.01)	(\$679,185.54)	(\$848,969.46)	\$0.00	(\$848,969.46)	55.56%
24301.0000.44500.0000.000000.0000.00.0000	RESTRICTED GRANTS-IN-AID FROM THE FEDERAL	\$0.00	(\$1,599,346.00)	(\$1,599,346.00)	(\$5,788.63)	(\$962,366.81)	(\$636,979.19)	\$0.00	(\$636,979.19)	39.83%
	Function: REVENUE/BALANCE SHEET - 0000	\$0.00	(\$1,599,346.00)	(\$1,599,346.00)	(\$5,788.63)	(\$962,366.81)	(\$636,979.19)	\$0.00	(\$636,979.19)	39.83%
	Fund: CARES FUND - 24301	\$0.00	(\$1,599,346.00)	(\$1,599,346.00)	(\$5,788.63)	(\$962,366.81)	(\$636,979.19)	\$0.00	(\$636,979.19)	39.83%
24306.0000.44500.0000.000000.0000.00.0000	RESTRICTED GRANTS-IN-AID FROM THE FEDERAL	\$0.00	\$0.00	\$0.00	\$0.00	(\$303,450.54)	\$303,450.54	\$0.00	\$303,450.54	0.00%
	Function: REVENUE/BALANCE SHEET - 0000	\$0.00	\$0.00	\$0.00	\$0.00	(\$303,450.54)	\$303,450.54	\$0.00	\$303,450.54	0.00%
	Fund: CARES Act/GREE - Hepa Filters - 24306	\$0.00	\$0.00	\$0.00	\$0.00	(\$303,450.54)	\$303,450.54	\$0.00	\$303,450.54	0.00%
24308.0000.44500.0000.000000.0000.00.0000	RESTRICTED GRANTS-IN-AID FROM THE FEDERAL	(\$31,462,964.00)	\$0.00	(\$31,462,964.00)	(\$5,429,363.74)	(\$14,324,084.61)	(\$17,138,879.39)	\$0.00	(\$17,138,879.39)	54.47%
	Function: REVENUE/BALANCE SHEET - 0000	(\$31,462,964.00)	\$0.00	(\$31,462,964.00)	(\$5,429,363.74)	(\$14,324,084.61)	(\$17,138,879.39)	\$0.00	(\$17,138,879.39)	54.47%
	Fund: ESSER II - 24308	(\$31,462,964.00)	\$0.00	(\$31,462,964.00)	(\$5,429,363.74)	(\$14,324,084.61)	(\$17,138,879.39)	\$0.00	(\$17,138,879.39)	54.47%

Gadsden Independent Schools

Revenue Report - All Funds

From Date: 1/1/2022

To Date: 3/31/2022

Fiscal Year: 2021-2022

Include pre encumbrance

Print accounts with zero balance

Filter Encumbrance Detail by Date Range

Exclude inactive accounts with zero balance

Account Number	Description	Budget	Adjustments	GL Budget	Current	YTD	Balance	Encumbrance	Budget Bal	% Rem
24316.0000.44500.0000.000000.0000.00.0000	RESTRICTED GRANTS-IN-AID FROM THE FEDERAL	\$0.00	(\$116,643.00)	(\$116,643.00)	\$0.00	\$0.00	(\$116,643.00)	\$0.00	(\$116,643.00)	100.00%
	Function: REVENUE/BALANCE SHEET - 0000	\$0.00	(\$116,643.00)	(\$116,643.00)	\$0.00	\$0.00	(\$116,643.00)	\$0.00	(\$116,643.00)	100.00%
	Fund: USDE CRRSA ESSER II AIR QUALITY - 24316	\$0.00	(\$116,643.00)	(\$116,643.00)	\$0.00	\$0.00	(\$116,643.00)	\$0.00	(\$116,643.00)	100.00%
24355.0000.44500.0000.000000.0000.00.0000	RESTRICTED GRANTS-IN-AID FROM THE FEDERAL	\$0.00	(\$170,191.00)	(\$170,191.00)	\$0.00	\$0.00	(\$170,191.00)	\$0.00	(\$170,191.00)	100.00%
	Function: REVENUE/BALANCE SHEET - 0000	\$0.00	(\$170,191.00)	(\$170,191.00)	\$0.00	\$0.00	(\$170,191.00)	\$0.00	(\$170,191.00)	100.00%
	Fund: HOMELESS EMERGENGY RESCUE - 24355	\$0.00	(\$170,191.00)	(\$170,191.00)	\$0.00	\$0.00	(\$170,191.00)	\$0.00	(\$170,191.00)	100.00%
25153.0000.44301.0000.000000.0000.00.0000	OTHER RESTRICTED GRANTS - FEDERAL DIRECT	(\$1,000,000.00)	\$0.00	(\$1,000,000.00)	(\$310,344.37)	(\$856,837.56)	(\$143,162.44)	\$0.00	(\$143,162.44)	14.32%
	Function: REVENUE/BALANCE SHEET - 0000	(\$1,000,000.00)	\$0.00	(\$1,000,000.00)	(\$310,344.37)	(\$856,837.56)	(\$143,162.44)	\$0.00	(\$143,162.44)	14.32%
	Fund: TITLE XIX MEDICAID 3/21 YEARS - 25153	(\$1,000,000.00)	\$0.00	(\$1,000,000.00)	(\$310,344.37)	(\$856,837.56)	(\$143,162.44)	\$0.00	(\$143,162.44)	14.32%
26204.0000.41921.0000.000000.0000.00.0000	INSTRUCTIONAL - CATEGORICAL	\$0.00	\$0.00	\$0.00	\$0.00	(\$207,234.70)	\$207,234.70	\$0.00	\$207,234.70	0.00%
	Function: REVENUE/BALANCE SHEET - 0000	\$0.00	\$0.00	\$0.00	\$0.00	(\$207,234.70)	\$207,234.70	\$0.00	\$207,234.70	0.00%
	Fund: SPACEPORT GRT GRANT - 26204	\$0.00	\$0.00	\$0.00	\$0.00	(\$207,234.70)	\$207,234.70	\$0.00	\$207,234.70	0.00%
27107.0000.43202.0000.000000.0000.00.0000	RESTRICTED GRANTS - STATE SOURCES	(\$99,370.00)	\$0.00	(\$99,370.00)	\$0.00	\$0.00	(\$99,370.00)	\$0.00	(\$99,370.00)	100.00%
27107.0000.43204.0000.000000.0000.00.0000	RESTRICTED GRANTS-STATE PY BALANCES	\$0.00	\$0.00	\$0.00	\$0.00	(\$18,124.43)	\$18,124.43	\$0.00	\$18,124.43	0.00%
	Function: REVENUE/BALANCE SHEET - 0000	(\$99,370.00)	\$0.00	(\$99,370.00)	\$0.00	(\$18,124.43)	(\$81,245.57)	\$0.00	(\$81,245.57)	81.76%
	Fund: 2012 GO BOND STUDENT LIBRARY - 27107	(\$99,370.00)	\$0.00	(\$99,370.00)	\$0.00	(\$18,124.43)	(\$81,245.57)	\$0.00	(\$81,245.57)	81.76%
27149.0000.43202.0000.000000.0000.00.0000	RESTRICTED GRANTS - STATE SOURCES	(\$3,400,000.00)	\$0.00	(\$3,400,000.00)	(\$661,180.87)	(\$2,434,459.34)	(\$965,540.66)	\$0.00	(\$965,540.66)	28.40%
	Function: REVENUE/BALANCE SHEET - 0000	(\$3,400,000.00)	\$0.00	(\$3,400,000.00)	(\$661,180.87)	(\$2,434,459.34)	(\$965,540.66)	\$0.00	(\$965,540.66)	28.40%
	Fund: PREK INITIATIVE - 27149	(\$3,400,000.00)	\$0.00	(\$3,400,000.00)	(\$661,180.87)	(\$2,434,459.34)	(\$965,540.66)	\$0.00	(\$965,540.66)	28.40%
27153.0000.43202.0000.000000.0000.00.0000	RESTRICTED GRANTS - STATE SOURCES	\$0.00	(\$84,594.00)	(\$84,594.00)	\$0.00	\$0.00	(\$84,594.00)	\$0.00	(\$84,594.00)	100.00%
	Function: REVENUE/BALANCE SHEET - 0000	\$0.00	(\$84,594.00)	(\$84,594.00)	\$0.00	\$0.00	(\$84,594.00)	\$0.00	(\$84,594.00)	100.00%
	Fund: EXTENDED LEARNING TRANSPORTATION - 27153	\$0.00	(\$84,594.00)	(\$84,594.00)	\$0.00	\$0.00	(\$84,594.00)	\$0.00	(\$84,594.00)	100.00%
27183.0000.43202.0000.000000.0000.00.0000	RESTRICTED GRANTS - STATE SOURCES	(\$13,000.00)	\$0.00	(\$13,000.00)	(\$8,415.55)	(\$8,415.55)	(\$4,584.45)	\$0.00	(\$4,584.45)	35.27%
	Function: REVENUE/BALANCE SHEET - 0000	(\$13,000.00)	\$0.00	(\$13,000.00)	(\$8,415.55)	(\$8,415.55)	(\$4,584.45)	\$0.00	(\$4,584.45)	35.27%
	Fund: NM GROWN FRESH FRUIT AND VEGETABLE - 27183	(\$13,000.00)	\$0.00	(\$13,000.00)	(\$8,415.55)	(\$8,415.55)	(\$4,584.45)	\$0.00	(\$4,584.45)	35.27%
27407.0000.43202.0000.000000.0000.00.0000	RESTRICTED GRANTS - STATE SOURCES	\$0.00	(\$757,899.00)	(\$757,899.00)	(\$42,090.44)	(\$42,090.44)	(\$715,808.56)	\$0.00	(\$715,808.56)	94.45%
	Function: REVENUE/BALANCE SHEET - 0000	\$0.00	(\$757,899.00)	(\$757,899.00)	(\$42,090.44)	(\$42,090.44)	(\$715,808.56)	\$0.00	(\$715,808.56)	94.45%
	Fund: FAMILY INCOME INDEX - 27407	\$0.00	(\$757,899.00)	(\$757,899.00)	(\$42,090.44)	(\$42,090.44)	(\$715,808.56)	\$0.00	(\$715,808.56)	94.45%

Gadsden Independent Schools

Revenue Report - All Funds

From Date: 1/1/2022

To Date: 3/31/2022

Fiscal Year: 2021-2022

Include pre encumbrance

Print accounts with zero balance

Filter Encumbrance Detail by Date Range

Exclude inactive accounts with zero balance

Account Number	Description	Budget	Adjustments	GL Budget	Current	YTD	Balance	Encumbrance	Budget Bal	% Rem
27502.0000.43202.0000.000000.0000.00.0000	RESTRICTED GRANTS - STATE SOURCES	(\$61,755.00)	\$0.00	(\$61,755.00)	(\$1,482.95)	(\$11,255.89)	(\$50,499.11)	\$0.00	(\$50,499.11)	81.77%
	Function: REVENUE/BALANCE SHEET - 0000	(\$61,755.00)	\$0.00	(\$61,755.00)	(\$1,482.95)	(\$11,255.89)	(\$50,499.11)	\$0.00	(\$50,499.11)	81.77%
	Fund: NEXT GEN CTE - 27502	(\$61,755.00)	\$0.00	(\$61,755.00)	(\$1,482.95)	(\$11,255.89)	(\$50,499.11)	\$0.00	(\$50,499.11)	81.77%
27539.0000.43202.0000.000000.0000.00.0000	RESTRICTED GRANTS - STATE SOURCES	\$0.00	(\$50,000.00)	(\$50,000.00)	\$0.00	(\$3,059.55)	(\$46,940.45)	\$0.00	(\$46,940.45)	93.88%
	Function: REVENUE/BALANCE SHEET - 0000	\$0.00	(\$50,000.00)	(\$50,000.00)	\$0.00	(\$3,059.55)	(\$46,940.45)	\$0.00	(\$46,940.45)	93.88%
	Fund: ELEMENTARY SCHOOL SUPPORT - 27539	\$0.00	(\$50,000.00)	(\$50,000.00)	\$0.00	(\$3,059.55)	(\$46,940.45)	\$0.00	(\$46,940.45)	93.88%
27545.0000.43202.0000.000000.0000.00.0000	RESTRICTED GRANTS - STATE SOURCES	\$0.00	\$0.00	\$0.00	\$0.00	(\$10,225.40)	\$10,225.40	\$0.00	\$10,225.40	0.00%
	Function: REVENUE/BALANCE SHEET - 0000	\$0.00	\$0.00	\$0.00	\$0.00	(\$10,225.40)	\$10,225.40	\$0.00	\$10,225.40	0.00%
	Fund: EXTRACURRICULAR ACTIVITY/FIELD TRIP COSTS - 27545	\$0.00	\$0.00	\$0.00	\$0.00	(\$10,225.40)	\$10,225.40	\$0.00	\$10,225.40	0.00%
28211.0000.43203.0000.000000.0000.00.0000	STATE DIRECT GRANTS	\$0.00	\$0.00	\$0.00	(\$142,500.00)	(\$142,500.00)	\$142,500.00	\$0.00	\$142,500.00	0.00%
	Function: REVENUE/BALANCE SHEET - 0000	\$0.00	\$0.00	\$0.00	(\$142,500.00)	(\$142,500.00)	\$142,500.00	\$0.00	\$142,500.00	0.00%
	Fund: NM SCHOOLS COVID TESTING PROGRAM - 28211	\$0.00	\$0.00	\$0.00	(\$142,500.00)	(\$142,500.00)	\$142,500.00	\$0.00	\$142,500.00	0.00%
29135.0000.41280.0000.000000.0000.00.0000	REVENUE IN LIEU OF TAXES - OTHER LOCAL GOVERNMENTA	(\$60,000.00)	\$0.00	(\$60,000.00)	\$0.00	(\$80,382.44)	\$20,382.44	\$0.00	\$20,382.44	-33.97%
	Function: REVENUE/BALANCE SHEET - 0000	(\$60,000.00)	\$0.00	(\$60,000.00)	\$0.00	(\$80,382.44)	\$20,382.44	\$0.00	\$20,382.44	-33.97%
	Fund: IND REV BONDS PILOT - 29135	(\$60,000.00)	\$0.00	(\$60,000.00)	\$0.00	(\$80,382.44)	\$20,382.44	\$0.00	\$20,382.44	-33.97%
31100.0000.41500.0000.000000.0000.00.0000	INVESTMENT INCOME	(\$20,000.00)	\$0.00	(\$20,000.00)	(\$16,462.35)	(\$35,120.85)	\$15,120.85	\$0.00	\$15,120.85	-75.60%
31100.0000.41980.0000.000000.0000.00.0000	REFUND OF PRIOR YEAR'S EXPENDITURES	\$0.00	\$0.00	\$0.00	\$0.00	(\$7,649.25)	\$7,649.25	\$0.00	\$7,649.25	0.00%
31100.0000.45110.0000.000000.0000.00.0000	BOND PRINCIPAL	(\$9,520,000.00)	\$0.00	(\$9,520,000.00)	\$0.00	(\$9,520,000.00)	\$0.00	\$0.00	\$0.00	0.00%
	Function: REVENUE/BALANCE SHEET - 0000	(\$9,520,000.00)	\$0.00	(\$9,520,000.00)	(\$16,462.35)	(\$9,542,770.10)	\$22,770.10	\$0.00	\$22,770.10	-0.24%
	Fund: BOND BUILDING - 31100	(\$9,520,000.00)	\$0.00	(\$9,520,000.00)	(\$16,462.35)	(\$9,542,770.10)	\$22,770.10	\$0.00	\$22,770.10	-0.24%
31400.0000.43202.0000.000000.0000.00.0000	RESTRICTED GRANTS - STATE SOURCES	(\$50,000.00)	\$0.00	(\$50,000.00)	\$0.00	\$0.00	(\$50,000.00)	\$0.00	(\$50,000.00)	100.00%
	Function: REVENUE/BALANCE SHEET - 0000	(\$50,000.00)	\$0.00	(\$50,000.00)	\$0.00	\$0.00	(\$50,000.00)	\$0.00	(\$50,000.00)	100.00%
	Fund: SPECIAL CAPITAL OUTLAY-STATE - 31400	(\$50,000.00)	\$0.00	(\$50,000.00)	\$0.00	\$0.00	(\$50,000.00)	\$0.00	(\$50,000.00)	100.00%
31700.0000.43204.0000.000000.0000.00.0000	RESTRICTED GRANTS-STATE PY BALANCES	\$0.00	(\$78,433.00)	(\$78,433.00)	\$0.00	(\$647,781.18)	\$569,348.18	\$0.00	\$569,348.18	-725.90%
	Function: REVENUE/BALANCE SHEET - 0000	\$0.00	(\$78,433.00)	(\$78,433.00)	\$0.00	(\$647,781.18)	\$569,348.18	\$0.00	\$569,348.18	-725.90%
	Fund: CAPITAL IMPROVEMENTS SB-9 (STATE MATCH) - 31700	\$0.00	(\$78,433.00)	(\$78,433.00)	\$0.00	(\$647,781.18)	\$569,348.18	\$0.00	\$569,348.18	-725.90%
31701.0000.41110.0000.000000.0000.00.0000	AD VALOREM TAXES - SCHOOL DISTRICT	(\$2,118,883.00)	\$0.00	(\$2,118,883.00)	(\$944,901.56)	(\$1,551,093.15)	(\$567,789.85)	\$0.00	(\$567,789.85)	26.80%
	Function: REVENUE/BALANCE SHEET - 0000	(\$2,118,883.00)	\$0.00	(\$2,118,883.00)	(\$944,901.56)	(\$1,551,093.15)	(\$567,789.85)	\$0.00	(\$567,789.85)	26.80%
	Fund: CAPITAL IMPROVEMENTS SB-9 (LOCAL) - 31701	(\$2,118,883.00)	\$0.00	(\$2,118,883.00)	(\$944,901.56)	(\$1,551,093.15)	(\$567,789.85)	\$0.00	(\$567,789.85)	26.80%

Gadsden Independent Schools

Revenue Report - All Funds

From Date: 1/1/2022

To Date: 3/31/2022

Fiscal Year: 2021-2022

Include pre encumbrance

Print accounts with zero balance

Filter Encumbrance Detail by Date Range

Exclude inactive accounts with zero balance

Account Number	Description	Budget	Adjustments	GL Budget	Current	YTD	Balance	Encumbrance	Budget Bal	% Rem
31703.0000.43202.0000.0000000.0000.00.0000	RESTRICTED GRANTS - STATE SOURCES	(\$2,838,239.00)	(\$2,529,692.00)	(\$5,367,931.00)	(\$2,838,239.00)	(\$2,838,239.00)	(\$2,529,692.00)	\$0.00	(\$2,529,692.00)	47.13%
	Function: REVENUE/BALANCE SHEET - 0000	(\$2,838,239.00)	(\$2,529,692.00)	(\$5,367,931.00)	(\$2,838,239.00)	(\$2,838,239.00)	(\$2,529,692.00)	\$0.00	(\$2,529,692.00)	47.13%
	Fund: SB9 STATE MATCH CASH - 31703	(\$2,838,239.00)	(\$2,529,692.00)	(\$5,367,931.00)	(\$2,838,239.00)	(\$2,838,239.00)	(\$2,529,692.00)	\$0.00	(\$2,529,692.00)	47.13%
31900.0000.41500.0000.0000000.0000.00.0000	INVESTMENT INCOME	\$0.00	\$0.00	\$0.00	(\$50.67)	(\$77.19)	\$77.19	\$0.00	\$77.19	0.00%
31900.0000.41980.0000.0000000.0000.00.0000	REFUND OF PRIOR YEAR'S EXPENDITURES	\$0.00	\$0.00	\$0.00	\$0.00	(\$3,402.35)	\$3,402.35	\$0.00	\$3,402.35	0.00%
31900.0000.45110.0000.0000000.0000.00.0000	BOND PRINCIPAL	(\$2,000,000.00)	\$0.00	(\$2,000,000.00)	\$0.00	(\$3,402,948.00)	\$1,402,948.00	\$0.00	\$1,402,948.00	-70.15%
	Function: REVENUE/BALANCE SHEET - 0000	(\$2,000,000.00)	\$0.00	(\$2,000,000.00)	(\$50.67)	(\$3,406,427.54)	\$1,406,427.54	\$0.00	\$1,406,427.54	-70.32%
	Fund: ED. TECHNOLOGY EQUIPMENT ACT - 31900	(\$2,000,000.00)	\$0.00	(\$2,000,000.00)	(\$50.67)	(\$3,406,427.54)	\$1,406,427.54	\$0.00	\$1,406,427.54	-70.32%
41000.0000.41110.0000.0000000.0000.00.0000	AD VALOREM TAXES - SCHOOL DISTRICT	(\$12,764,152.00)	\$0.00	(\$12,764,152.00)	(\$5,813,127.52)	(\$9,511,835.28)	(\$3,252,316.72)	\$0.00	(\$3,252,316.72)	25.48%
	Function: REVENUE/BALANCE SHEET - 0000	(\$12,764,152.00)	\$0.00	(\$12,764,152.00)	(\$5,813,127.52)	(\$9,511,835.28)	(\$3,252,316.72)	\$0.00	(\$3,252,316.72)	25.48%
	Fund: DEBT SERVICES - 41000	(\$12,764,152.00)	\$0.00	(\$12,764,152.00)	(\$5,813,127.52)	(\$9,511,835.28)	(\$3,252,316.72)	\$0.00	(\$3,252,316.72)	25.48%
43000.0000.41110.0000.0000000.0000.00.0000	AD VALOREM TAXES - SCHOOL DISTRICT	(\$2,364,673.00)	\$0.00	(\$2,364,673.00)	(\$1,078,954.17)	(\$1,766,263.76)	(\$598,409.24)	\$0.00	(\$598,409.24)	25.31%
	Function: REVENUE/BALANCE SHEET - 0000	(\$2,364,673.00)	\$0.00	(\$2,364,673.00)	(\$1,078,954.17)	(\$1,766,263.76)	(\$598,409.24)	\$0.00	(\$598,409.24)	25.31%
	Fund: TOTAL ED. TECH. DEBT SERVICE SUBFUND - 43000	(\$2,364,673.00)	\$0.00	(\$2,364,673.00)	(\$1,078,954.17)	(\$1,766,263.76)	(\$598,409.24)	\$0.00	(\$598,409.24)	25.31%
Grand Total:		(\$223,144,022.00)	(\$8,671,190.00)	(\$231,815,212.00)	(\$61,885,037.18)	(\$171,953,261.28)	(\$59,861,950.72)	\$0.00	(\$59,861,950.72)	25.82%

End of Report

Gadsden Independent Schools

BUDGET AND EXP REPORT-FUND TOTALS

From Date: 1/1/2022

To Date: 3/31/2022

Fiscal Year: 2021-2022

Include pre encumbrance

Print accounts with zero balance

Filter Encumbrance Detail by Date Range

Exclude inactive accounts with zero balance

Account Number	Description	Budget	Adjustments	GL Budget	Current	YTD	Balance	Encumbrance	Budget Bal	% Rem
11000.0000.00000.0000.000000.0000.00.0000	SUMMARY	\$176,198,148.00	\$2,249,048.00	\$178,447,196.00	\$30,096,916.74	\$85,723,161.26	\$92,724,034.74	\$38,164,546.77	\$54,559,487.97	30.57%
	Fund: OPERATIONAL - 11000	\$176,198,148.00	\$2,249,048.00	\$178,447,196.00	\$30,096,916.74	\$85,723,161.26	\$92,724,034.74	\$38,164,546.77	\$54,559,487.97	30.57%
13000.0000.00000.0000.000000.0000.00.0000	SUMMARY	\$5,429,876.00	\$15.00	\$5,429,891.00	\$1,850,009.11	\$4,149,387.87	\$1,280,503.13	\$1,270,776.32	\$9,726.81	0.18%
	Fund: PUPIL TRANSPORTATION - 13000	\$5,429,876.00	\$15.00	\$5,429,891.00	\$1,850,009.11	\$4,149,387.87	\$1,280,503.13	\$1,270,776.32	\$9,726.81	0.18%
14000.0000.00000.0000.000000.0000.00.0000	SUMMARY	\$99,176.00	\$231.00	\$99,407.00	\$5,378.58	\$92,548.66	\$6,858.34	\$6,168.80	\$689.54	0.69%
	Fund: INSTRUCTIONAL MATERIALS - 14000	\$99,176.00	\$231.00	\$99,407.00	\$5,378.58	\$92,548.66	\$6,858.34	\$6,168.80	\$689.54	0.69%
21000.0000.00000.0000.000000.0000.00.0000	SUMMARY	\$11,806,440.00	\$3,077,009.00	\$14,883,449.00	\$2,285,875.90	\$6,745,945.52	\$8,137,503.48	\$2,995,512.79	\$5,141,990.69	34.55%
	Fund: FOOD SERVICES - 21000	\$11,806,440.00	\$3,077,009.00	\$14,883,449.00	\$2,285,875.90	\$6,745,945.52	\$8,137,503.48	\$2,995,512.79	\$5,141,990.69	34.55%
22000.0000.00000.0000.000000.0000.00.0000	SUMMARY	\$1,089,368.00	\$47,973.00	\$1,137,341.00	\$100.00	\$1,854.90	\$1,135,486.10	\$505.11	\$1,134,980.99	99.79%
	Fund: ATHLETICS - 22000	\$1,089,368.00	\$47,973.00	\$1,137,341.00	\$100.00	\$1,854.90	\$1,135,486.10	\$505.11	\$1,134,980.99	99.79%
23000.0000.00000.0000.000000.0000.00.0000	SUMMARY	\$785,295.00	\$85,454.00	\$870,749.00	\$114,822.00	\$262,703.79	\$608,045.21	\$110,800.67	\$497,244.54	57.11%
	Fund: NON-INSTRUCTIONAL SUPPORT - 23000	\$785,295.00	\$85,454.00	\$870,749.00	\$114,822.00	\$262,703.79	\$608,045.21	\$110,800.67	\$497,244.54	57.11%
24101.0000.00000.0000.000000.0000.00.0000	SUMMARY	\$9,272,020.00	\$0.00	\$9,272,020.00	\$1,992,739.52	\$5,387,622.06	\$3,884,397.94	\$2,308,574.72	\$1,575,823.22	17.00%
	Fund: TITLE I - IASA - 24101	\$9,272,020.00	\$0.00	\$9,272,020.00	\$1,992,739.52	\$5,387,622.06	\$3,884,397.94	\$2,308,574.72	\$1,575,823.22	17.00%
24103.0000.00000.0000.000000.0000.00.0000	SUMMARY	\$67,245.00	\$0.00	\$67,245.00	\$11,588.24	\$33,319.08	\$33,925.92	\$9,437.03	\$24,488.89	36.42%
	Fund: MIGRANT CHILDREN EDUCATION - 24103	\$67,245.00	\$0.00	\$67,245.00	\$11,588.24	\$33,319.08	\$33,925.92	\$9,437.03	\$24,488.89	36.42%
24106.0000.00000.0000.000000.0000.00.0000	SUMMARY	\$3,741,989.00	\$0.00	\$3,741,989.00	\$894,923.09	\$2,505,214.99	\$1,236,774.01	\$1,032,057.10	\$204,716.91	5.47%
	Fund: ENTITLEMENT IDEA-B - 24106	\$3,741,989.00	\$0.00	\$3,741,989.00	\$894,923.09	\$2,505,214.99	\$1,236,774.01	\$1,032,057.10	\$204,716.91	5.47%
24109.0000.00000.0000.000000.0000.00.0000	SUMMARY	\$98,224.00	\$0.00	\$98,224.00	\$14,657.41	\$39,361.55	\$58,862.45	\$12,668.40	\$46,194.05	47.03%
	Fund: PRESCHOOL IDEA-B - 24109	\$98,224.00	\$0.00	\$98,224.00	\$14,657.41	\$39,361.55	\$58,862.45	\$12,668.40	\$46,194.05	47.03%
24145.0000.00000.0000.000000.0000.00.0000	SUMMARY	\$500,000.00	\$0.00	\$500,000.00	\$112,500.80	\$259,379.07	\$240,620.93	\$205,243.13	\$35,377.80	7.08%
	IVING READERS COMPREHENSIVE READING INITIATIVE - 24145	\$500,000.00	\$0.00	\$500,000.00	\$112,500.80	\$259,379.07	\$240,620.93	\$205,243.13	\$35,377.80	7.08%
24153.0000.00000.0000.000000.0000.00.0000	SUMMARY	\$418,985.00	\$0.00	\$418,985.00	\$63,111.36	\$222,245.34	\$196,739.66	\$120,085.78	\$76,653.88	18.30%
	Fund: ENGLISH LANGUAGE ACQUISITION - 24153	\$418,985.00	\$0.00	\$418,985.00	\$63,111.36	\$222,245.34	\$196,739.66	\$120,085.78	\$76,653.88	18.30%
24154.0000.00000.0000.000000.0000.00.0000	SUMMARY	\$929,133.00	\$1,354,545.00	\$2,283,678.00	\$234,769.00	\$655,212.44	\$1,628,465.56	\$516,966.52	\$1,111,499.04	48.67%
	Fund: TEACHER/PRINCIPAL TRAINING & RECRUITING - 24154	\$929,133.00	\$1,354,545.00	\$2,283,678.00	\$234,769.00	\$655,212.44	\$1,628,465.56	\$516,966.52	\$1,111,499.04	48.67%
24174.0000.00000.0000.000000.0000.00.0000	SUMMARY	\$276,163.00	\$26,766.00	\$302,929.00	\$59,552.02	\$115,511.98	\$187,417.02	\$49,511.31	\$137,905.71	45.52%
	Fund: CARL D PERKINS SECONDARY - CURRENT - 24174	\$276,163.00	\$26,766.00	\$302,929.00	\$59,552.02	\$115,511.98	\$187,417.02	\$49,511.31	\$137,905.71	45.52%
24175.0000.00000.0000.000000.0000.00.0000	SUMMARY	\$4,317.00	\$0.00	\$4,317.00	\$0.00	\$4,316.68	\$0.32	\$0.00	\$0.32	0.01%
	ARL D PERKINS SECONDARY - PY UNLIQ. OBLIGATIONS - 24175	\$4,317.00	\$0.00	\$4,317.00	\$0.00	\$4,316.68	\$0.32	\$0.00	\$0.32	0.01%

Gadsden Independent Schools

BUDGET AND EXP REPORT-FUND TOTALS

From Date: 1/1/2022

To Date: 3/31/2022

Fiscal Year: 2021-2022

Include pre encumbrance

Print accounts with zero balance

Filter Encumbrance Detail by Date Range

Exclude inactive accounts with zero balance

Account Number	Description	Budget	Adjustments	GL Budget	Current	YTD	Balance	Encumbrance	Budget Bal	% Rem
24176.0000.00000.0000.000000.0000.00.0000	SUMMARY	\$14,075.00	\$0.00	\$14,075.00	\$0.00	\$13,950.00	\$125.00	\$0.00	\$125.00	0.89%
	Fund: CARL PERKINS REDISTRIBUTION - 24176	\$14,075.00	\$0.00	\$14,075.00	\$0.00	\$13,950.00	\$125.00	\$0.00	\$125.00	0.89%
24189.0000.00000.0000.000000.0000.00.0000	SUMMARY	\$1,528,155.00	\$0.00	\$1,528,155.00	\$88,633.73	\$304,695.28	\$1,223,459.72	\$841,241.64	\$382,218.08	25.01%
E IV-STUDENT SUPPORT AND ACADEMIC ENRICHMENT - 24189		\$1,528,155.00	\$0.00	\$1,528,155.00	\$88,633.73	\$304,695.28	\$1,223,459.72	\$841,241.64	\$382,218.08	25.01%
24301.0000.00000.0000.000000.0000.00.0000	SUMMARY	\$0.00	\$1,599,346.00	\$1,599,346.00	\$731,791.55	\$731,791.55	\$867,554.45	\$146,536.13	\$721,018.32	45.08%
	Fund: CARES FUND - 24301	\$0.00	\$1,599,346.00	\$1,599,346.00	\$731,791.55	\$731,791.55	\$867,554.45	\$146,536.13	\$721,018.32	45.08%
24308.0000.00000.0000.000000.0000.00.0000	SUMMARY	\$31,462,964.00	\$0.00	\$31,462,964.00	\$2,154,877.86	\$13,967,006.72	\$17,495,957.28	\$7,327,813.00	\$10,168,144.28	32.32%
	Fund: ESSER II - 24308	\$31,462,964.00	\$0.00	\$31,462,964.00	\$2,154,877.86	\$13,967,006.72	\$17,495,957.28	\$7,327,813.00	\$10,168,144.28	32.32%
24316.0000.00000.0000.000000.0000.00.0000	SUMMARY	\$0.00	\$116,643.00	\$116,643.00	\$0.00	\$0.00	\$116,643.00	\$115,975.50	\$667.50	0.57%
	Fund: USDE CRRSA ESSER II AIR QUALITY - 24316	\$0.00	\$116,643.00	\$116,643.00	\$0.00	\$0.00	\$116,643.00	\$115,975.50	\$667.50	0.57%
24355.0000.00000.0000.000000.0000.00.0000	SUMMARY	\$0.00	\$170,191.00	\$170,191.00	\$0.00	\$0.00	\$170,191.00	\$0.00	\$170,191.00	100.00%
	Fund: HOMELESS EMERGENGY RESCUE - 24355	\$0.00	\$170,191.00	\$170,191.00	\$0.00	\$0.00	\$170,191.00	\$0.00	\$170,191.00	100.00%
25153.0000.00000.0000.000000.0000.00.0000	SUMMARY	\$6,799,383.00	\$296,078.00	\$7,095,461.00	\$360,327.23	\$995,784.07	\$6,099,676.93	\$526,980.60	\$5,572,696.33	78.54%
	Fund: TITLE XIX MEDICAID 3/21 YEARS - 25153	\$6,799,383.00	\$296,078.00	\$7,095,461.00	\$360,327.23	\$995,784.07	\$6,099,676.93	\$526,980.60	\$5,572,696.33	78.54%
26204.0000.00000.0000.000000.0000.00.0000	SUMMARY	\$2,994,887.00	\$150,283.00	\$3,145,170.00	\$78,862.63	\$236,698.27	\$2,908,471.73	\$245,840.27	\$2,662,631.46	84.66%
	Fund: SPACEPORT GRT GRANT - 26204	\$2,994,887.00	\$150,283.00	\$3,145,170.00	\$78,862.63	\$236,698.27	\$2,908,471.73	\$245,840.27	\$2,662,631.46	84.66%
27107.0000.00000.0000.000000.0000.00.0000	SUMMARY	\$99,370.00	\$0.00	\$99,370.00	\$0.00	\$0.00	\$99,370.00	\$99,370.00	\$0.00	0.00%
	Fund: 2012 GO BOND STUDENT LIBRARY - 27107	\$99,370.00	\$0.00	\$99,370.00	\$0.00	\$0.00	\$99,370.00	\$99,370.00	\$0.00	0.00%
27109.0000.00000.0000.000000.0000.00.0000	SUMMARY	\$115,253.00	\$0.00	\$115,253.00	\$31,165.10	\$83,804.61	\$31,448.39	\$49,082.06	(\$17,633.67)	-15.30%
	Fund: INSTRUCTIONAL MATERIALS-GAA OF 2019 - 27109	\$115,253.00	\$0.00	\$115,253.00	\$31,165.10	\$83,804.61	\$31,448.39	\$49,082.06	(\$17,633.67)	-15.30%
27149.0000.00000.0000.000000.0000.00.0000	SUMMARY	\$3,400,000.00	\$0.00	\$3,400,000.00	\$718,805.08	\$1,960,013.19	\$1,439,986.81	\$851,916.26	\$588,070.55	17.30%
	Fund: PREK INITIATIVE - 27149	\$3,400,000.00	\$0.00	\$3,400,000.00	\$718,805.08	\$1,960,013.19	\$1,439,986.81	\$851,916.26	\$588,070.55	17.30%
27153.0000.00000.0000.000000.0000.00.0000	SUMMARY	\$0.00	\$84,594.00	\$84,594.00	\$0.00	\$0.00	\$84,594.00	\$0.00	\$84,594.00	100.00%
	Fund: EXTENDED LEARNING TRANSPORTATION - 27153	\$0.00	\$84,594.00	\$84,594.00	\$0.00	\$0.00	\$84,594.00	\$0.00	\$84,594.00	100.00%
27183.0000.00000.0000.000000.0000.00.0000	SUMMARY	\$13,000.00	\$0.00	\$13,000.00	\$608.25	\$8,598.80	\$4,401.20	\$4,401.20	\$0.00	0.00%
	Fund: NM GROWN FRESH FRUIT AND VEGETABLE - 27183	\$13,000.00	\$0.00	\$13,000.00	\$608.25	\$8,598.80	\$4,401.20	\$4,401.20	\$0.00	0.00%
27407.0000.00000.0000.000000.0000.00.0000	SUMMARY	\$0.00	\$757,899.00	\$757,899.00	\$46,373.83	\$46,373.83	\$711,525.17	\$227,017.28	\$484,507.89	63.93%
	Fund: FAMILY INCOME INDEX - 27407	\$0.00	\$757,899.00	\$757,899.00	\$46,373.83	\$46,373.83	\$711,525.17	\$227,017.28	\$484,507.89	63.93%
27502.0000.00000.0000.000000.0000.00.0000	SUMMARY	\$61,755.00	\$0.00	\$61,755.00	\$1,482.95	\$7,482.95	\$54,272.05	\$22,711.47	\$31,560.58	51.11%
	Fund: NEXT GEN CTE - 27502	\$61,755.00	\$0.00	\$61,755.00	\$1,482.95	\$7,482.95	\$54,272.05	\$22,711.47	\$31,560.58	51.11%

Gadsden Independent Schools

BUDGET AND EXP REPORT-FUND TOTALS

From Date: 1/1/2022

To Date: 3/31/2022

Fiscal Year: 2021-2022

Include pre encumbrance

Print accounts with zero balance

Filter Encumbrance Detail by Date Range

Exclude inactive accounts with zero balance

Account Number	Description	Budget	Adjustments	GL Budget	Current	YTD	Balance	Encumbrance	Budget Bal	% Rem
27539.0000.00000.0000.000000.0000.00.0000	SUMMARY	\$0.00	\$50,000.00	\$50,000.00	\$0.00	\$0.00	\$50,000.00	\$12,557.80	\$37,442.20	74.88%
	Fund: ELEMENTARY SCHOOL SUPPORT - 27539	\$0.00	\$50,000.00	\$50,000.00	\$0.00	\$0.00	\$50,000.00	\$12,557.80	\$37,442.20	74.88%
28120.0000.00000.0000.000000.0000.00.0000	SUMMARY	\$78,346.00	\$0.00	\$78,346.00	\$0.00	\$0.00	\$78,346.00	\$0.00	\$78,346.00	100.00%
	Fund: NM STATE HIGHWAY DEPT - 28120	\$78,346.00	\$0.00	\$78,346.00	\$0.00	\$0.00	\$78,346.00	\$0.00	\$78,346.00	100.00%
29135.0000.00000.0000.000000.0000.00.0000	SUMMARY	\$872,176.00	\$13,457.00	\$885,633.00	\$0.00	\$0.00	\$885,633.00	\$20,402.20	\$865,230.80	97.70%
	Fund: IND REV BONDS PILOT - 29135	\$872,176.00	\$13,457.00	\$885,633.00	\$0.00	\$0.00	\$885,633.00	\$20,402.20	\$865,230.80	97.70%
31100.0000.00000.0000.000000.0000.00.0000	SUMMARY	\$33,246,555.00	\$3,393,953.00	\$36,640,508.00	\$515,899.30	\$1,471,260.13	\$35,169,247.87	\$1,750,209.56	\$33,419,038.31	91.21%
	Fund: BOND BUILDING - 31100	\$33,246,555.00	\$3,393,953.00	\$36,640,508.00	\$515,899.30	\$1,471,260.13	\$35,169,247.87	\$1,750,209.56	\$33,419,038.31	91.21%
31400.0000.00000.0000.000000.0000.00.0000	SUMMARY	\$50,000.00	\$0.00	\$50,000.00	\$0.00	\$0.00	\$50,000.00	\$0.00	\$50,000.00	100.00%
	Fund: SPECIAL CAPITAL OUTLAY-STATE - 31400	\$50,000.00	\$0.00	\$50,000.00	\$0.00	\$0.00	\$50,000.00	\$0.00	\$50,000.00	100.00%
31700.0000.00000.0000.000000.0000.00.0000	SUMMARY	\$0.00	\$78,433.00	\$78,433.00	\$78,433.00	\$78,433.00	\$0.00	\$0.00	\$0.00	0.00%
	Fund: CAPITAL IMPROVEMENTS SB-9 (STATE MATCH) - 31700	\$0.00	\$78,433.00	\$78,433.00	\$78,433.00	\$78,433.00	\$0.00	\$0.00	\$0.00	0.00%
31701.0000.00000.0000.000000.0000.00.0000	SUMMARY	\$4,424,350.00	\$771,145.00	\$5,195,495.00	\$314,797.96	\$906,631.29	\$4,288,863.71	\$754,436.29	\$3,534,427.42	68.03%
	Fund: CAPITAL IMPROVEMENTS SB-9 (LOCAL) - 31701	\$4,424,350.00	\$771,145.00	\$5,195,495.00	\$314,797.96	\$906,631.29	\$4,288,863.71	\$754,436.29	\$3,534,427.42	68.03%
31703.0000.00000.0000.000000.0000.00.0000	SUMMARY	\$3,887,108.00	\$2,529,692.00	\$6,416,800.00	\$596,630.04	\$1,579,560.23	\$4,837,239.77	\$1,073,196.19	\$3,764,043.58	58.66%
	Fund: SB9 STATE MATCH CASH - 31703	\$3,887,108.00	\$2,529,692.00	\$6,416,800.00	\$596,630.04	\$1,579,560.23	\$4,837,239.77	\$1,073,196.19	\$3,764,043.58	58.66%
31900.0000.00000.0000.000000.0000.00.0000	SUMMARY	\$3,328,870.00	\$212,746.00	\$3,541,616.00	\$110,221.04	\$1,428,152.58	\$2,113,463.42	\$118,344.21	\$1,995,119.21	56.33%
	Fund: ED. TECHNOLOGY EQUIPMENT ACT - 31900	\$3,328,870.00	\$212,746.00	\$3,541,616.00	\$110,221.04	\$1,428,152.58	\$2,113,463.42	\$118,344.21	\$1,995,119.21	56.33%
41000.0000.00000.0000.000000.0000.00.0000	SUMMARY	\$24,661,104.00	\$3,067,166.00	\$27,728,270.00	\$351,933.84	\$10,822,377.48	\$16,905,892.52	\$0.00	\$16,905,892.52	60.97%
	Fund: DEBT SERVICES - 41000	\$24,661,104.00	\$3,067,166.00	\$27,728,270.00	\$351,933.84	\$10,822,377.48	\$16,905,892.52	\$0.00	\$16,905,892.52	60.97%
43000.0000.00000.0000.000000.0000.00.0000	SUMMARY	\$5,820,566.00	\$294,531.00	\$6,115,097.00	\$10,789.54	\$3,417,675.22	\$2,697,421.78	\$0.00	\$2,697,421.78	44.11%
	Fund: TOTAL ED. TECH. DEBT SERVICE SUBFUND - 43000	\$5,820,566.00	\$294,531.00	\$6,115,097.00	\$10,789.54	\$3,417,675.22	\$2,697,421.78	\$0.00	\$2,697,421.78	44.11%
Grand Total:		\$333,574,296.00	\$20,427,198.00	\$354,001,494.00	\$43,928,576.70	\$144,258,074.39	\$209,743,419.61	\$60,990,886.11	\$148,752,533.50	42.02%

End of Report

State of New Mexico
Public School Operating Budget - Actuals Revenue Rollup Report
Gadsden 2021-2022 - Third Quarter (Jan - Mar) - Revenue
Submitted

Fund	Obj	Description	Budget	Adjustments	Adjusted Budget	Current Period	YTD	Budget Balance
11000		Operational						
11000	41110	Ad Valorem Taxes - School	\$419,239.00	\$0.00	\$419,239.00	\$185,859.25	\$312,410.75	\$106,828.25
11000	41500	Investment Income	\$15,000.00	\$0.00	\$15,000.00	\$2,815.48	\$20,014.67	(\$5,014.67)
11000	41702	Fees - Educational	\$0.00	\$0.00	\$0.00	\$7,216.00	\$20,354.80	(\$20,354.80)
11000	41705	Fees - Users	\$0.00	\$0.00	\$0.00	\$45.00	\$202.00	(\$202.00)
11000	41910	Rental Income	\$40,000.00	\$0.00	\$40,000.00	\$8,093.16	\$30,290.29	\$9,709.71
11000	41953	Insurance Recoveries	\$0.00	\$0.00	\$0.00	\$25,730.77	\$359,945.96	(\$359,945.96)
11000	41980	Refund of Prior Year's Ex	\$0.00	\$0.00	\$0.00	\$2,862.71	\$14,502.80	(\$14,502.80)
11000	43101	State Equalization Guarant	\$127,684,565.00	\$1,903,081.00	\$129,587,646.00	\$32,682,373.71	\$96,524,656.35	\$33,062,989.65
11000	43202	State Flow-through Grants	\$0.00	\$0.00	\$0.00	\$892,969.00	\$892,969.00	(\$892,969.00)
11000	43212	Indirect Costs (State Flo	\$0.00	\$0.00	\$0.00	\$7,116.88	\$19,406.07	(\$19,406.07)
11000	43213	Indirect Costs (State Dir	\$0.00	\$0.00	\$0.00	\$6,786.65	\$8,950.49	(\$8,950.49)
11000	43216	Fees - Governmental Agenc	\$80,000.00	\$0.00	\$80,000.00	\$35,879.15	\$107,071.13	(\$27,071.13)
11000	44107	Indirect Costs (Federal D	\$0.00	\$0.00	\$0.00	\$28,942.73	\$37,654.49	(\$37,654.49)
11000	44205	Indirect Costs (Federal F	\$155,000.00	\$0.00	\$155,000.00	\$602,386.11	\$810,879.05	(\$655,879.05)
11000	45304	Sale of Personal Property	\$0.00	\$0.00	\$0.00	\$0.00	\$2,000.00	(\$2,000.00)
11000	46100	Access Board (e-Rate)	\$0.00	\$0.00	\$0.00	\$0.00	\$8,433.80	(\$8,433.80)
11000		TOTAL Operational	\$128,393,804.00	\$1,903,081.00	\$130,296,885.00	\$34,489,076.60	\$99,169,741.65	\$31,127,143.35
13000		Pupil Transportation						
13000	43202	State Flow-through Grants	\$0.00	\$0.00	\$0.00	\$392.00	\$392.00	(\$392.00)
13000	43206	Transportation Distributi	\$5,429,876.00	\$0.00	\$5,429,876.00	\$1,480,875.00	\$4,442,625.00	\$987,251.00
13000		TOTAL Pupil	\$5,429,876.00	\$0.00	\$5,429,876.00	\$1,481,267.00	\$4,443,017.00	\$986,859.00
14000		Total Instructional						
14000	41980	Refund of Prior Year's Ex	\$0.00	\$0.00	\$0.00	\$25.76	\$154.01	(\$154.01)
14000		TOTAL Total	\$0.00	\$0.00	\$0.00	\$25.76	\$154.01	(\$154.01)
21000		Food Services						
21000	41500	Investment Income	\$1,000.00	\$0.00	\$1,000.00	\$0.00	\$0.00	\$1,000.00
21000	41603	Fees - Adults/Food Servic	\$1,000.00	\$0.00	\$1,000.00	\$7,188.85	\$20,732.39	(\$19,732.39)
21000	41605	Fees - Other/Food Service	\$100,000.00	\$0.00	\$100,000.00	\$118,437.34	\$159,602.35	(\$59,602.35)
21000	41980	Refund of Prior Year's Ex	\$0.00	\$0.00	\$0.00	\$1,741.88	\$1,741.88	(\$1,741.88)
21000	44500	Restricted Grants - Feder	\$4,500,000.00	\$0.00	\$4,500,000.00	\$3,318,406.18	\$7,155,999.55	(\$2,655,999.55)
21000		TOTAL Food Services	\$4,602,000.00	\$0.00	\$4,602,000.00	\$3,445,774.25	\$7,338,076.17	(\$2,736,076.17)
22000		Athletics						
22000	41701	Fees - Activities	\$0.00	\$0.00	\$0.00	\$0.00	\$258.00	(\$258.00)
22000	41705	Fees - Users	\$50,000.00	\$0.00	\$50,000.00	\$27,611.00	\$136,126.00	(\$86,126.00)
22000		TOTAL Athletics	\$50,000.00	\$0.00	\$50,000.00	\$27,611.00	\$136,384.00	(\$86,384.00)

State of New Mexico
Public School Operating Budget - Actuals Revenue Rollup Report
Gadsden 2021-2022 - Third Quarter (Jan - Mar) - Revenue
Submitted

Fund	Obj	Description	Budget	Adjustments	Adjusted Budget	Current Period	YTD	Budget Balance
23000		Non-Instructional						
23000	41701	Fees - Activities	\$50,000.00	\$0.00	\$50,000.00	\$126,147.18	\$398,736.14	(\$348,736.14)
23000	41705	Fees - Users	\$0.00	\$0.00	\$0.00	\$116.00	\$2,016.00	(\$2,016.00)
23000	41920	Contributions and Donatio	\$15,000.00	\$0.00	\$15,000.00	\$15,129.71	\$65,366.18	(\$50,366.18)
23000		TOTAL Non-	\$65,000.00	\$0.00	\$65,000.00	\$141,392.89	\$466,118.32	(\$401,118.32)
24000		Federal Flow-through						
24101		Title I - ESEA						
24101	41980	Refund of Prior Year's Ex	\$0.00	\$0.00	\$0.00	\$0.00	\$374.00	(\$374.00)
24101	44500	Restricted Grants - Feder	\$9,272,020.00	\$0.00	\$9,272,020.00	\$2,366,736.89	\$6,841,941.72	\$2,430,078.28
24101		TOTAL Title I - ESEA	\$9,272,020.00	\$0.00	\$9,272,020.00	\$2,366,736.89	\$6,842,315.72	\$2,429,704.28
24103		Migrant Children						
24103	44500	Restricted Grants - Feder	\$67,245.00	\$0.00	\$67,245.00	\$9,128.10	\$23,329.55	\$43,915.45
24103		TOTAL Migrant Children	\$67,245.00	\$0.00	\$67,245.00	\$9,128.10	\$23,329.55	\$43,915.45
24106		Entitlement IDEA-B						
24106	41980	Refund of Prior Year's Ex	\$0.00	\$0.00	\$0.00	\$374.00	\$374.00	(\$374.00)
24106	44500	Restricted Grants - Feder	\$3,275,990.00	\$0.00	\$3,275,990.00	\$2,151,528.72	\$3,130,957.35	\$145,032.65
24106	44504	Federal Flowthrough Prior	\$465,999.00	\$0.00	\$465,999.00	\$0.00	\$0.00	\$465,999.00
24106		TOTAL Entitlement	\$3,741,989.00	\$0.00	\$3,741,989.00	\$2,151,902.72	\$3,131,331.35	\$610,657.65
24109		Preschool IDEA-B						
24109	44500	Restricted Grants - Feder	\$98,224.00	\$0.00	\$98,224.00	\$20,494.58	\$39,426.78	\$58,797.22
24109		TOTAL Preschool IDEA-	\$98,224.00	\$0.00	\$98,224.00	\$20,494.58	\$39,426.78	\$58,797.22
24145		Title I - Striving Reader						
24145	44500	Restricted Grants - Feder	\$500,000.00	\$0.00	\$500,000.00	\$0.00	\$166,775.68	\$333,224.32
24145		TOTAL Title I - Striving	\$500,000.00	\$0.00	\$500,000.00	\$0.00	\$166,775.68	\$333,224.32
24153		English Language						
24153	44500	Restricted Grants - Feder	\$418,985.00	\$0.00	\$418,985.00	\$14,237.06	\$175,935.35	\$243,049.65
24153		TOTAL English	\$418,985.00	\$0.00	\$418,985.00	\$14,237.06	\$175,935.35	\$243,049.65
24154		Teacher/Principal Trainin						
24154	44500	Restricted Grants - Feder	\$929,133.00	\$1,354,545.00	\$2,283,678.00	\$136,995.82	\$488,434.11	\$1,795,243.89
24154		TOTAL	\$929,133.00	\$1,354,545.00	\$2,283,678.00	\$136,995.82	\$488,434.11	\$1,795,243.89
24163		Immigrant Funding - Title						
24163	44500	Restricted Grants - Feder	\$0.00	\$0.00	\$0.00	\$0.00	\$1,200.00	(\$1,200.00)
24163		TOTAL Immigrant	\$0.00	\$0.00	\$0.00	\$0.00	\$1,200.00	(\$1,200.00)
24174		Carl D Perkins						
24174	44500	Restricted Grants - Feder	\$276,163.00	\$26,766.00	\$302,929.00	\$109,849.00	\$177,322.10	\$125,606.90
24174		TOTAL Carl D Perkins	\$276,163.00	\$26,766.00	\$302,929.00	\$109,849.00	\$177,322.10	\$125,606.90

State of New Mexico
Public School Operating Budget - Actuals Revenue Rollup Report
Gadsden 2021-2022 - Third Quarter (Jan - Mar) - Revenue
Submitted

Fund	Obj	Description	Budget	Adjustments	Adjusted Budget	Current Period	YTD	Budget Balance
24175		Carl D Perkins						
24175	44500	Restricted Grants - Feder	\$4,317.00	\$0.00	\$4,317.00	\$4,316.68	\$4,316.68	\$0.32
24175		TOTAL Carl D Perkins	\$4,317.00	\$0.00	\$4,317.00	\$4,316.68	\$4,316.68	\$0.32
24176		Carl D Perkins						
24176	44500	Restricted Grants - Feder	\$14,075.00	\$0.00	\$14,075.00	\$0.00	\$1,300.00	\$12,775.00
24176		TOTAL Carl D Perkins	\$14,075.00	\$0.00	\$14,075.00	\$0.00	\$1,300.00	\$12,775.00
24189		Student Supp Academic						
24189	44500	Restricted Grants - Feder	\$679,662.00	\$0.00	\$679,662.00	\$193,327.01	\$679,185.54	\$476.46
24189	44504	Federal Flowthrough Prior	\$848,493.00	\$0.00	\$848,493.00	\$0.00	\$0.00	\$848,493.00
24189		TOTAL Student Supp	\$1,528,155.00	\$0.00	\$1,528,155.00	\$193,327.01	\$679,185.54	\$848,969.46
24301		CARES Act						
24301	44500	Restricted Grants - Feder	\$0.00	\$1,599,346.00	\$1,599,346.00	\$5,788.63	\$962,366.81	\$636,979.19
24301		TOTAL CARES Act	\$0.00	\$1,599,346.00	\$1,599,346.00	\$5,788.63	\$962,366.81	\$636,979.19
24306		CARES/GEER - Hepa						
24306	44500	Restricted Grants - Feder	\$0.00	\$0.00	\$0.00	\$0.00	\$303,450.54	(\$303,450.54)
24306		TOTAL CARES/GEER -	\$0.00	\$0.00	\$0.00	\$0.00	\$303,450.54	(\$303,450.54)
24308		CRRSA, ESSER II						
24308	44500	Restricted Grants - Feder	\$31,462,964.00	\$0.00	\$31,462,964.00	\$5,429,363.74	\$14,324,084.61	\$17,138,879.39
24308		TOTAL CRRSA, ESSER	\$31,462,964.00	\$0.00	\$31,462,964.00	\$5,429,363.74	\$14,324,084.61	\$17,138,879.39
24316		USDE CRRSA ESSER II						
24316	44500	Restricted Grants - Feder	\$0.00	\$116,643.00	\$116,643.00	\$0.00	\$0.00	\$116,643.00
24316		TOTAL USDE CRRSA	\$0.00	\$116,643.00	\$116,643.00	\$0.00	\$0.00	\$116,643.00
24330		24330 - ARP ESSER III						
24330	44500	Restricted Grants - Feder	\$0.00	\$0.00	\$0.00	\$0.00	\$0.00	\$0.00
24330		TOTAL 24330 - ARP	\$0.00	\$0.00	\$0.00	\$0.00	\$0.00	\$0.00
24355		Homeless Emergency						
24355	44500	Restricted Grants - Feder	\$0.00	\$170,191.00	\$170,191.00	\$0.00	\$0.00	\$170,191.00
24355		TOTAL Homeless	\$0.00	\$170,191.00	\$170,191.00	\$0.00	\$0.00	\$170,191.00
24000		TOTAL Federal Flow-	\$48,313,270.00	\$3,267,491.00	\$51,580,761.00	\$10,442,140.23	\$27,320,774.82	\$24,259,986.18
25000		Federal Direct Grants						
25153		Title XIX MEDICAID 3/21						
25153	44301	Other Restricted Grants -	\$1,000,000.00	\$0.00	\$1,000,000.00	\$310,344.37	\$856,837.56	\$143,162.44
25153		TOTAL Title XIX	\$1,000,000.00	\$0.00	\$1,000,000.00	\$310,344.37	\$856,837.56	\$143,162.44
25000		TOTAL Federal Direct	\$1,000,000.00	\$0.00	\$1,000,000.00	\$310,344.37	\$856,837.56	\$143,162.44
26000		Local Grants						
26204		Spaceport GRT Grant -						

State of New Mexico
Public School Operating Budget - Actuals Revenue Rollup Report
Gadsden 2021-2022 - Third Quarter (Jan - Mar) - Revenue
Submitted

Fund	Obj	Description	Budget	Adjustments	Adjusted Budget	Current Period	YTD	Budget Balance
26204	41921	Instructional - Categorical	\$0.00	\$0.00	\$0.00	\$0.00	\$207,234.70	(\$207,234.70)
26204		TOTAL Spaceport GRT	\$0.00	\$0.00	\$0.00	\$0.00	\$207,234.70	(\$207,234.70)
26000		TOTAL Local Grants	\$0.00	\$0.00	\$0.00	\$0.00	\$207,234.70	(\$207,234.70)
27000		State Flow-through						
27107		27107 GOB Library						
27107	43202	State Flow-through Grants	\$99,370.00	\$0.00	\$99,370.00	\$0.00	\$0.00	\$99,370.00
27107	43204	Prior Year Balances	\$0.00	\$0.00	\$0.00	\$0.00	\$18,124.43	(\$18,124.43)
27107		TOTAL 27107 GOB	\$99,370.00	\$0.00	\$99,370.00	\$0.00	\$18,124.43	\$81,245.57
27149		PreK Initiative						
27149	43202	State Flow-through Grants	\$3,400,000.00	\$0.00	\$3,400,000.00	\$661,180.87	\$2,434,459.34	\$965,540.66
27149		TOTAL PreK Initiative	\$3,400,000.00	\$0.00	\$3,400,000.00	\$661,180.87	\$2,434,459.34	\$965,540.66
27153		Extended Learning						
27153	43202	State Flow-through Grants	\$0.00	\$84,594.00	\$84,594.00	\$0.00	\$0.00	\$84,594.00
27153		TOTAL Extended	\$0.00	\$84,594.00	\$84,594.00	\$0.00	\$0.00	\$84,594.00
27183		NM Grown FVV						
27183	43202	State Flow-through Grants	\$13,000.00	\$0.00	\$13,000.00	\$8,415.55	\$8,415.55	\$4,584.45
27183		TOTAL NM Grown FVV	\$13,000.00	\$0.00	\$13,000.00	\$8,415.55	\$8,415.55	\$4,584.45
27407		Family Income Index						
27407	43202	State Flow-through Grants	\$0.00	\$757,899.00	\$757,899.00	\$42,090.44	\$42,090.44	\$715,808.56
27407		TOTAL Family Income	\$0.00	\$757,899.00	\$757,899.00	\$42,090.44	\$42,090.44	\$715,808.56
27502		Career Technical						
27502	43202	State Flow-through Grants	\$61,755.00	\$0.00	\$61,755.00	\$1,482.95	\$11,255.89	\$50,499.11
27502		TOTAL Career Technical	\$61,755.00	\$0.00	\$61,755.00	\$1,482.95	\$11,255.89	\$50,499.11
27539		Elementary School						
27539	43202	State Flow-through Grants	\$0.00	\$50,000.00	\$50,000.00	\$0.00	\$3,059.55	\$46,940.45
27539		TOTAL Elementary	\$0.00	\$50,000.00	\$50,000.00	\$0.00	\$3,059.55	\$46,940.45
27545		Extracurricular Activity/						
27545	43202	State Flow-through Grants	\$0.00	\$0.00	\$0.00	\$0.00	\$10,225.40	(\$10,225.40)
27545		TOTAL Extracurricular	\$0.00	\$0.00	\$0.00	\$0.00	\$10,225.40	(\$10,225.40)
27000		TOTAL State Flow-	\$3,574,125.00	\$892,493.00	\$4,466,618.00	\$713,169.81	\$2,527,630.60	\$1,938,987.40
28000		State Direct Grants						
28211		NM Schools Covid-19						
28211	43203	State Direct Grants	\$0.00	\$0.00	\$0.00	\$142,500.00	\$142,500.00	(\$142,500.00)
28211		TOTAL NM Schools	\$0.00	\$0.00	\$0.00	\$142,500.00	\$142,500.00	(\$142,500.00)
28000		TOTAL State Direct	\$0.00	\$0.00	\$0.00	\$142,500.00	\$142,500.00	(\$142,500.00)
29000		Combined State/Local						

State of New Mexico
Public School Operating Budget - Actuals Revenue Rollup Report
Gadsden 2021-2022 - Third Quarter (Jan - Mar) - Revenue
Submitted

Fund	Obj	Description	Budget	Adjustments	Adjusted Budget	Current Period	YTD	Budget Balance
29135		Bonds/TIF (Tax						
29135	41280	Revenue In Lieu Of Taxes	\$60,000.00	\$0.00	\$60,000.00	\$0.00	\$80,382.44	(\$20,382.44)
29135		TOTAL Bonds/TIF (Tax	\$60,000.00	\$0.00	\$60,000.00	\$0.00	\$80,382.44	(\$20,382.44)
29000		TOTAL Combined	\$60,000.00	\$0.00	\$60,000.00	\$0.00	\$80,382.44	(\$20,382.44)
31100		Bond Building						
31100	41500	Investment Income	\$20,000.00	\$0.00	\$20,000.00	\$16,462.35	\$35,120.85	(\$15,120.85)
31100	41980	Refund of Prior Year's Ex	\$0.00	\$0.00	\$0.00	\$0.00	\$7,649.25	(\$7,649.25)
31100	45110	Sale of Bonds	\$9,500,000.00	\$0.00	\$9,500,000.00	\$0.00	\$9,500,000.00	\$0.00
31100		TOTAL Bond Building	\$9,520,000.00	\$0.00	\$9,520,000.00	\$16,462.35	\$9,542,770.10	(\$22,770.10)
31400		Special Capital Outlay-St						
31400	43202	State Flow-through Grants	\$50,000.00	\$0.00	\$50,000.00	\$0.00	\$0.00	\$50,000.00
31400		TOTAL Special Capital	\$50,000.00	\$0.00	\$50,000.00	\$0.00	\$0.00	\$50,000.00
31700		Capital Improvements						
31700	43204	Prior Year Balances	\$0.00	\$78,433.00	\$78,433.00	\$0.00	\$647,781.18	(\$569,348.18)
31700		TOTAL Capital	\$0.00	\$78,433.00	\$78,433.00	\$0.00	\$647,781.18	(\$569,348.18)
31701		Capital Improvements						
31701	41110	Ad Valorem Taxes - School	\$2,118,883.00	\$0.00	\$2,118,883.00	\$944,901.56	\$1,551,093.15	\$567,789.85
31701		TOTAL Capital	\$2,118,883.00	\$0.00	\$2,118,883.00	\$944,901.56	\$1,551,093.15	\$567,789.85
31703		SB-9 State Match Cash						
31703	43202	State Flow-through Grants	\$2,838,239.00	\$2,529,692.00	\$5,367,931.00	\$2,838,239.00	\$2,838,239.00	\$2,529,692.00
31703		TOTAL SB-9 State Match	\$2,838,239.00	\$2,529,692.00	\$5,367,931.00	\$2,838,239.00	\$2,838,239.00	\$2,529,692.00
31900		Ed. Technology						
31900	41500	Investment Income	\$0.00	\$0.00	\$0.00	\$50.67	\$77.19	(\$77.19)
31900	41980	Refund of Prior Year's Ex	\$0.00	\$0.00	\$0.00	\$0.00	\$3,402.35	(\$3,402.35)
31900	45110	Sale of Bonds	\$2,000,000.00	\$0.00	\$2,000,000.00	\$0.00	\$3,402,948.00	(\$1,402,948.00)
31900		TOTAL Ed. Technology	\$2,000,000.00	\$0.00	\$2,000,000.00	\$50.67	\$3,406,427.54	(\$1,406,427.54)
41000		Debt Services						
41000	41110	Ad Valorem Taxes - School	\$12,764,152.00	\$0.00	\$12,764,152.00	\$5,813,127.52	\$9,511,835.28	\$3,252,316.72
41000		TOTAL Debt Services	\$12,764,152.00	\$0.00	\$12,764,152.00	\$5,813,127.52	\$9,511,835.28	\$3,252,316.72
43000		Total Ed. Tech. Debt						
43000	41110	Ad Valorem Taxes - School	\$2,364,673.00	\$0.00	\$2,364,673.00	\$1,078,954.17	\$1,766,263.76	\$598,409.24
43000		TOTAL Total Ed.	\$2,364,673.00	\$0.00	\$2,364,673.00	\$1,078,954.17	\$1,766,263.76	\$598,409.24
ALL		TOTAL BUDGET	\$223,144,022.00	\$8,671,190.00	\$231,815,212.00	\$61,885,037.18	\$171,953,261.28	\$59,861,950.72

State of New Mexico
Public School Operating Budget - Actuals Expenditure Detail Report
Gadsden - Third Quarter (Jan - Mar) - Expenditure
Submitted

Fund	Func	Obj	Prg	Loc	Job	Description	Budget	Adjustments	Adjusted Budget	Current Period	YTD	Encumbrance	Budget Balance	FTE
11000	1000	51100	0000	000		Operational Instruction Salaries Expense								
			0000	000		No Program								
				000		GADSDEN DIST OFFICE								
11000	1000	51100	0000	000	1610	Substitutes Professional Development	\$25,000.00	\$0.00	\$25,000.00	\$0.00	\$0.00	\$0.00	\$25,000.00	0.00
11000	1000	51100	0000	000	1611	Substitutes-Sick Leave	\$850,000.00	\$0.00	\$850,000.00	\$264,288.98	\$616,142.28	\$28,784.00	\$205,073.72	0.00
11000	1000	51100	0000	000	1612	Substitutes-Other Leave	\$575,000.00	\$0.00	\$575,000.00	\$245,062.04	\$567,848.37	\$29,536.00	(\$22,384.37)	0.00
11000	1000	51100	0000	000	1613	Separation Pay	\$0.00	\$0.00	\$0.00	\$886.34	\$26,297.41	\$2,219.49	(\$28,516.90)	0.00
11000	1000	51100	0000	000		SUBTOTAL GADSDEN DIST OFFICE	\$1,450,000.00	\$0.00	\$1,450,000.00	\$510,237.36	\$1,210,288.06	\$60,539.49	\$179,172.45	0.00
11000	1000	51100	0000			SUBTOTAL No Program	\$1,450,000.00	\$0.00	\$1,450,000.00	\$510,237.36	\$1,210,288.06	\$60,539.49	\$179,172.45	0.00
				1010		Regular Education (K-12) Programs								
				000		GADSDEN DIST OFFICE								
11000	1000	51100	1010	000	1411	Teachers-Grades 1-12	\$28,469,297.00	\$0.00	\$28,469,297.00	\$6,460,069.33	\$17,376,905.64	\$8,479,010.75	\$2,613,380.61	497.00
11000	1000	51100	1010	000	1413	Teachers-Early Childhood Ed	\$914,400.00	\$0.00	\$914,400.00	\$0.00	\$0.00	\$0.00	\$914,400.00	0.00
11000	1000	51100	1010	000	1711	Instructional Assistants-Grades 1-12	\$995,432.00	\$0.00	\$995,432.00	\$130,433.97	\$334,729.28	\$158,583.57	\$502,119.15	34.00
11000	1000	51100	1010	000	1713	Instructional Assistants-Early Childhood Education	\$447,207.00	\$0.00	\$447,207.00	\$95,329.30	\$258,299.68	\$122,965.10	\$65,942.22	23.00
11000	1000	51100	1010	000		SUBTOTAL GADSDEN DIST OFFICE	\$30,826,336.00	\$0.00	\$30,826,336.00	\$6,685,832.60	\$17,969,934.60	\$8,760,559.42	\$4,095,841.98	554.00
11000	1000	51100	1010			SUBTOTAL Regular Education (K-12) Programs	\$30,826,336.00	\$0.00	\$30,826,336.00	\$6,685,832.60	\$17,969,934.60	\$8,760,559.42	\$4,095,841.98	554.00
				1020		Elementary Fine Arts Programs								
				000		GADSDEN DIST OFFICE								
11000	1000	51100	1020	000	1411	Teachers-Grades 1-12	\$910,893.00	\$0.00	\$910,893.00	\$224,245.68	\$596,002.68	\$298,994.00	\$15,896.32	16.00
11000	1000	51100	1020	000		SUBTOTAL GADSDEN DIST OFFICE	\$910,893.00	\$0.00	\$910,893.00	\$224,245.68	\$596,002.68	\$298,994.00	\$15,896.32	16.00
11000	1000	51100	1020			SUBTOTAL Elementary Fine Arts Programs	\$910,893.00	\$0.00	\$910,893.00	\$224,245.68	\$596,002.68	\$298,994.00	\$15,896.32	16.00
				2000		Special Programs								
				000		GADSDEN DIST OFFICE								
11000	1000	51100	2000	000	1412	Teachers- Special Education	\$9,186,502.00	\$0.00	\$9,186,502.00	\$1,921,166.58	\$5,303,314.81	\$2,557,299.67	\$1,325,887.52	159.70
11000	1000	51100	2000	000	1422	Teachers- Special Education-Gifted	\$129,112.00	\$0.00	\$129,112.00	\$30,598.07	\$89,776.64	\$37,322.98	\$2,012.38	2.00
11000	1000	51100	2000	000	1712	Instructional Assistants-Special Education	\$62,307.00	\$0.00	\$62,307.00	\$7,297.20	\$20,675.40	\$7,297.16	\$34,334.44	1.00
11000	1000	51100	2000	000		SUBTOTAL GADSDEN DIST OFFICE	\$9,377,921.00	\$0.00	\$9,377,921.00	\$1,959,061.85	\$5,413,766.85	\$2,601,919.81	\$1,362,234.34	162.70
11000	1000	51100	2000			SUBTOTAL Special Programs	\$9,377,921.00	\$0.00	\$9,377,921.00	\$1,959,061.85	\$5,413,766.85	\$2,601,919.81	\$1,362,234.34	162.70
				3000		Vocational and Technical Programs								
				000		GADSDEN DIST OFFICE								

**State of New Mexico
Public School Operating Budget - Actuals Expenditure Detail Report
Gadsden - Third Quarter (Jan - Mar) - Expenditure
Submitted**

Fund	Func	Obj	Prg	Loc	Job	Description	Budget	Adjustments	Adjusted Budget	Current Period	YTD	Encumbrance	Budget Balance	FTE
11000	1000	51100	3000	000	1415	Teachers-Vocational and Technical	\$2,016,413.00	\$0.00	\$2,016,413.00	\$487,383.44	\$1,304,321.75	\$599,110.46	\$112,980.79	36.00
11000	1000	51100	3000	000		SUBTOTAL GADSDEN DIST OFFICE	\$2,016,413.00	\$0.00	\$2,016,413.00	\$487,383.44	\$1,304,321.75	\$599,110.46	\$112,980.79	36.00
11000	1000	51100	3000			SUBTOTAL Vocational and Technical Programs	\$2,016,413.00	\$0.00	\$2,016,413.00	\$487,383.44	\$1,304,321.75	\$599,110.46	\$112,980.79	36.00
			4010			Bilingual Education Programs								
			000			GADSDEN DIST OFFICE								
11000	1000	51100	4010	000	1413	Teachers-Early Childhood Ed	\$287,479.00	\$0.00	\$287,479.00	\$857.16	\$1,857.18	\$1,142.82	\$284,479.00	0.01
11000	1000	51100	4010	000	1711	Instructional Assistants-Grades 1-12	\$201,451.00	\$0.00	\$201,451.00	\$63,373.15	\$161,956.79	\$97,305.24	(\$57,811.03)	15.00
11000	1000	51100	4010	000	1713	Instructional Assistants-Early Childhood Education	\$359,326.00	\$0.00	\$359,326.00	\$86,190.21	\$242,069.86	\$102,931.22	\$14,324.92	20.00
11000	1000	51100	4010	000		SUBTOTAL GADSDEN DIST OFFICE	\$848,256.00	\$0.00	\$848,256.00	\$150,420.52	\$405,883.83	\$201,379.28	\$240,992.89	35.01
11000	1000	51100	4010			SUBTOTAL Bilingual Education Programs	\$848,256.00	\$0.00	\$848,256.00	\$150,420.52	\$405,883.83	\$201,379.28	\$240,992.89	35.01
			4020			Alternative and At-Risk Programs								
			000			GADSDEN DIST OFFICE								
11000	1000	51100	4020	000	1411	Teachers-Grades 1-12	\$700,241.00	\$0.00	\$700,241.00	\$179,458.09	\$474,953.70	\$0.00	\$225,287.30	12.00
11000	1000	51100	4020	000	1413	Teachers-Early Childhood Ed	\$1,567,844.00	\$0.00	\$1,567,844.00	\$675,422.45	\$1,807,746.98	\$0.00	(\$239,902.98)	51.00
11000	1000	51100	4020	000	1416	Teachers-Other Instruction	\$7,075,995.00	\$0.00	\$7,075,995.00	\$1,616,078.87	\$4,398,336.13	\$0.00	\$2,677,658.87	10.00
11000	1000	51100	4020	000	1713	Instructional Assistants-Early Childhood Education	\$0.00	\$0.00	\$0.00	\$511.12	\$511.12	\$0.00	(\$511.12)	0.10
11000	1000	51100	4020	000		SUBTOTAL GADSDEN DIST OFFICE	\$9,344,080.00	\$0.00	\$9,344,080.00	\$2,471,470.53	\$6,681,547.93	\$0.00	\$2,662,532.07	73.10
11000	1000	51100	4020			SUBTOTAL Alternative and At-Risk Programs	\$9,344,080.00	\$0.00	\$9,344,080.00	\$2,471,470.53	\$6,681,547.93	\$0.00	\$2,662,532.07	73.10
			4025			At-Risk Special Programs								
			000			GADSDEN DIST OFFICE								
11000	1000	51100	4025	000	1712	Instructional Assistants-Special Education	\$3,427,569.00	\$0.00	\$3,427,569.00	\$675,678.73	\$1,828,527.51	\$0.00	\$1,599,041.49	173.50
11000	1000	51100	4025	000		SUBTOTAL GADSDEN DIST OFFICE	\$3,427,569.00	\$0.00	\$3,427,569.00	\$675,678.73	\$1,828,527.51	\$0.00	\$1,599,041.49	173.50
11000	1000	51100	4025			SUBTOTAL At-Risk Special Programs	\$3,427,569.00	\$0.00	\$3,427,569.00	\$675,678.73	\$1,828,527.51	\$0.00	\$1,599,041.49	173.50
11000	1000	51100				SUBTOTAL Salaries Expense	\$58,201,468.00	\$0.00	\$58,201,468.00	\$13,164,330.71	\$35,410,273.21	\$12,522,502.46	\$10,268,692.33	1,050.31
			51200			Overtime Expense								
			2000			Special Programs								
			000			GADSDEN DIST OFFICE								
11000	1000	51200	2000	000	1712	Instructional Assistants-Special Education	\$0.00	\$0.00	\$0.00	\$66.92	\$66.92	\$0.00	(\$66.92)	0.00
11000	1000	51200	2000	000		SUBTOTAL GADSDEN DIST OFFICE	\$0.00	\$0.00	\$0.00	\$66.92	\$66.92	\$0.00	(\$66.92)	0.00
11000	1000	51200	2000			SUBTOTAL Special Programs	\$0.00	\$0.00	\$0.00	\$66.92	\$66.92	\$0.00	(\$66.92)	0.00
11000	1000	51200				SUBTOTAL Overtime Expense	\$0.00	\$0.00	\$0.00	\$66.92	\$66.92	\$0.00	(\$66.92)	0.00

State of New Mexico
Public School Operating Budget - Actuals Expenditure Detail Report
Gadsden - Third Quarter (Jan - Mar) - Expenditure
Submitted

Fund	Func	Obj	Prg	Loc	Job	Description	Budget	Adjustments	Adjusted Budget	Current Period	YTD	Encumbrance	Budget Balance	FTE
		51300				Additional Compensation								
			1010			Regular Education (K-12) Programs								
				000		GADSDEN DIST OFFICE								
11000	1000	51300	1010	000	1411	Teachers-Grades 1-12	\$19,653.00	\$553,940.00	\$573,593.00	\$276,750.00	\$574,832.84	\$10,275.00	(\$11,514.84)	0.00
11000	1000	51300	1010	000	1414	Teachers-Preschool (exclude Special Ed)	\$0.00	\$18,000.00	\$18,000.00	\$10,500.00	\$19,500.01	\$0.00	(\$1,500.01)	0.00
11000	1000	51300	1010	000	1621	Summer School/After School	\$40,000.00	\$500.00	\$40,500.00	\$0.00	\$0.00	\$0.00	\$40,500.00	0.00
11000	1000	51300	1010	000	1624	Activities Salary	\$0.00	\$0.00	\$0.00	\$75,750.00	\$133,750.00	\$0.00	(\$133,750.00)	0.00
11000	1000	51300	1010	000	1711	Instructional Assistants-Grades 1-12	\$0.00	\$36,000.00	\$36,000.00	\$19,000.00	\$36,500.01	\$0.00	(\$500.01)	0.00
11000	1000	51300	1010	000	1713	Instructional Assistants-Early Childhood Education	\$0.00	\$22,000.00	\$22,000.00	\$10,500.00	\$20,500.00	\$0.00	\$1,500.00	0.00
11000	1000	51300	1010	000	1714	Instructional Assistants Preschool	\$0.00	\$22,000.00	\$22,000.00	\$11,500.00	\$22,500.00	\$0.00	(\$500.00)	0.00
11000	1000	51300	1010	000		SUBTOTAL GADSDEN DIST OFFICE	\$59,653.00	\$652,440.00	\$712,093.00	\$404,000.00	\$807,582.86	\$10,275.00	(\$105,764.86)	0.00
11000	1000	51300	1010			SUBTOTAL Regular Education (K-12) Programs	\$59,653.00	\$652,440.00	\$712,093.00	\$404,000.00	\$807,582.86	\$10,275.00	(\$105,764.86)	0.00
			1020			Elementary Fine Arts Programs								
				000		GADSDEN DIST OFFICE								
11000	1000	51300	1020	000	1411	Teachers-Grades 1-12	\$20,000.00	\$16,000.00	\$36,000.00	\$16,225.00	\$24,962.50	\$875.00	\$10,162.50	0.00
11000	1000	51300	1020	000		SUBTOTAL GADSDEN DIST OFFICE	\$20,000.00	\$16,000.00	\$36,000.00	\$16,225.00	\$24,962.50	\$875.00	\$10,162.50	0.00
11000	1000	51300	1020			SUBTOTAL Elementary Fine Arts Programs	\$20,000.00	\$16,000.00	\$36,000.00	\$16,225.00	\$24,962.50	\$875.00	\$10,162.50	0.00
			2000			Special Programs								
				000		GADSDEN DIST OFFICE								
11000	1000	51300	2000	000	1412	Teachers- Special Education	\$124,000.00	\$171,000.00	\$295,000.00	\$84,032.50	\$170,042.54	\$7,187.50	\$117,769.96	0.00
11000	1000	51300	2000	000	1422	Teachers- Special Education-Gifted	\$0.00	\$2,000.00	\$2,000.00	\$1,000.00	\$2,000.00	\$0.00	\$0.00	0.00
11000	1000	51300	2000	000	1712	Instructional Assistants-Special Education	\$0.00	\$27,000.00	\$27,000.00	\$13,500.00	\$26,500.00	\$66.92	\$433.08	0.00
11000	1000	51300	2000	000		SUBTOTAL GADSDEN DIST OFFICE	\$124,000.00	\$200,000.00	\$324,000.00	\$98,532.50	\$198,542.54	\$7,254.42	\$118,203.04	0.00
11000	1000	51300	2000			SUBTOTAL Special Programs	\$124,000.00	\$200,000.00	\$324,000.00	\$98,532.50	\$198,542.54	\$7,254.42	\$118,203.04	0.00
			3000			Vocational and Technical Programs								
				000		GADSDEN DIST OFFICE								
11000	1000	51300	3000	000	1415	Teachers-Vocational and Technical	\$0.00	\$32,000.00	\$32,000.00	\$17,000.00	\$32,500.01	\$0.00	(\$500.01)	0.00
11000	1000	51300	3000	000		SUBTOTAL GADSDEN DIST OFFICE	\$0.00	\$32,000.00	\$32,000.00	\$17,000.00	\$32,500.01	\$0.00	(\$500.01)	0.00
11000	1000	51300	3000			SUBTOTAL Vocational and Technical Programs	\$0.00	\$32,000.00	\$32,000.00	\$17,000.00	\$32,500.01	\$0.00	(\$500.01)	0.00
			4010			Bilingual Education Programs								
				000		GADSDEN DIST OFFICE								
11000	1000	51300	4010	000	1411	Teachers-Grades 1-12	\$26,670.00	\$0.00	\$26,670.00	\$0.00	\$0.00	\$0.00	\$26,670.00	0.00

State of New Mexico
Public School Operating Budget - Actuals Expenditure Detail Report
Gadsden - Third Quarter (Jan - Mar) - Expenditure
Submitted

Fund	Func	Obj	Prg	Loc	Job	Description	Budget	Adjustments	Adjusted Budget	Current Period	YTD	Encumbrance	Budget Balance	FTE
11000	1000	51300	4010	000	1416	Teachers-Other Instruction	\$0.00	\$0.00	\$0.00	\$800.00	\$1,550.00	\$0.00	(\$1,550.00)	0.00
11000	1000	51300	4010	000	1711	Instructional Assistants-Grades 1-12	\$0.00	\$14,000.00	\$14,000.00	\$7,500.00	\$14,500.00	\$0.00	(\$500.00)	0.00
11000	1000	51300	4010	000	1713	Instructional Assistants-Early Childhood Education	\$0.00	\$21,000.00	\$21,000.00	\$9,000.00	\$19,000.00	\$0.00	\$2,000.00	0.00
11000	1000	51300	4010	000		SUBTOTAL GADSDEN DIST OFFICE	\$26,670.00	\$35,000.00	\$61,670.00	\$17,300.00	\$35,050.00	\$0.00	\$26,620.00	0.00
11000	1000	51300	4010			SUBTOTAL Bilingual Education Programs	\$26,670.00	\$35,000.00	\$61,670.00	\$17,300.00	\$35,050.00	\$0.00	\$26,620.00	0.00
			4020			Alternative and At-Risk Programs								
				000		GADSDEN DIST OFFICE								
11000	1000	51300	4020	000	1411	Teachers-Grades 1-12	\$86,485.00	\$19,756.00	\$106,241.00	\$6,937.50	\$14,191.63	\$0.00	\$92,049.37	0.00
11000	1000	51300	4020	000	1413	Teachers-Early Childhood Ed	\$0.00	\$51,000.00	\$51,000.00	\$25,000.00	\$50,000.02	\$0.00	\$999.98	0.00
11000	1000	51300	4020	000	1416	Teachers-Other Instruction	\$0.00	\$114,000.00	\$114,000.00	\$55,000.00	\$110,000.08	\$0.00	\$3,999.92	0.00
11000	1000	51300	4020	000	1621	Summer School/After School	\$0.00	\$0.00	\$0.00	\$0.00	\$357.23	\$0.00	(\$357.23)	0.00
11000	1000	51300	4020	000	1713	Instructional Assistants-Early Childhood Education	\$0.00	\$0.00	\$0.00	\$0.00	\$0.00	\$0.00	\$0.00	0.00
11000	1000	51300	4020	000		SUBTOTAL GADSDEN DIST OFFICE	\$86,485.00	\$184,756.00	\$271,241.00	\$86,937.50	\$174,548.96	\$0.00	\$96,692.04	0.00
11000	1000	51300	4020			SUBTOTAL Alternative and At-Risk Programs	\$86,485.00	\$184,756.00	\$271,241.00	\$86,937.50	\$174,548.96	\$0.00	\$96,692.04	0.00
			4025			At-Risk Special Programs								
				000		GADSDEN DIST OFFICE								
11000	1000	51300	4025	000	1712	Instructional Assistants-Special Education	\$0.00	\$153,000.00	\$153,000.00	\$75,500.00	\$153,750.01	\$0.00	(\$750.01)	0.00
11000	1000	51300	4025	000		SUBTOTAL GADSDEN DIST OFFICE	\$0.00	\$153,000.00	\$153,000.00	\$75,500.00	\$153,750.01	\$0.00	(\$750.01)	0.00
11000	1000	51300	4025			SUBTOTAL At-Risk Special Programs	\$0.00	\$153,000.00	\$153,000.00	\$75,500.00	\$153,750.01	\$0.00	(\$750.01)	0.00
			4030			K-5 Plus Programs								
				000		GADSDEN DIST OFFICE								
11000	1000	51300	4030	000	1411	Teachers-Grades 1-12	\$998,057.00	\$0.00	\$998,057.00	\$0.00	\$0.00	\$0.00	\$998,057.00	0.00
11000	1000	51300	4030	000	1621	Summer School/After School	\$278,732.00	\$0.00	\$278,732.00	\$0.00	\$0.00	\$0.00	\$278,732.00	0.00
11000	1000	51300	4030	000	1711	Instructional Assistants-Grades 1-12	\$52,419.00	\$0.00	\$52,419.00	\$0.00	\$0.00	\$0.00	\$52,419.00	0.00
11000	1000	51300	4030	000		SUBTOTAL GADSDEN DIST OFFICE	\$1,329,208.00	\$0.00	\$1,329,208.00	\$0.00	\$0.00	\$0.00	\$1,329,208.00	0.00
11000	1000	51300	4030			SUBTOTAL K-5 Plus Programs	\$1,329,208.00	\$0.00	\$1,329,208.00	\$0.00	\$0.00	\$0.00	\$1,329,208.00	0.00
			9000			Co-Curricular and Extra-Curricular Activities								
				000		GADSDEN DIST OFFICE								
11000	1000	51300	9000	000	1618	Athletics Salaries	\$694,044.00	\$31,000.00	\$725,044.00	\$174,539.27	\$503,167.80	\$131,402.17	\$90,474.03	0.00
11000	1000	51300	9000	000	1624	Activities Salary	\$442,160.00	\$0.00	\$442,160.00	\$86,228.39	\$149,967.44	\$122,313.42	\$169,879.14	0.00
11000	1000	51300	9000	000		SUBTOTAL GADSDEN DIST OFFICE	\$1,136,204.00	\$31,000.00	\$1,167,204.00	\$260,767.66	\$653,135.24	\$253,715.59	\$260,353.17	0.00

State of New Mexico
Public School Operating Budget - Actuals Expenditure Detail Report
Gadsden - Third Quarter (Jan - Mar) - Expenditure
Submitted

Fund	Func	Obj	Prg	Loc	Job	Description	Budget	Adjustments	Adjusted Budget	Current Period	YTD	Encumbrance	Budget Balance	FTE
11000	1000	51300	9000			<i>SUBTOTAL Co-Curricular and Extra-Curricular Activities</i>	\$1,136,204.00	\$31,000.00	\$1,167,204.00	\$260,767.66	\$653,135.24	\$253,715.59	\$260,353.17	0.00
11000	1000	51300				<i>SUBTOTAL Additional Compensation</i>	\$2,782,220.00	\$1,304,196.00	\$4,086,416.00	\$976,262.66	\$2,080,072.12	\$272,120.01	\$1,734,223.87	0.00
		52111				Educational Retirement								
			0000			No Program								
11000	1000	52111	0000	000		GADSDEN DIST OFFICE	\$219,676.00	\$0.00	\$219,676.00	\$1,955,149.55	\$5,271,555.53	\$2,540,846.46	(\$7,592,725.99)	0.00
11000	1000	52111	0000			<i>SUBTOTAL No Program</i>	\$219,676.00	\$0.00	\$219,676.00	\$1,955,149.55	\$5,271,555.53	\$2,540,846.46	(\$7,592,725.99)	0.00
			1010			Regular Education (K-12) Programs								
11000	1000	52111	1010	000		GADSDEN DIST OFFICE	\$4,679,029.00	\$76.00	\$4,679,105.00	\$0.00	\$0.00	\$0.00	\$4,679,105.00	0.00
11000	1000	52111	1010			<i>SUBTOTAL Regular Education (K-12) Programs</i>	\$4,679,029.00	\$76.00	\$4,679,105.00	\$0.00	\$0.00	\$0.00	\$4,679,105.00	0.00
			1020			Elementary Fine Arts Programs								
11000	1000	52111	1020	000		GADSDEN DIST OFFICE	\$141,030.00	\$0.00	\$141,030.00	\$0.00	\$0.00	\$0.00	\$141,030.00	0.00
11000	1000	52111	1020			<i>SUBTOTAL Elementary Fine Arts Programs</i>	\$141,030.00	\$0.00	\$141,030.00	\$0.00	\$0.00	\$0.00	\$141,030.00	0.00
			2000			Special Programs								
11000	1000	52111	2000	000		GADSDEN DIST OFFICE	\$1,439,361.00	\$0.00	\$1,439,361.00	\$0.00	\$0.00	\$0.00	\$1,439,361.00	0.00
11000	1000	52111	2000			<i>SUBTOTAL Special Programs</i>	\$1,439,361.00	\$0.00	\$1,439,361.00	\$0.00	\$0.00	\$0.00	\$1,439,361.00	0.00
			3000			Vocational and Technical Programs								
11000	1000	52111	3000	000		GADSDEN DIST OFFICE	\$305,487.00	\$0.00	\$305,487.00	\$0.00	\$0.00	\$0.00	\$305,487.00	0.00
11000	1000	52111	3000			<i>SUBTOTAL Vocational and Technical Programs</i>	\$305,487.00	\$0.00	\$305,487.00	\$0.00	\$0.00	\$0.00	\$305,487.00	0.00
			4010			Bilingual Education Programs								
11000	1000	52111	4010	000		GADSDEN DIST OFFICE	\$133,464.00	\$0.00	\$133,464.00	\$0.00	\$0.00	\$0.00	\$133,464.00	0.00
11000	1000	52111	4010			<i>SUBTOTAL Bilingual Education Programs</i>	\$133,464.00	\$0.00	\$133,464.00	\$0.00	\$0.00	\$0.00	\$133,464.00	0.00
			4020			Alternative and At-Risk Programs								
11000	1000	52111	4020	000		GADSDEN DIST OFFICE	\$1,428,731.00	\$1,112.00	\$1,429,843.00	\$0.00	\$0.00	\$0.00	\$1,429,843.00	0.00
11000	1000	52111	4020			<i>SUBTOTAL Alternative and At-Risk Programs</i>	\$1,428,731.00	\$1,112.00	\$1,429,843.00	\$0.00	\$0.00	\$0.00	\$1,429,843.00	0.00
			4025			At-Risk Special Programs								
11000	1000	52111	4025	000		GADSDEN DIST OFFICE	\$519,277.00	\$0.00	\$519,277.00	\$0.00	\$0.00	\$0.00	\$519,277.00	0.00
11000	1000	52111	4025			<i>SUBTOTAL At-Risk Special Programs</i>	\$519,277.00	\$0.00	\$519,277.00	\$0.00	\$0.00	\$0.00	\$519,277.00	0.00
			4030			K-5 Plus Programs								
11000	1000	52111	4030	000		GADSDEN DIST OFFICE	\$195,148.00	\$0.00	\$195,148.00	\$0.00	\$0.00	\$0.00	\$195,148.00	0.00
11000	1000	52111	4030			<i>SUBTOTAL K-5 Plus Programs</i>	\$195,148.00	\$0.00	\$195,148.00	\$0.00	\$0.00	\$0.00	\$195,148.00	0.00
			9000			Co-Curricular and Extra-Curricular Activities								
11000	1000	52111	9000	000		GADSDEN DIST OFFICE	\$165,402.00	\$0.00	\$165,402.00	\$0.00	\$0.00	\$0.00	\$165,402.00	0.00

State of New Mexico
Public School Operating Budget - Actuals Expenditure Detail Report
Gadsden - Third Quarter (Jan - Mar) - Expenditure
Submitted

Fund	Func	Obj	Prg	Loc	Job	Description	Budget	Adjustments	Adjusted Budget	Current Period	YTD	Encumbrance	Budget Balance	FTE
11000	1000	52111	9000			<i>SUBTOTAL Co-Curricular and Extra-Curricular Activities</i>	\$165,402.00	\$0.00	\$165,402.00	\$0.00	\$0.00	\$0.00	\$165,402.00	0.00
11000	1000	52111				<i>SUBTOTAL Educational Retirement</i>	\$9,226,605.00	\$1,188.00	\$9,227,793.00	\$1,955,149.55	\$5,271,555.53	\$2,540,846.46	\$1,415,391.01	0.00
					52112	ERA - Retiree Health								
					0000	No Program								
11000	1000	52112	0000	000		GADSDEN DIST OFFICE	\$29,000.00	\$0.00	\$29,000.00	\$258,157.06	\$695,996.31	\$335,555.25	(\$1,002,551.56)	0.00
11000	1000	52112	0000			<i>SUBTOTAL No Program</i>	\$29,000.00	\$0.00	\$29,000.00	\$258,157.06	\$695,996.31	\$335,555.25	(\$1,002,551.56)	0.00
					1010	Regular Education (K-12) Programs								
11000	1000	52112	1010	000		GADSDEN DIST OFFICE	\$617,760.00	\$10.00	\$617,770.00	\$0.00	\$0.00	\$0.00	\$617,770.00	0.00
11000	1000	52112	1010			<i>SUBTOTAL Regular Education (K-12) Programs</i>	\$617,760.00	\$10.00	\$617,770.00	\$0.00	\$0.00	\$0.00	\$617,770.00	0.00
					1020	Elementary Fine Arts Programs								
11000	1000	52112	1020	000		GADSDEN DIST OFFICE	\$18,618.00	\$0.00	\$18,618.00	\$0.00	\$0.00	\$0.00	\$18,618.00	0.00
11000	1000	52112	1020			<i>SUBTOTAL Elementary Fine Arts Programs</i>	\$18,618.00	\$0.00	\$18,618.00	\$0.00	\$0.00	\$0.00	\$18,618.00	0.00
					2000	Special Programs								
11000	1000	52112	2000	000		GADSDEN DIST OFFICE	\$190,018.00	\$0.00	\$190,018.00	\$0.00	\$0.00	\$0.00	\$190,018.00	0.00
11000	1000	52112	2000			<i>SUBTOTAL Special Programs</i>	\$190,018.00	\$0.00	\$190,018.00	\$0.00	\$0.00	\$0.00	\$190,018.00	0.00
					3000	Vocational and Technical Programs								
11000	1000	52112	3000	000		GADSDEN DIST OFFICE	\$40,328.00	\$0.00	\$40,328.00	\$0.00	\$0.00	\$0.00	\$40,328.00	0.00
11000	1000	52112	3000			<i>SUBTOTAL Vocational and Technical Programs</i>	\$40,328.00	\$0.00	\$40,328.00	\$0.00	\$0.00	\$0.00	\$40,328.00	0.00
					4010	Bilingual Education Programs								
11000	1000	52112	4010	000		GADSDEN DIST OFFICE	\$17,666.00	\$0.00	\$17,666.00	\$0.00	\$0.00	\$0.00	\$17,666.00	0.00
11000	1000	52112	4010			<i>SUBTOTAL Bilingual Education Programs</i>	\$17,666.00	\$0.00	\$17,666.00	\$0.00	\$0.00	\$0.00	\$17,666.00	0.00
					4020	Alternative and At-Risk Programs								
11000	1000	52112	4020	000		GADSDEN DIST OFFICE	\$188,611.00	\$155.00	\$188,766.00	\$0.00	\$0.00	\$0.00	\$188,766.00	0.00
11000	1000	52112	4020			<i>SUBTOTAL Alternative and At-Risk Programs</i>	\$188,611.00	\$155.00	\$188,766.00	\$0.00	\$0.00	\$0.00	\$188,766.00	0.00
					4025	At-Risk Special Programs								
11000	1000	52112	4025	000		GADSDEN DIST OFFICE	\$68,551.00	\$0.00	\$68,551.00	\$0.00	\$0.00	\$0.00	\$68,551.00	0.00
11000	1000	52112	4025			<i>SUBTOTAL At-Risk Special Programs</i>	\$68,551.00	\$0.00	\$68,551.00	\$0.00	\$0.00	\$0.00	\$68,551.00	0.00
					4030	K-5 Plus Programs								
11000	1000	52112	4030	000		GADSDEN DIST OFFICE	\$26,514.00	\$0.00	\$26,514.00	\$0.00	\$0.00	\$0.00	\$26,514.00	0.00
11000	1000	52112	4030			<i>SUBTOTAL K-5 Plus Programs</i>	\$26,514.00	\$0.00	\$26,514.00	\$0.00	\$0.00	\$0.00	\$26,514.00	0.00
					9000	Co-Curricular and Extra-Curricular Activities								
11000	1000	52112	9000	000		GADSDEN DIST OFFICE	\$21,924.00	\$0.00	\$21,924.00	\$0.00	\$0.00	\$0.00	\$21,924.00	0.00

State of New Mexico
Public School Operating Budget - Actuals Expenditure Detail Report
Gadsden - Third Quarter (Jan - Mar) - Expenditure
Submitted

Fund	Func	Obj	Prg	Loc	Job	Description	Budget	Adjustments	Adjusted Budget	Current Period	YTD	Encumbrance	Budget Balance	FTE
11000	1000	52112	9000			<i>SUBTOTAL Co-Curricular and Extra-Curricular Activities</i>	\$21,924.00	\$0.00	\$21,924.00	\$0.00	\$0.00	\$0.00	\$21,924.00	0.00
11000	1000	52112				<i>SUBTOTAL ERA - Retiree Health</i>	\$1,218,990.00	\$165.00	\$1,219,155.00	\$258,157.06	\$695,996.31	\$335,555.25	\$187,603.44	0.00
			52210			FICA Payments								
			0000			No Program								
11000	1000	52210	0000	000		GADSDEN DIST OFFICE	\$89,900.00	\$0.00	\$89,900.00	\$821,644.08	\$2,177,250.28	\$973,764.66	(\$3,061,114.94)	0.00
11000	1000	52210	0000			<i>SUBTOTAL No Program</i>	\$89,900.00	\$0.00	\$89,900.00	\$821,644.08	\$2,177,250.28	\$973,764.66	(\$3,061,114.94)	0.00
			1010			Regular Education (K-12) Programs								
11000	1000	52210	1010	000		GADSDEN DIST OFFICE	\$1,914,895.00	\$40,331.00	\$1,955,226.00	\$0.00	\$0.00	\$0.00	\$1,955,226.00	0.00
11000	1000	52210	1010			<i>SUBTOTAL Regular Education (K-12) Programs</i>	\$1,914,895.00	\$40,331.00	\$1,955,226.00	\$0.00	\$0.00	\$0.00	\$1,955,226.00	0.00
			1020			Elementary Fine Arts Programs								
11000	1000	52210	1020	000		GADSDEN DIST OFFICE	\$57,715.00	\$992.00	\$58,707.00	\$0.00	\$0.00	\$0.00	\$58,707.00	0.00
11000	1000	52210	1020			<i>SUBTOTAL Elementary Fine Arts Programs</i>	\$57,715.00	\$992.00	\$58,707.00	\$0.00	\$0.00	\$0.00	\$58,707.00	0.00
			2000			Special Programs								
11000	1000	52210	2000	000		GADSDEN DIST OFFICE	\$589,057.00	\$12,400.00	\$601,457.00	\$0.00	\$0.00	\$0.00	\$601,457.00	0.00
11000	1000	52210	2000			<i>SUBTOTAL Special Programs</i>	\$589,057.00	\$12,400.00	\$601,457.00	\$0.00	\$0.00	\$0.00	\$601,457.00	0.00
			3000			Vocational and Technical Programs								
11000	1000	52210	3000	000		GADSDEN DIST OFFICE	\$125,018.00	\$1,984.00	\$127,002.00	\$0.00	\$0.00	\$0.00	\$127,002.00	0.00
11000	1000	52210	3000			<i>SUBTOTAL Vocational and Technical Programs</i>	\$125,018.00	\$1,984.00	\$127,002.00	\$0.00	\$0.00	\$0.00	\$127,002.00	0.00
			4010			Bilingual Education Programs								
11000	1000	52210	4010	000		GADSDEN DIST OFFICE	\$55,269.00	\$2,170.00	\$57,439.00	\$0.00	\$0.00	\$0.00	\$57,439.00	0.00
11000	1000	52210	4010			<i>SUBTOTAL Bilingual Education Programs</i>	\$55,269.00	\$2,170.00	\$57,439.00	\$0.00	\$0.00	\$0.00	\$57,439.00	0.00
			4020			Alternative and At-Risk Programs								
11000	1000	52210	4020	000		GADSDEN DIST OFFICE	\$584,695.00	\$11,455.00	\$596,150.00	\$0.00	\$0.00	\$0.00	\$596,150.00	0.00
11000	1000	52210	4020			<i>SUBTOTAL Alternative and At-Risk Programs</i>	\$584,695.00	\$11,455.00	\$596,150.00	\$0.00	\$0.00	\$0.00	\$596,150.00	0.00
			4025			At-Risk Special Programs								
11000	1000	52210	4025	000		GADSDEN DIST OFFICE	\$212,509.00	\$9,486.00	\$221,995.00	\$0.00	\$0.00	\$0.00	\$221,995.00	0.00
11000	1000	52210	4025			<i>SUBTOTAL At-Risk Special Programs</i>	\$212,509.00	\$9,486.00	\$221,995.00	\$0.00	\$0.00	\$0.00	\$221,995.00	0.00
			4030			K-5 Plus Programs								
11000	1000	52210	4030	000		GADSDEN DIST OFFICE	\$82,330.00	\$0.00	\$82,330.00	\$0.00	\$0.00	\$0.00	\$82,330.00	0.00
11000	1000	52210	4030			<i>SUBTOTAL K-5 Plus Programs</i>	\$82,330.00	\$0.00	\$82,330.00	\$0.00	\$0.00	\$0.00	\$82,330.00	0.00
			9000			Co-Curricular and Extra-Curricular Activities								
11000	1000	52210	9000	000		GADSDEN DIST OFFICE	\$67,965.00	\$1,922.00	\$69,887.00	\$0.00	\$0.00	\$0.00	\$69,887.00	0.00

**State of New Mexico
Public School Operating Budget - Actuals Expenditure Detail Report
Gadsden - Third Quarter (Jan - Mar) - Expenditure
Submitted**

Fund	Func	Obj	Prg	Loc	Job	Description	Budget	Adjustments	Adjusted Budget	Current Period	YTD	Encumbrance	Budget Balance	FTE
11000	1000	52210	9000			<i>SUBTOTAL Co-Curricular and Extra-Curricular Activities</i>	\$67,965.00	\$1,922.00	\$69,887.00	\$0.00	\$0.00	\$0.00	\$69,887.00	0.00
11000	1000	52210				<i>SUBTOTAL FICA Payments</i>	\$3,779,353.00	\$80,740.00	\$3,860,093.00	\$821,644.08	\$2,177,250.28	\$973,764.66	\$709,078.06	0.00
		52220				<i>Medicare Payments</i>								
		0000				<i>No Program</i>								
11000	1000	52220	0000	000		GADSDEN DIST OFFICE	\$21,026.00	\$0.00	\$21,026.00	\$192,161.09	\$509,199.67	\$227,736.40	(\$715,910.07)	0.00
11000	1000	52220	0000			<i>SUBTOTAL No Program</i>	\$21,026.00	\$0.00	\$21,026.00	\$192,161.09	\$509,199.67	\$227,736.40	(\$715,910.07)	0.00
		1010				<i>Regular Education (K-12) Programs</i>								
11000	1000	52220	1010	000		GADSDEN DIST OFFICE	\$447,886.00	\$9,433.00	\$457,319.00	\$0.00	\$0.00	\$0.00	\$457,319.00	0.00
11000	1000	52220	1010			<i>SUBTOTAL Regular Education (K-12) Programs</i>	\$447,886.00	\$9,433.00	\$457,319.00	\$0.00	\$0.00	\$0.00	\$457,319.00	0.00
		1020				<i>Elementary Fine Arts Programs</i>								
11000	1000	52220	1020	000		GADSDEN DIST OFFICE	\$13,498.00	\$232.00	\$13,730.00	\$0.00	\$0.00	\$0.00	\$13,730.00	0.00
11000	1000	52220	1020			<i>SUBTOTAL Elementary Fine Arts Programs</i>	\$13,498.00	\$232.00	\$13,730.00	\$0.00	\$0.00	\$0.00	\$13,730.00	0.00
		2000				<i>Special Programs</i>								
11000	1000	52220	2000	000		GADSDEN DIST OFFICE	\$137,764.00	\$2,900.00	\$140,664.00	\$0.00	\$0.00	\$0.00	\$140,664.00	0.00
11000	1000	52220	2000			<i>SUBTOTAL Special Programs</i>	\$137,764.00	\$2,900.00	\$140,664.00	\$0.00	\$0.00	\$0.00	\$140,664.00	0.00
		3000				<i>Vocational and Technical Programs</i>								
11000	1000	52220	3000	000		GADSDEN DIST OFFICE	\$29,238.00	\$464.00	\$29,702.00	\$0.00	\$0.00	\$0.00	\$29,702.00	0.00
11000	1000	52220	3000			<i>SUBTOTAL Vocational and Technical Programs</i>	\$29,238.00	\$464.00	\$29,702.00	\$0.00	\$0.00	\$0.00	\$29,702.00	0.00
		4010				<i>Bilingual Education Programs</i>								
11000	1000	52220	4010	000		GADSDEN DIST OFFICE	\$12,300.00	\$0.00	\$12,300.00	\$0.00	\$0.00	\$0.00	\$12,300.00	0.00
11000	1000	52220	4010			<i>SUBTOTAL Bilingual Education Programs</i>	\$12,300.00	\$0.00	\$12,300.00	\$0.00	\$0.00	\$0.00	\$12,300.00	0.00
		4020				<i>Alternative and At-Risk Programs</i>								
11000	1000	52220	4020	000		GADSDEN DIST OFFICE	\$136,744.00	\$2,680.00	\$139,424.00	\$0.00	\$0.00	\$0.00	\$139,424.00	0.00
11000	1000	52220	4020			<i>SUBTOTAL Alternative and At-Risk Programs</i>	\$136,744.00	\$2,680.00	\$139,424.00	\$0.00	\$0.00	\$0.00	\$139,424.00	0.00
		4025				<i>At-Risk Special Programs</i>								
11000	1000	52220	4025	000		GADSDEN DIST OFFICE	\$49,700.00	\$2,219.00	\$51,919.00	\$0.00	\$0.00	\$0.00	\$51,919.00	0.00
11000	1000	52220	4025			<i>SUBTOTAL At-Risk Special Programs</i>	\$49,700.00	\$2,219.00	\$51,919.00	\$0.00	\$0.00	\$0.00	\$51,919.00	0.00
		4030				<i>K-5 Plus Programs</i>								
11000	1000	52220	4030	000		GADSDEN DIST OFFICE	\$19,274.00	\$0.00	\$19,274.00	\$0.00	\$0.00	\$0.00	\$19,274.00	0.00
11000	1000	52220	4030			<i>SUBTOTAL K-5 Plus Programs</i>	\$19,274.00	\$0.00	\$19,274.00	\$0.00	\$0.00	\$0.00	\$19,274.00	0.00
		9000				<i>Co-Curricular and Extra-Curricular Activities</i>								
11000	1000	52220	9000	000		GADSDEN DIST OFFICE	\$15,894.00	\$450.00	\$16,344.00	\$0.00	\$0.00	\$0.00	\$16,344.00	0.00

State of New Mexico
Public School Operating Budget - Actuals Expenditure Detail Report
Gadsden - Third Quarter (Jan - Mar) - Expenditure
Submitted

Fund	Func	Obj	Prg	Loc	Job	Description	Budget	Adjustments	Adjusted Budget	Current Period	YTD	Encumbrance	Budget Balance	FTE
11000	1000	52220	9000			<i>SUBTOTAL Co-Curricular and Extra-Curricular Activities</i>	\$15,894.00	\$450.00	\$16,344.00	\$0.00	\$0.00	\$0.00	\$16,344.00	0.00
11000	1000	52220				<i>SUBTOTAL Medicare Payments</i>	\$883,324.00	\$18,378.00	\$901,702.00	\$192,161.09	\$509,199.67	\$227,736.40	\$164,765.93	0.00
		52311				<i>Health and Medical Premiums</i>								
		0000				<i>No Program</i>								
11000	1000	52311	0000	000		GADSDEN DIST OFFICE	\$0.00	\$0.00	\$0.00	\$1,218,403.22	\$3,273,028.11	\$1,590,641.53	(\$4,863,669.64)	0.00
11000	1000	52311	0000			<i>SUBTOTAL No Program</i>	\$0.00	\$0.00	\$0.00	\$1,218,403.22	\$3,273,028.11	\$1,590,641.53	(\$4,863,669.64)	0.00
		1010				<i>Regular Education (K-12) Programs</i>								
11000	1000	52311	1010	000		GADSDEN DIST OFFICE	\$3,152,935.00	\$0.00	\$3,152,935.00	\$0.00	\$0.00	\$0.00	\$3,152,935.00	0.00
11000	1000	52311	1010			<i>SUBTOTAL Regular Education (K-12) Programs</i>	\$3,152,935.00	\$0.00	\$3,152,935.00	\$0.00	\$0.00	\$0.00	\$3,152,935.00	0.00
		1020				<i>Elementary Fine Arts Programs</i>								
11000	1000	52311	1020	000		GADSDEN DIST OFFICE	\$94,014.00	\$0.00	\$94,014.00	\$0.00	\$0.00	\$0.00	\$94,014.00	0.00
11000	1000	52311	1020			<i>SUBTOTAL Elementary Fine Arts Programs</i>	\$94,014.00	\$0.00	\$94,014.00	\$0.00	\$0.00	\$0.00	\$94,014.00	0.00
		2000				<i>Special Programs</i>								
11000	1000	52311	2000	000		GADSDEN DIST OFFICE	\$967,432.00	\$0.00	\$967,432.00	\$0.00	\$0.00	\$0.00	\$967,432.00	0.00
11000	1000	52311	2000			<i>SUBTOTAL Special Programs</i>	\$967,432.00	\$0.00	\$967,432.00	\$0.00	\$0.00	\$0.00	\$967,432.00	0.00
		3000				<i>Vocational and Technical Programs</i>								
11000	1000	52311	3000	000		GADSDEN DIST OFFICE	\$208,114.00	\$0.00	\$208,114.00	\$0.00	\$0.00	\$0.00	\$208,114.00	0.00
11000	1000	52311	3000			<i>SUBTOTAL Vocational and Technical Programs</i>	\$208,114.00	\$0.00	\$208,114.00	\$0.00	\$0.00	\$0.00	\$208,114.00	0.00
		4010				<i>Bilingual Education Programs</i>								
11000	1000	52311	4010	000		GADSDEN DIST OFFICE	\$87,549.00	\$0.00	\$87,549.00	\$0.00	\$0.00	\$0.00	\$87,549.00	0.00
11000	1000	52311	4010			<i>SUBTOTAL Bilingual Education Programs</i>	\$87,549.00	\$0.00	\$87,549.00	\$0.00	\$0.00	\$0.00	\$87,549.00	0.00
		4020				<i>Alternative and At-Risk Programs</i>								
11000	1000	52311	4020	000		GADSDEN DIST OFFICE	\$951,863.00	\$0.00	\$951,863.00	\$0.00	\$0.00	\$0.00	\$951,863.00	0.00
11000	1000	52311	4020			<i>SUBTOTAL Alternative and At-Risk Programs</i>	\$951,863.00	\$0.00	\$951,863.00	\$0.00	\$0.00	\$0.00	\$951,863.00	0.00
		4025				<i>At-Risk Special Programs</i>								
11000	1000	52311	4025	000		GADSDEN DIST OFFICE	\$353,760.00	\$0.00	\$353,760.00	\$0.00	\$0.00	\$0.00	\$353,760.00	0.00
11000	1000	52311	4025			<i>SUBTOTAL At-Risk Special Programs</i>	\$353,760.00	\$0.00	\$353,760.00	\$0.00	\$0.00	\$0.00	\$353,760.00	0.00
11000	1000	52311				<i>SUBTOTAL Health and Medical Premiums</i>	\$5,815,667.00	\$0.00	\$5,815,667.00	\$1,218,403.22	\$3,273,028.11	\$1,590,641.53	\$951,997.36	0.00
		52312				<i>Life</i>								
		0000				<i>No Program</i>								
11000	1000	52312	0000	000		GADSDEN DIST OFFICE	\$0.00	\$0.00	\$0.00	\$17,158.50	\$46,529.64	\$22,342.47	(\$68,872.11)	0.00
11000	1000	52312	0000			<i>SUBTOTAL No Program</i>	\$0.00	\$0.00	\$0.00	\$17,158.50	\$46,529.64	\$22,342.47	(\$68,872.11)	0.00

State of New Mexico
Public School Operating Budget - Actuals Expenditure Detail Report
Gadsden - Third Quarter (Jan - Mar) - Expenditure
Submitted

Fund	Func	Obj	Prg	Loc	Job	Description	Budget	Adjustments	Adjusted Budget	Current Period	YTD	Encumbrance	Budget Balance	FTE
			1010			Regular Education (K-12) Programs								
11000	1000	52312	1010	000		GADSDEN DIST OFFICE	\$44,296.00	\$0.00	\$44,296.00	\$0.00	\$0.00	\$0.00	\$44,296.00	0.00
11000	1000	52312	1010			SUBTOTAL Regular Education (K-12) Programs	\$44,296.00	\$0.00	\$44,296.00	\$0.00	\$0.00	\$0.00	\$44,296.00	0.00
			1020			Elementary Fine Arts Programs								
11000	1000	52312	1020	000		GADSDEN DIST OFFICE	\$1,321.00	\$0.00	\$1,321.00	\$0.00	\$0.00	\$0.00	\$1,321.00	0.00
11000	1000	52312	1020			SUBTOTAL Elementary Fine Arts Programs	\$1,321.00	\$0.00	\$1,321.00	\$0.00	\$0.00	\$0.00	\$1,321.00	0.00
			2000			Special Programs								
11000	1000	52312	2000	000		GADSDEN DIST OFFICE	\$13,592.00	\$0.00	\$13,592.00	\$0.00	\$0.00	\$0.00	\$13,592.00	0.00
11000	1000	52312	2000			SUBTOTAL Special Programs	\$13,592.00	\$0.00	\$13,592.00	\$0.00	\$0.00	\$0.00	\$13,592.00	0.00
			3000			Vocational and Technical Programs								
11000	1000	52312	3000	000		GADSDEN DIST OFFICE	\$2,924.00	\$0.00	\$2,924.00	\$0.00	\$0.00	\$0.00	\$2,924.00	0.00
11000	1000	52312	3000			SUBTOTAL Vocational and Technical Programs	\$2,924.00	\$0.00	\$2,924.00	\$0.00	\$0.00	\$0.00	\$2,924.00	0.00
			4010			Bilingual Education Programs								
11000	1000	52312	4010	000		GADSDEN DIST OFFICE	\$1,231.00	\$0.00	\$1,231.00	\$0.00	\$0.00	\$0.00	\$1,231.00	0.00
11000	1000	52312	4010			SUBTOTAL Bilingual Education Programs	\$1,231.00	\$0.00	\$1,231.00	\$0.00	\$0.00	\$0.00	\$1,231.00	0.00
			4020			Alternative and At-Risk Programs								
11000	1000	52312	4020	000		GADSDEN DIST OFFICE	\$13,372.00	\$0.00	\$13,372.00	\$0.00	\$0.00	\$0.00	\$13,372.00	0.00
11000	1000	52312	4020			SUBTOTAL Alternative and At-Risk Programs	\$13,372.00	\$0.00	\$13,372.00	\$0.00	\$0.00	\$0.00	\$13,372.00	0.00
			4025			At-Risk Special Programs								
11000	1000	52312	4025	000		GADSDEN DIST OFFICE	\$4,970.00	\$0.00	\$4,970.00	\$0.00	\$0.00	\$0.00	\$4,970.00	0.00
11000	1000	52312	4025			SUBTOTAL At-Risk Special Programs	\$4,970.00	\$0.00	\$4,970.00	\$0.00	\$0.00	\$0.00	\$4,970.00	0.00
11000	1000	52312				SUBTOTAL Life	\$81,706.00	\$0.00	\$81,706.00	\$17,158.50	\$46,529.64	\$22,342.47	\$12,833.89	0.00
			52313			Dental								
			0000			No Program								
11000	1000	52313	0000	000		GADSDEN DIST OFFICE	\$0.00	\$0.00	\$0.00	\$58,676.46	\$158,969.10	\$76,926.89	(\$235,895.99)	0.00
11000	1000	52313	0000			SUBTOTAL No Program	\$0.00	\$0.00	\$0.00	\$58,676.46	\$158,969.10	\$76,926.89	(\$235,895.99)	0.00
			1010			Regular Education (K-12) Programs								
11000	1000	52313	1010	000		GADSDEN DIST OFFICE	\$156,410.00	\$0.00	\$156,410.00	\$0.00	\$0.00	\$0.00	\$156,410.00	0.00
11000	1000	52313	1010			SUBTOTAL Regular Education (K-12) Programs	\$156,410.00	\$0.00	\$156,410.00	\$0.00	\$0.00	\$0.00	\$156,410.00	0.00
			1020			Elementary Fine Arts Programs								
11000	1000	52313	1020	000		GADSDEN DIST OFFICE	\$4,664.00	\$0.00	\$4,664.00	\$0.00	\$0.00	\$0.00	\$4,664.00	0.00
11000	1000	52313	1020			SUBTOTAL Elementary Fine Arts Programs	\$4,664.00	\$0.00	\$4,664.00	\$0.00	\$0.00	\$0.00	\$4,664.00	0.00
			2000			Special Programs								

State of New Mexico
Public School Operating Budget - Actuals Expenditure Detail Report
Gadsden - Third Quarter (Jan - Mar) - Expenditure
Submitted

Fund	Func	Obj	Prg	Loc	Job	Description	Budget	Adjustments	Adjusted Budget	Current Period	YTD	Encumbrance	Budget Balance	FTE	
11000	1000	52313	2000	000		GADSDEN DIST OFFICE	\$47,992.00	\$0.00	\$47,992.00	\$0.00		\$0.00	\$0.00	\$47,992.00	0.00
11000	1000	52313	2000			SUBTOTAL Special Programs	\$47,992.00	\$0.00	\$47,992.00	\$0.00		\$0.00	\$0.00	\$47,992.00	0.00
			3000			Vocational and Technical Programs									
11000	1000	52313	3000	000		GADSDEN DIST OFFICE	\$10,324.00	\$0.00	\$10,324.00	\$0.00		\$0.00	\$0.00	\$10,324.00	0.00
11000	1000	52313	3000			SUBTOTAL Vocational and Technical Programs	\$10,324.00	\$0.00	\$10,324.00	\$0.00		\$0.00	\$0.00	\$10,324.00	0.00
			4010			Bilingual Education Programs									
11000	1000	52313	4010	000		GADSDEN DIST OFFICE	\$4,343.00	\$0.00	\$4,343.00	\$0.00		\$0.00	\$0.00	\$4,343.00	0.00
11000	1000	52313	4010			SUBTOTAL Bilingual Education Programs	\$4,343.00	\$0.00	\$4,343.00	\$0.00		\$0.00	\$0.00	\$4,343.00	0.00
			4020			Alternative and At-Risk Programs									
11000	1000	52313	4020	000		GADSDEN DIST OFFICE	\$47,219.00	\$0.00	\$47,219.00	\$0.00		\$0.00	\$0.00	\$47,219.00	0.00
11000	1000	52313	4020			SUBTOTAL Alternative and At-Risk Programs	\$47,219.00	\$0.00	\$47,219.00	\$0.00		\$0.00	\$0.00	\$47,219.00	0.00
			4025			At-Risk Special Programs									
11000	1000	52313	4025	000		GADSDEN DIST OFFICE	\$17,549.00	\$0.00	\$17,549.00	\$0.00		\$0.00	\$0.00	\$17,549.00	0.00
11000	1000	52313	4025			SUBTOTAL At-Risk Special Programs	\$17,549.00	\$0.00	\$17,549.00	\$0.00		\$0.00	\$0.00	\$17,549.00	0.00
11000	1000	52313				SUBTOTAL Dental	\$288,501.00	\$0.00	\$288,501.00	\$58,676.46	\$158,969.10	\$76,926.89	\$52,605.01	0.00	
			52314			Vision									
			0000			No Program									
11000	1000	52314	0000	000		GADSDEN DIST OFFICE	\$0.00	\$0.00	\$0.00	\$9,678.76	\$26,021.05	\$12,684.00	(\$38,705.05)	0.00	
11000	1000	52314	0000			SUBTOTAL No Program	\$0.00	\$0.00	\$0.00	\$9,678.76	\$26,021.05	\$12,684.00	(\$38,705.05)	0.00	
			1010			Regular Education (K-12) Programs									
11000	1000	52314	1010	000		GADSDEN DIST OFFICE	\$30,548.00	\$0.00	\$30,548.00	\$0.00		\$0.00	\$0.00	\$30,548.00	0.00
11000	1000	52314	1010			SUBTOTAL Regular Education (K-12) Programs	\$30,548.00	\$0.00	\$30,548.00	\$0.00		\$0.00	\$0.00	\$30,548.00	0.00
			1020			Elementary Fine Arts Programs									
11000	1000	52314	1020	000		GADSDEN DIST OFFICE	\$911.00	\$0.00	\$911.00	\$0.00		\$0.00	\$0.00	\$911.00	0.00
11000	1000	52314	1020			SUBTOTAL Elementary Fine Arts Programs	\$911.00	\$0.00	\$911.00	\$0.00		\$0.00	\$0.00	\$911.00	0.00
			2000			Special Programs									
11000	1000	52314	2000	000		GADSDEN DIST OFFICE	\$9,375.00	\$0.00	\$9,375.00	\$0.00		\$0.00	\$0.00	\$9,375.00	0.00
11000	1000	52314	2000			SUBTOTAL Special Programs	\$9,375.00	\$0.00	\$9,375.00	\$0.00		\$0.00	\$0.00	\$9,375.00	0.00
			3000			Vocational and Technical Programs									
11000	1000	52314	3000	000		GADSDEN DIST OFFICE	\$2,017.00	\$0.00	\$2,017.00	\$0.00		\$0.00	\$0.00	\$2,017.00	0.00
11000	1000	52314	3000			SUBTOTAL Vocational and Technical Programs	\$2,017.00	\$0.00	\$2,017.00	\$0.00		\$0.00	\$0.00	\$2,017.00	0.00
			4010			Bilingual Education Programs									
11000	1000	52314	4010	000		GADSDEN DIST OFFICE	\$850.00	\$0.00	\$850.00	\$0.00		\$0.00	\$0.00	\$850.00	0.00

State of New Mexico
Public School Operating Budget - Actuals Expenditure Detail Report
Gadsden - Third Quarter (Jan - Mar) - Expenditure
Submitted

Fund	Func	Obj	Prg	Loc	Job	Description	Budget	Adjustments	Adjusted Budget	Current Period	YTD	Encumbrance	Budget Balance	FTE
11000	1000	52314	4010			<i>SUBTOTAL Bilingual Education Programs</i>	\$850.00	\$0.00	\$850.00	\$0.00	\$0.00	\$0.00	\$850.00	0.00
			4020			<i>Alternative and At-Risk Programs</i>								
11000	1000	52314	4020	000		GADSDEN DIST OFFICE	\$9,223.00	\$0.00	\$9,223.00	\$0.00	\$0.00	\$0.00	\$9,223.00	0.00
11000	1000	52314	4020			<i>SUBTOTAL Alternative and At-Risk Programs</i>	\$9,223.00	\$0.00	\$9,223.00	\$0.00	\$0.00	\$0.00	\$9,223.00	0.00
			4025			<i>At-Risk Special Programs</i>								
11000	1000	52314	4025	000		GADSDEN DIST OFFICE	\$3,428.00	\$0.00	\$3,428.00	\$0.00	\$0.00	\$0.00	\$3,428.00	0.00
11000	1000	52314	4025			<i>SUBTOTAL At-Risk Special Programs</i>	\$3,428.00	\$0.00	\$3,428.00	\$0.00	\$0.00	\$0.00	\$3,428.00	0.00
11000	1000	52314				<i>SUBTOTAL Vision Disability</i>	\$56,352.00	\$0.00	\$56,352.00	\$9,678.76	\$26,021.05	\$12,684.00	\$17,646.95	0.00
			52315			<i>No Program</i>								
11000	1000	52315	0000	000		GADSDEN DIST OFFICE	\$0.00	\$0.00	\$0.00	\$11,488.45	\$30,439.61	\$14,927.55	(\$45,367.16)	0.00
11000	1000	52315	0000			<i>SUBTOTAL No Program</i>	\$0.00	\$0.00	\$0.00	\$11,488.45	\$30,439.61	\$14,927.55	(\$45,367.16)	0.00
			1010			<i>Regular Education (K-12) Programs</i>								
11000	1000	52315	1010	000		GADSDEN DIST OFFICE	\$27,494.00	\$0.00	\$27,494.00	\$0.00	\$0.00	\$0.00	\$27,494.00	0.00
11000	1000	52315	1010			<i>SUBTOTAL Regular Education (K-12) Programs</i>	\$27,494.00	\$0.00	\$27,494.00	\$0.00	\$0.00	\$0.00	\$27,494.00	0.00
			1020			<i>Elementary Fine Arts Programs</i>								
11000	1000	52315	1020	000		GADSDEN DIST OFFICE	\$820.00	\$0.00	\$820.00	\$0.00	\$0.00	\$0.00	\$820.00	0.00
11000	1000	52315	1020			<i>SUBTOTAL Elementary Fine Arts Programs</i>	\$820.00	\$0.00	\$820.00	\$0.00	\$0.00	\$0.00	\$820.00	0.00
			2000			<i>Special Programs</i>								
11000	1000	52315	2000	000		GADSDEN DIST OFFICE	\$8,436.00	\$0.00	\$8,436.00	\$0.00	\$0.00	\$0.00	\$8,436.00	0.00
11000	1000	52315	2000			<i>SUBTOTAL Special Programs</i>	\$8,436.00	\$0.00	\$8,436.00	\$0.00	\$0.00	\$0.00	\$8,436.00	0.00
			3000			<i>Vocational and Technical Programs</i>								
11000	1000	52315	3000	000		GADSDEN DIST OFFICE	\$1,816.00	\$0.00	\$1,816.00	\$0.00	\$0.00	\$0.00	\$1,816.00	0.00
11000	1000	52315	3000			<i>SUBTOTAL Vocational and Technical Programs</i>	\$1,816.00	\$0.00	\$1,816.00	\$0.00	\$0.00	\$0.00	\$1,816.00	0.00
			4010			<i>Bilingual Education Programs</i>								
11000	1000	52315	4010	000		GADSDEN DIST OFFICE	\$764.00	\$0.00	\$764.00	\$0.00	\$0.00	\$0.00	\$764.00	0.00
11000	1000	52315	4010			<i>SUBTOTAL Bilingual Education Programs</i>	\$764.00	\$0.00	\$764.00	\$0.00	\$0.00	\$0.00	\$764.00	0.00
			4020			<i>Alternative and At-Risk Programs</i>								
11000	1000	52315	4020	000		GADSDEN DIST OFFICE	\$8,301.00	\$0.00	\$8,301.00	\$0.00	\$0.00	\$0.00	\$8,301.00	0.00
11000	1000	52315	4020			<i>SUBTOTAL Alternative and At-Risk Programs</i>	\$8,301.00	\$0.00	\$8,301.00	\$0.00	\$0.00	\$0.00	\$8,301.00	0.00
			4025			<i>At-Risk Special Programs</i>								
11000	1000	52315	4025	000		GADSDEN DIST OFFICE	\$3,085.00	\$0.00	\$3,085.00	\$0.00	\$0.00	\$0.00	\$3,085.00	0.00
11000	1000	52315	4025			<i>SUBTOTAL At-Risk Special Programs</i>	\$3,085.00	\$0.00	\$3,085.00	\$0.00	\$0.00	\$0.00	\$3,085.00	0.00

State of New Mexico
Public School Operating Budget - Actuals Expenditure Detail Report
Gadsden - Third Quarter (Jan - Mar) - Expenditure
Submitted

Fund	Func	Obj	Prg	Loc	Job	Description	Budget	Adjustments	Adjusted Budget	Current Period	YTD	Encumbrance	Budget Balance	FTE
11000	1000	52315				<i>SUBTOTAL Disability</i>	\$50,716.00	\$0.00	\$50,716.00	\$11,488.45	\$30,439.61	\$14,927.55	\$5,348.84	0.00
		52500				Unemployment Compensation No Program								
			0000											
11000	1000	52500	0000		000	GADSDEN DIST OFFICE	\$984.00	\$0.00	\$984.00	\$10,496.84	\$27,832.34	\$12,519.13	(\$39,367.47)	0.00
11000	1000	52500	0000			<i>SUBTOTAL No Program</i>	\$984.00	\$0.00	\$984.00	\$10,496.84	\$27,832.34	\$12,519.13	(\$39,367.47)	0.00
			1010			Regular Education (K-12) Programs								
11000	1000	52500	1010		000	GADSDEN DIST OFFICE	\$20,979.00	\$1.00	\$20,980.00	\$0.00	\$0.00	\$0.00	\$20,980.00	0.00
11000	1000	52500	1010			<i>SUBTOTAL Regular Education (K-12) Programs</i>	\$20,979.00	\$1.00	\$20,980.00	\$0.00	\$0.00	\$0.00	\$20,980.00	0.00
			1020			Elementary Fine Arts Programs								
11000	1000	52500	1020		000	GADSDEN DIST OFFICE	\$619.00	\$0.00	\$619.00	\$0.00	\$0.00	\$0.00	\$619.00	0.00
11000	1000	52500	1020			<i>SUBTOTAL Elementary Fine Arts Programs</i>	\$619.00	\$0.00	\$619.00	\$0.00	\$0.00	\$0.00	\$619.00	0.00
			2000			Special Programs								
11000	1000	52500	2000		000	GADSDEN DIST OFFICE	\$6,454.00	\$0.00	\$6,454.00	\$0.00	\$0.00	\$0.00	\$6,454.00	0.00
11000	1000	52500	2000			<i>SUBTOTAL Special Programs</i>	\$6,454.00	\$0.00	\$6,454.00	\$0.00	\$0.00	\$0.00	\$6,454.00	0.00
			3000			Vocational and Technical Programs								
11000	1000	52500	3000		000	GADSDEN DIST OFFICE	\$1,369.00	\$0.00	\$1,369.00	\$0.00	\$0.00	\$0.00	\$1,369.00	0.00
11000	1000	52500	3000			<i>SUBTOTAL Vocational and Technical Programs</i>	\$1,369.00	\$0.00	\$1,369.00	\$0.00	\$0.00	\$0.00	\$1,369.00	0.00
			4010			Bilingual Education Programs								
11000	1000	52500	4010		000	GADSDEN DIST OFFICE	\$591.00	\$0.00	\$591.00	\$0.00	\$0.00	\$0.00	\$591.00	0.00
11000	1000	52500	4010			<i>SUBTOTAL Bilingual Education Programs</i>	\$591.00	\$0.00	\$591.00	\$0.00	\$0.00	\$0.00	\$591.00	0.00
			4020			Alternative and At-Risk Programs								
11000	1000	52500	4020		000	GADSDEN DIST OFFICE	\$6,407.00	\$0.00	\$6,407.00	\$0.00	\$0.00	\$0.00	\$6,407.00	0.00
11000	1000	52500	4020			<i>SUBTOTAL Alternative and At-Risk Programs</i>	\$6,407.00	\$0.00	\$6,407.00	\$0.00	\$0.00	\$0.00	\$6,407.00	0.00
			4025			At-Risk Special Programs								
11000	1000	52500	4025		000	GADSDEN DIST OFFICE	\$2,327.00	\$0.00	\$2,327.00	\$0.00	\$0.00	\$0.00	\$2,327.00	0.00
11000	1000	52500	4025			<i>SUBTOTAL At-Risk Special Programs</i>	\$2,327.00	\$0.00	\$2,327.00	\$0.00	\$0.00	\$0.00	\$2,327.00	0.00
			4030			K-5 Plus Programs								
11000	1000	52500	4030		000	GADSDEN DIST OFFICE	\$1,335.00	\$0.00	\$1,335.00	\$0.00	\$0.00	\$0.00	\$1,335.00	0.00
11000	1000	52500	4030			<i>SUBTOTAL K-5 Plus Programs</i>	\$1,335.00	\$0.00	\$1,335.00	\$0.00	\$0.00	\$0.00	\$1,335.00	0.00
			9000			Co-Curricular and Extra-Curricular Activities								
11000	1000	52500	9000		000	GADSDEN DIST OFFICE	\$759.00	\$0.00	\$759.00	\$0.00	\$0.00	\$0.00	\$759.00	0.00
11000	1000	52500	9000			<i>SUBTOTAL Co-Curricular and Extra-Curricular Activities</i>	\$759.00	\$0.00	\$759.00	\$0.00	\$0.00	\$0.00	\$759.00	0.00

State of New Mexico
Public School Operating Budget - Actuals Expenditure Detail Report
Gadsden - Third Quarter (Jan - Mar) - Expenditure
Submitted

Fund	Func	Obj	Prg	Loc	Job	Description	Budget	Adjustments	Adjusted Budget	Current Period	YTD	Encumbrance	Budget Balance	FTE
11000	1000	52500				<i>SUBTOTAL Unemployment Compensation</i>	\$41,824.00	\$1.00	\$41,825.00	\$10,496.84	\$27,832.34	\$12,519.13	\$1,473.53	0.00
		52710				<i>Workers Compensation Premium</i>								
			0000			<i>No Program</i>								
11000	1000	52710	0000	000		GADSDEN DIST OFFICE	\$33,290.00	\$0.00	\$33,290.00	\$390,450.26	\$1,035,162.56	\$465,641.00	(\$1,467,513.56)	0.00
11000	1000	52710	0000			<i>SUBTOTAL No Program</i>	\$33,290.00	\$0.00	\$33,290.00	\$390,450.26	\$1,035,162.56	\$465,641.00	(\$1,467,513.56)	0.00
			1010			<i>Regular Education (K-12) Programs</i>								
11000	1000	52710	1010	000		GADSDEN DIST OFFICE	\$709,394.00	\$12.00	\$709,406.00	\$0.00	\$0.00	\$0.00	\$709,406.00	0.00
11000	1000	52710	1010			<i>SUBTOTAL Regular Education (K-12) Programs</i>	\$709,394.00	\$12.00	\$709,406.00	\$0.00	\$0.00	\$0.00	\$709,406.00	0.00
			1020			<i>Elementary Fine Arts Programs</i>								
11000	1000	52710	1020	000		GADSDEN DIST OFFICE	\$20,913.00	\$0.00	\$20,913.00	\$0.00	\$0.00	\$0.00	\$20,913.00	0.00
11000	1000	52710	1020			<i>SUBTOTAL Elementary Fine Arts Programs</i>	\$20,913.00	\$0.00	\$20,913.00	\$0.00	\$0.00	\$0.00	\$20,913.00	0.00
			2000			<i>Special Programs</i>								
11000	1000	52710	2000	000		GADSDEN DIST OFFICE	\$218,147.00	\$0.00	\$218,147.00	\$0.00	\$0.00	\$0.00	\$218,147.00	0.00
11000	1000	52710	2000			<i>SUBTOTAL Special Programs</i>	\$218,147.00	\$0.00	\$218,147.00	\$0.00	\$0.00	\$0.00	\$218,147.00	0.00
			3000			<i>Vocational and Technical Programs</i>								
11000	1000	52710	3000	000		GADSDEN DIST OFFICE	\$46,296.00	\$0.00	\$46,296.00	\$0.00	\$0.00	\$0.00	\$46,296.00	0.00
11000	1000	52710	3000			<i>SUBTOTAL Vocational and Technical Programs</i>	\$46,296.00	\$0.00	\$46,296.00	\$0.00	\$0.00	\$0.00	\$46,296.00	0.00
			4010			<i>Bilingual Education Programs</i>								
11000	1000	52710	4010	000		GADSDEN DIST OFFICE	\$19,701.00	\$0.00	\$19,701.00	\$0.00	\$0.00	\$0.00	\$19,701.00	0.00
11000	1000	52710	4010			<i>SUBTOTAL Bilingual Education Programs</i>	\$19,701.00	\$0.00	\$19,701.00	\$0.00	\$0.00	\$0.00	\$19,701.00	0.00
			4020			<i>Alternative and At-Risk Programs</i>								
11000	1000	52710	4020	000		GADSDEN DIST OFFICE	\$216,516.00	\$0.00	\$216,516.00	\$0.00	\$0.00	\$0.00	\$216,516.00	0.00
11000	1000	52710	4020			<i>SUBTOTAL Alternative and At-Risk Programs</i>	\$216,516.00	\$0.00	\$216,516.00	\$0.00	\$0.00	\$0.00	\$216,516.00	0.00
			4025			<i>At-Risk Special Programs</i>								
11000	1000	52710	4025	000		GADSDEN DIST OFFICE	\$78,694.00	\$0.00	\$78,694.00	\$0.00	\$0.00	\$0.00	\$78,694.00	0.00
11000	1000	52710	4025			<i>SUBTOTAL At-Risk Special Programs</i>	\$78,694.00	\$0.00	\$78,694.00	\$0.00	\$0.00	\$0.00	\$78,694.00	0.00
			4030			<i>K-5 Plus Programs</i>								
11000	1000	52710	4030	000		GADSDEN DIST OFFICE	\$36,797.00	\$0.00	\$36,797.00	\$0.00	\$0.00	\$0.00	\$36,797.00	0.00
11000	1000	52710	4030			<i>SUBTOTAL K-5 Plus Programs</i>	\$36,797.00	\$0.00	\$36,797.00	\$0.00	\$0.00	\$0.00	\$36,797.00	0.00
			9000			<i>Co-Curricular and Extra-Curricular Activities</i>								
11000	1000	52710	9000	000		GADSDEN DIST OFFICE	\$25,066.00	\$0.00	\$25,066.00	\$0.00	\$0.00	\$0.00	\$25,066.00	0.00
11000	1000	52710	9000			<i>SUBTOTAL Co-Curricular and Extra-Curricular Activities</i>	\$25,066.00	\$0.00	\$25,066.00	\$0.00	\$0.00	\$0.00	\$25,066.00	0.00

State of New Mexico
Public School Operating Budget - Actuals Expenditure Detail Report
Gadsden - Third Quarter (Jan - Mar) - Expenditure
Submitted

Fund	Func	Obj	Prg	Loc	Job	Description	Budget	Adjustments	Adjusted Budget	Current Period	YTD	Encumbrance	Budget Balance	FTE
11000	1000	52710				<i>SUBTOTAL Workers Compensation Premium</i>	\$1,404,814.00	\$12.00	\$1,404,826.00	\$390,450.26	\$1,035,162.56	\$465,641.00	(\$95,977.56)	0.00
		52720				<i>Workers Compensation Employer's Fee</i>								
			0000			<i>No Program</i>								
11000	1000	52720	0000	000		GADSDEN DIST OFFICE	\$363.00	\$0.00	\$363.00	\$3,007.35	\$8,881.97	\$2,475.93	(\$10,994.90)	0.00
11000	1000	52720	0000			<i>SUBTOTAL No Program</i>	\$363.00	\$0.00	\$363.00	\$3,007.35	\$8,881.97	\$2,475.93	(\$10,994.90)	0.00
			1010			<i>Regular Education (K-12) Programs</i>								
11000	1000	52720	1010	000		GADSDEN DIST OFFICE	\$7,717.00	\$0.00	\$7,717.00	\$0.00	\$0.00	\$0.00	\$7,717.00	0.00
11000	1000	52720	1010			<i>SUBTOTAL Regular Education (K-12) Programs</i>	\$7,717.00	\$0.00	\$7,717.00	\$0.00	\$0.00	\$0.00	\$7,717.00	0.00
			1020			<i>Elementary Fine Arts Programs</i>								
11000	1000	52720	1020	000		GADSDEN DIST OFFICE	\$228.00	\$0.00	\$228.00	\$0.00	\$0.00	\$0.00	\$228.00	0.00
11000	1000	52720	1020			<i>SUBTOTAL Elementary Fine Arts Programs</i>	\$228.00	\$0.00	\$228.00	\$0.00	\$0.00	\$0.00	\$228.00	0.00
			2000			<i>Special Programs</i>								
11000	1000	52720	2000	000		GADSDEN DIST OFFICE	\$2,375.00	\$0.00	\$2,375.00	\$0.00	\$0.00	\$0.00	\$2,375.00	0.00
11000	1000	52720	2000			<i>SUBTOTAL Special Programs</i>	\$2,375.00	\$0.00	\$2,375.00	\$0.00	\$0.00	\$0.00	\$2,375.00	0.00
			3000			<i>Vocational and Technical Programs</i>								
11000	1000	52720	3000	000		GADSDEN DIST OFFICE	\$504.00	\$0.00	\$504.00	\$0.00	\$0.00	\$0.00	\$504.00	0.00
11000	1000	52720	3000			<i>SUBTOTAL Vocational and Technical Programs</i>	\$504.00	\$0.00	\$504.00	\$0.00	\$0.00	\$0.00	\$504.00	0.00
			4010			<i>Bilingual Education Programs</i>								
11000	1000	52720	4010	000		GADSDEN DIST OFFICE	\$213.00	\$0.00	\$213.00	\$0.00	\$0.00	\$0.00	\$213.00	0.00
11000	1000	52720	4010			<i>SUBTOTAL Bilingual Education Programs</i>	\$213.00	\$0.00	\$213.00	\$0.00	\$0.00	\$0.00	\$213.00	0.00
			4020			<i>Alternative and At-Risk Programs</i>								
11000	1000	52720	4020	000		GADSDEN DIST OFFICE	\$2,356.00	\$0.00	\$2,356.00	\$0.00	\$0.00	\$0.00	\$2,356.00	0.00
11000	1000	52720	4020			<i>SUBTOTAL Alternative and At-Risk Programs</i>	\$2,356.00	\$0.00	\$2,356.00	\$0.00	\$0.00	\$0.00	\$2,356.00	0.00
			4025			<i>At-Risk Special Programs</i>								
11000	1000	52720	4025	000		GADSDEN DIST OFFICE	\$857.00	\$0.00	\$857.00	\$0.00	\$0.00	\$0.00	\$857.00	0.00
11000	1000	52720	4025			<i>SUBTOTAL At-Risk Special Programs</i>	\$857.00	\$0.00	\$857.00	\$0.00	\$0.00	\$0.00	\$857.00	0.00
			9000			<i>Co-Curricular and Extra-Curricular Activities</i>								
11000	1000	52720	9000	000		GADSDEN DIST OFFICE	\$358.00	\$0.00	\$358.00	\$0.00	\$0.00	\$0.00	\$358.00	0.00
11000	1000	52720	9000			<i>SUBTOTAL Co-Curricular and Extra-Curricular Activities</i>	\$358.00	\$0.00	\$358.00	\$0.00	\$0.00	\$0.00	\$358.00	0.00
11000	1000	52720				<i>SUBTOTAL Workers Compensation Employer's Fee</i>	\$14,971.00	\$0.00	\$14,971.00	\$3,007.35	\$8,881.97	\$2,475.93	\$3,613.10	0.00
		53330				<i>Professional Development</i>								

State of New Mexico
Public School Operating Budget - Actuals Expenditure Detail Report
Gadsden - Third Quarter (Jan - Mar) - Expenditure
Submitted

Fund	Func	Obj	Prg	Loc	Job	Description	Budget	Adjustments	Adjusted Budget	Current Period	YTD	Encumbrance	Budget Balance	FTE
			1010			Regular Education (K-12) Programs								
11000	1000	53330	1010	000		GADSDEN DIST OFFICE	\$8,000.00	\$0.00	\$8,000.00	\$939.40	\$2,912.93	\$3,259.00	\$1,828.07	0.00
11000	1000	53330	1010			SUBTOTAL Regular Education (K-12) Programs	\$8,000.00	\$0.00	\$8,000.00	\$939.40	\$2,912.93	\$3,259.00	\$1,828.07	0.00
			2000			Special Programs								
11000	1000	53330	2000	000		GADSDEN DIST OFFICE	\$2,000.00	\$0.00	\$2,000.00	\$0.00	\$0.00	\$0.00	\$2,000.00	0.00
11000	1000	53330	2000			SUBTOTAL Special Programs	\$2,000.00	\$0.00	\$2,000.00	\$0.00	\$0.00	\$0.00	\$2,000.00	0.00
			3000			Vocational and Technical Programs								
11000	1000	53330	3000	000		GADSDEN DIST OFFICE	\$14,000.00	\$0.00	\$14,000.00	\$781.96	\$1,161.96	\$2,600.00	\$10,238.04	0.00
11000	1000	53330	3000			SUBTOTAL Vocational and Technical Programs	\$14,000.00	\$0.00	\$14,000.00	\$781.96	\$1,161.96	\$2,600.00	\$10,238.04	0.00
			4010			Bilingual Education Programs								
11000	1000	53330	4010	000		GADSDEN DIST OFFICE	\$49,445.00	\$2,000.00	\$51,445.00	\$4,127.47	\$7,337.67	\$3,688.00	\$40,419.33	0.00
11000	1000	53330	4010			SUBTOTAL Bilingual Education Programs	\$49,445.00	\$2,000.00	\$51,445.00	\$4,127.47	\$7,337.67	\$3,688.00	\$40,419.33	0.00
			4020			Alternative and At-Risk Programs								
11000	1000	53330	4020	000		GADSDEN DIST OFFICE	\$273,402.00	\$0.00	\$273,402.00	\$4,140.00	\$16,173.95	\$70,868.00	\$186,360.05	0.00
11000	1000	53330	4020			SUBTOTAL Alternative and At-Risk Programs	\$273,402.00	\$0.00	\$273,402.00	\$4,140.00	\$16,173.95	\$70,868.00	\$186,360.05	0.00
11000	1000	53330				SUBTOTAL Professional Development	\$346,847.00	\$2,000.00	\$348,847.00	\$9,988.83	\$27,586.51	\$80,415.00	\$240,845.49	0.00
			53414			Other Services								
			1010			Regular Education (K-12) Programs								
11000	1000	53414	1010	000		GADSDEN DIST OFFICE	\$18,000.00	\$0.00	\$18,000.00	\$0.00	\$1,091.38	\$0.00	\$16,908.62	0.00
11000	1000	53414	1010			SUBTOTAL Regular Education (K-12) Programs	\$18,000.00	\$0.00	\$18,000.00	\$0.00	\$1,091.38	\$0.00	\$16,908.62	0.00
			3000			Vocational and Technical Programs								
11000	1000	53414	3000	000		GADSDEN DIST OFFICE	\$11,000.00	\$0.00	\$11,000.00	\$0.00	\$832.35	\$0.00	\$10,167.65	0.00
11000	1000	53414	3000			SUBTOTAL Vocational and Technical Programs	\$11,000.00	\$0.00	\$11,000.00	\$0.00	\$832.35	\$0.00	\$10,167.65	0.00
			4020			Alternative and At-Risk Programs								
11000	1000	53414	4020	000		GADSDEN DIST OFFICE	\$0.00	\$0.00	\$0.00	\$0.00	\$0.00	\$97,717.00	(\$97,717.00)	0.00
11000	1000	53414	4020			SUBTOTAL Alternative and At-Risk Programs	\$0.00	\$0.00	\$0.00	\$0.00	\$0.00	\$97,717.00	(\$97,717.00)	0.00
			9000			Co-Curricular and Extra-Curricular Activities								
11000	1000	53414	9000	000		GADSDEN DIST OFFICE	\$89,000.00	\$0.00	\$89,000.00	\$32,653.40	\$87,244.41	\$35,518.45	(\$33,762.86)	0.00
11000	1000	53414	9000			SUBTOTAL Co-Curricular and Extra-Curricular Activities	\$89,000.00	\$0.00	\$89,000.00	\$32,653.40	\$87,244.41	\$35,518.45	(\$33,762.86)	0.00
11000	1000	53414				SUBTOTAL Other Services	\$118,000.00	\$0.00	\$118,000.00	\$32,653.40	\$89,168.14	\$133,235.45	(\$104,403.59)	0.00
			53711			Other Charges								

**State of New Mexico
Public School Operating Budget - Actuals Expenditure Detail Report
Gadsden - Third Quarter (Jan - Mar) - Expenditure
Submitted**

Fund	Func	Obj	Prg	Loc	Job	Description	Budget	Adjustments	Adjusted Budget	Current Period	YTD	Encumbrance	Budget Balance	FTE
					1010	Regular Education (K-12) Programs								
11000	1000	53711	1010	000		GADSDEN DIST OFFICE	\$134,100.00	\$0.00	\$134,100.00	(\$29.23)	\$4,141.69	\$2,437.00	\$127,521.31	0.00
11000	1000	53711	1010			SUBTOTAL Regular Education (K-12) Programs	\$134,100.00	\$0.00	\$134,100.00	(\$29.23)	\$4,141.69	\$2,437.00	\$127,521.31	0.00
					1020	Elementary Fine Arts Programs								
11000	1000	53711	1020	000		GADSDEN DIST OFFICE	\$0.00	\$0.00	\$0.00	\$0.00	\$375.00	\$0.00	(\$375.00)	0.00
11000	1000	53711	1020			SUBTOTAL Elementary Fine Arts Programs	\$0.00	\$0.00	\$0.00	\$0.00	\$375.00	\$0.00	(\$375.00)	0.00
					3000	Vocational and Technical Programs								
11000	1000	53711	3000	000		GADSDEN DIST OFFICE	\$14,119.00	\$0.00	\$14,119.00	\$1,671.00	\$3,492.00	\$310.00	\$10,317.00	0.00
11000	1000	53711	3000			SUBTOTAL Vocational and Technical Programs	\$14,119.00	\$0.00	\$14,119.00	\$1,671.00	\$3,492.00	\$310.00	\$10,317.00	0.00
					4010	Bilingual Education Programs								
11000	1000	53711	4010	000		GADSDEN DIST OFFICE	\$5,000.00	\$0.00	\$5,000.00	\$300.00	\$300.00	\$335.00	\$4,365.00	0.00
11000	1000	53711	4010			SUBTOTAL Bilingual Education Programs	\$5,000.00	\$0.00	\$5,000.00	\$300.00	\$300.00	\$335.00	\$4,365.00	0.00
					9000	Co-Curricular and Extra-Curricular Activities								
11000	1000	53711	9000	000		GADSDEN DIST OFFICE	\$52,000.00	\$0.00	\$52,000.00	\$2,465.00	\$8,438.00	\$4,766.99	\$38,795.01	0.00
11000	1000	53711	9000			SUBTOTAL Co-Curricular and Extra-Curricular Activities	\$52,000.00	\$0.00	\$52,000.00	\$2,465.00	\$8,438.00	\$4,766.99	\$38,795.01	0.00
11000	1000	53711				SUBTOTAL Other Charges	\$205,219.00	\$0.00	\$205,219.00	\$4,406.77	\$16,746.69	\$7,848.99	\$180,623.32	0.00
					54311	Maintenance & Repair - Furniture/Fixtures/Equipment								
					1010	Regular Education (K-12) Programs								
11000	1000	54311	1010	000		GADSDEN DIST OFFICE	\$13,864.00	\$1,500.00	\$15,364.00	\$0.00	\$17,730.75	\$0.00	(\$2,366.75)	0.00
11000	1000	54311	1010			SUBTOTAL Regular Education (K-12) Programs	\$13,864.00	\$1,500.00	\$15,364.00	\$0.00	\$17,730.75	\$0.00	(\$2,366.75)	0.00
					9000	Co-Curricular and Extra-Curricular Activities								
11000	1000	54311	9000	000		GADSDEN DIST OFFICE	\$0.00	\$0.00	\$0.00	\$0.00	\$0.00	\$18,045.55	(\$18,045.55)	0.00
11000	1000	54311	9000			SUBTOTAL Co-Curricular and Extra-Curricular Activities	\$0.00	\$0.00	\$0.00	\$0.00	\$0.00	\$18,045.55	(\$18,045.55)	0.00
11000	1000	54311				SUBTOTAL Maintenance & Repair - Furniture/Fixtures/Equipment	\$13,864.00	\$1,500.00	\$15,364.00	\$0.00	\$17,730.75	\$18,045.55	(\$20,412.30)	0.00
					55813	Employee Travel - Non-Teachers								
					1010	Regular Education (K-12) Programs								
11000	1000	55813	1010	000		GADSDEN DIST OFFICE	\$0.00	\$0.00	\$0.00	\$152.55	\$661.33	\$1,338.67	(\$2,000.00)	0.00
11000	1000	55813	1010			SUBTOTAL Regular Education (K-12) Programs	\$0.00	\$0.00	\$0.00	\$152.55	\$661.33	\$1,338.67	(\$2,000.00)	0.00

State of New Mexico
Public School Operating Budget - Actuals Expenditure Detail Report
Gadsden - Third Quarter (Jan - Mar) - Expenditure
Submitted

Fund	Func	Obj	Prg	Loc	Job	Description	Budget	Adjustments	Adjusted Budget	Current Period	YTD	Encumbrance	Budget Balance	FTE
			4010			Bilingual Education Programs								
11000	1000	55813	4010	000		GADSDEN DIST OFFICE	\$6,000.00	\$0.00	\$6,000.00	\$226.17	\$673.38	\$2,326.62	\$3,000.00	0.00
11000	1000	55813	4010			SUBTOTAL Bilingual Education Programs	\$6,000.00	\$0.00	\$6,000.00	\$226.17	\$673.38	\$2,326.62	\$3,000.00	0.00
			9000			Co-Curricular and Extra-Curricular Activities								
11000	1000	55813	9000	000		GADSDEN DIST OFFICE	\$0.00	\$0.00	\$0.00	\$0.00	\$656.02	\$79.20	(\$735.22)	0.00
11000	1000	55813	9000			SUBTOTAL Co-Curricular and Extra-Curricular Activities	\$0.00	\$0.00	\$0.00	\$0.00	\$656.02	\$79.20	(\$735.22)	0.00
11000	1000	55813				SUBTOTAL Employee Travel - Non-Teachers	\$6,000.00	\$0.00	\$6,000.00	\$378.72	\$1,990.73	\$3,744.49	\$264.78	0.00
			55817			Student Travel								
			1010			Regular Education (K-12) Programs								
11000	1000	55817	1010	000		GADSDEN DIST OFFICE	\$71,643.00	\$0.00	\$71,643.00	\$6,160.74	\$9,613.02	\$20,711.26	\$41,318.72	0.00
11000	1000	55817	1010			SUBTOTAL Regular Education (K-12) Programs	\$71,643.00	\$0.00	\$71,643.00	\$6,160.74	\$9,613.02	\$20,711.26	\$41,318.72	0.00
			1020			Elementary Fine Arts Programs								
11000	1000	55817	1020	000		GADSDEN DIST OFFICE	\$5,000.00	\$5,000.00	\$10,000.00	\$3,444.67	\$3,774.67	\$1,420.00	\$4,805.33	0.00
11000	1000	55817	1020			SUBTOTAL Elementary Fine Arts Programs	\$5,000.00	\$5,000.00	\$10,000.00	\$3,444.67	\$3,774.67	\$1,420.00	\$4,805.33	0.00
			3000			Vocational and Technical Programs								
11000	1000	55817	3000	000		GADSDEN DIST OFFICE	\$74,172.00	\$0.00	\$74,172.00	\$4,955.30	\$6,934.89	\$17,388.20	\$49,848.91	0.00
11000	1000	55817	3000			SUBTOTAL Vocational and Technical Programs	\$74,172.00	\$0.00	\$74,172.00	\$4,955.30	\$6,934.89	\$17,388.20	\$49,848.91	0.00
			4010			Bilingual Education Programs								
11000	1000	55817	4010	000		GADSDEN DIST OFFICE	\$2,000.00	\$0.00	\$2,000.00	\$0.00	\$0.00	\$150.00	\$1,850.00	0.00
11000	1000	55817	4010			SUBTOTAL Bilingual Education Programs	\$2,000.00	\$0.00	\$2,000.00	\$0.00	\$0.00	\$150.00	\$1,850.00	0.00
			9000			Co-Curricular and Extra-Curricular Activities								
11000	1000	55817	9000	000		GADSDEN DIST OFFICE	\$342,000.00	\$0.00	\$342,000.00	\$101,986.45	\$226,570.56	\$66,724.31	\$48,705.13	0.00
11000	1000	55817	9000			SUBTOTAL Co-Curricular and Extra-Curricular Activities	\$342,000.00	\$0.00	\$342,000.00	\$101,986.45	\$226,570.56	\$66,724.31	\$48,705.13	0.00
11000	1000	55817				SUBTOTAL Student Travel	\$494,815.00	\$5,000.00	\$499,815.00	\$116,547.16	\$246,893.14	\$106,393.77	\$146,528.09	0.00
			55819			Employee Travel - Teachers								
			1010			Regular Education (K-12) Programs								
11000	1000	55819	1010	000		GADSDEN DIST OFFICE	\$0.00	\$0.00	\$0.00	\$241.65	\$448.96	\$88.30	(\$537.26)	0.00
11000	1000	55819	1010			SUBTOTAL Regular Education (K-12) Programs	\$0.00	\$0.00	\$0.00	\$241.65	\$448.96	\$88.30	(\$537.26)	0.00
			3000			Vocational and Technical Programs								
11000	1000	55819	3000	000		GADSDEN DIST OFFICE	\$0.00	\$0.00	\$0.00	\$0.00	\$235.20	\$0.00	(\$235.20)	0.00

State of New Mexico
Public School Operating Budget - Actuals Expenditure Detail Report
Gadsden - Third Quarter (Jan - Mar) - Expenditure
Submitted

Fund	Func	Obj	Prg	Loc	Job	Description	Budget	Adjustments	Adjusted Budget	Current Period	YTD	Encumbrance	Budget Balance	FTE
11000	1000	55819	3000			<i>SUBTOTAL Vocational and Technical Programs</i>	\$0.00	\$0.00	\$0.00	\$0.00	\$235.20	\$0.00	(\$235.20)	0.00
			9000			<i>Co-Curricular and Extra-Curricular Activities</i>								
11000	1000	55819	9000	000		GADSDEN DIST OFFICE	\$0.00	\$0.00	\$0.00	\$255.15	\$255.15	\$26.55	(\$281.70)	0.00
11000	1000	55819	9000			<i>SUBTOTAL Co-Curricular and Extra-Curricular Activities</i>	\$0.00	\$0.00	\$0.00	\$255.15	\$255.15	\$26.55	(\$281.70)	0.00
11000	1000	55819				<i>SUBTOTAL Employee Travel - Teachers</i>	\$0.00	\$0.00	\$0.00	\$496.80	\$939.31	\$114.85	(\$1,054.16)	0.00
			55914			<i>Contracts - Interagency</i>								
			3000			<i>Vocational and Technical Programs</i>								
11000	1000	55914	3000	000		GADSDEN DIST OFFICE	\$23,000.00	\$0.00	\$23,000.00	\$0.00	\$0.00	\$0.00	\$23,000.00	0.00
11000	1000	55914	3000			<i>SUBTOTAL Vocational and Technical Programs</i>	\$23,000.00	\$0.00	\$23,000.00	\$0.00	\$0.00	\$0.00	\$23,000.00	0.00
11000	1000	55914				<i>SUBTOTAL Contracts - Interagency</i>	\$23,000.00	\$0.00	\$23,000.00	\$0.00	\$0.00	\$0.00	\$23,000.00	0.00
			55915			<i>Other Contract Services</i>								
			1010			<i>Regular Education (K-12) Programs</i>								
11000	1000	55915	1010	000		GADSDEN DIST OFFICE	\$0.00	\$0.00	\$0.00	\$1,800.00	\$2,800.00	\$500.00	(\$3,300.00)	0.00
11000	1000	55915	1010			<i>SUBTOTAL Regular Education (K-12) Programs</i>	\$0.00	\$0.00	\$0.00	\$1,800.00	\$2,800.00	\$500.00	(\$3,300.00)	0.00
			4010			<i>Bilingual Education Programs</i>								
11000	1000	55915	4010	000		GADSDEN DIST OFFICE	\$2,000.00	\$0.00	\$2,000.00	\$0.00	\$0.00	\$210.00	\$1,790.00	0.00
11000	1000	55915	4010			<i>SUBTOTAL Bilingual Education Programs</i>	\$2,000.00	\$0.00	\$2,000.00	\$0.00	\$0.00	\$210.00	\$1,790.00	0.00
			9000			<i>Co-Curricular and Extra-Curricular Activities</i>								
11000	1000	55915	9000	000		GADSDEN DIST OFFICE	\$5,000.00	\$0.00	\$5,000.00	\$880.00	\$880.00	\$200.00	\$3,920.00	0.00
11000	1000	55915	9000			<i>SUBTOTAL Co-Curricular and Extra-Curricular Activities</i>	\$5,000.00	\$0.00	\$5,000.00	\$880.00	\$880.00	\$200.00	\$3,920.00	0.00
11000	1000	55915				<i>SUBTOTAL Other Contract Services</i>	\$7,000.00	\$0.00	\$7,000.00	\$2,680.00	\$3,680.00	\$910.00	\$2,410.00	0.00
			56110			<i>Instructional Materials - Dual Credit</i>								
			1010			<i>Regular Education (K-12) Programs</i>								
11000	1000	56110	1010	000		GADSDEN DIST OFFICE	\$65,000.00	\$0.00	\$65,000.00	\$0.00	\$1,959.00	\$0.00	\$63,041.00	0.00
11000	1000	56110	1010			<i>SUBTOTAL Regular Education (K-12) Programs</i>	\$65,000.00	\$0.00	\$65,000.00	\$0.00	\$1,959.00	\$0.00	\$63,041.00	0.00
11000	1000	56110				<i>SUBTOTAL Instructional Materials - Dual Credit</i>	\$65,000.00	\$0.00	\$65,000.00	\$0.00	\$1,959.00	\$0.00	\$63,041.00	0.00
			56112			<i>Other Textbooks</i>								
			1010			<i>Regular Education (K-12) Programs</i>								
11000	1000	56112	1010	000		GADSDEN DIST OFFICE	\$1,341,519.00	\$368,000.00	\$1,709,519.00	\$0.00	\$1,176,145.78	\$15,514.40	\$517,858.82	0.00
11000	1000	56112	1010			<i>SUBTOTAL Regular Education (K-12) Programs</i>	\$1,341,519.00	\$368,000.00	\$1,709,519.00	\$0.00	\$1,176,145.78	\$15,514.40	\$517,858.82	0.00

State of New Mexico
Public School Operating Budget - Actuals Expenditure Detail Report
Gadsden - Third Quarter (Jan - Mar) - Expenditure
Submitted

Fund	Func	Obj	Prg	Loc	Job	Description	Budget	Adjustments	Adjusted Budget	Current Period	YTD	Encumbrance	Budget Balance	FTE
11000	1000	56112				SUBTOTAL Other Textbooks Software	\$1,341,519.00	\$368,000.00	\$1,709,519.00	\$0.00	\$1,176,145.78	\$15,514.40	\$517,858.82	0.00
		56113				Regular Education (K-12) Programs								
11000	1000	56113	1010	000		GADSDEN DIST OFFICE	\$108,769.00	\$0.00	\$108,769.00	\$9,415.95	\$122,069.10	\$1,929.74	(\$15,229.84)	0.00
11000	1000	56113	1010			SUBTOTAL Regular Education (K-12) Programs	\$108,769.00	\$0.00	\$108,769.00	\$9,415.95	\$122,069.10	\$1,929.74	(\$15,229.84)	0.00
			3000			Vocational and Technical Programs								
11000	1000	56113	3000	000		GADSDEN DIST OFFICE	\$7,810.00	\$0.00	\$7,810.00	\$2,631.30	\$2,631.30	\$4,651.20	\$527.50	0.00
11000	1000	56113	3000			SUBTOTAL Vocational and Technical Programs	\$7,810.00	\$0.00	\$7,810.00	\$2,631.30	\$2,631.30	\$4,651.20	\$527.50	0.00
			4010			Bilingual Education Programs								
11000	1000	56113	4010	000		GADSDEN DIST OFFICE	\$5,000.00	\$0.00	\$5,000.00	\$0.00	\$2,117.28	\$0.00	\$2,882.72	0.00
11000	1000	56113	4010			SUBTOTAL Bilingual Education Programs	\$5,000.00	\$0.00	\$5,000.00	\$0.00	\$2,117.28	\$0.00	\$2,882.72	0.00
			4020			Alternative and At-Risk Programs								
11000	1000	56113	4020	000		GADSDEN DIST OFFICE	\$8,000.00	\$0.00	\$8,000.00	\$4,145.40	\$4,145.40	\$0.00	\$3,854.60	0.00
11000	1000	56113	4020			SUBTOTAL Alternative and At-Risk Programs	\$8,000.00	\$0.00	\$8,000.00	\$4,145.40	\$4,145.40	\$0.00	\$3,854.60	0.00
			9000			Co-Curricular and Extra-Curricular Activities								
11000	1000	56113	9000	000		GADSDEN DIST OFFICE	\$0.00	\$0.00	\$0.00	\$0.00	\$2,593.00	\$606.00	(\$3,199.00)	0.00
11000	1000	56113	9000			SUBTOTAL Co-Curricular and Extra-Curricular Activities	\$0.00	\$0.00	\$0.00	\$0.00	\$2,593.00	\$606.00	(\$3,199.00)	0.00
11000	1000	56113				SUBTOTAL Software	\$129,579.00	\$0.00	\$129,579.00	\$16,192.65	\$133,556.08	\$7,186.94	(\$11,164.02)	0.00
		56118				General Supplies and Materials								
			1010			Regular Education (K-12) Programs								
11000	1000	56118	1010	000		GADSDEN DIST OFFICE	\$683,518.00	\$4,500.00	\$688,018.00	\$96,028.32	\$253,077.59	\$140,504.56	\$294,435.85	0.00
11000	1000	56118	1010			SUBTOTAL Regular Education (K-12) Programs	\$683,518.00	\$4,500.00	\$688,018.00	\$96,028.32	\$253,077.59	\$140,504.56	\$294,435.85	0.00
			1020			Elementary Fine Arts Programs								
11000	1000	56118	1020	000		GADSDEN DIST OFFICE	\$121,213.00	\$0.00	\$121,213.00	\$20,905.80	\$33,473.96	\$27,327.01	\$60,412.03	0.00
11000	1000	56118	1020			SUBTOTAL Elementary Fine Arts Programs	\$121,213.00	\$0.00	\$121,213.00	\$20,905.80	\$33,473.96	\$27,327.01	\$60,412.03	0.00
			2000			Special Programs								
11000	1000	56118	2000	000		GADSDEN DIST OFFICE	\$1,000.00	\$0.00	\$1,000.00	\$0.00	\$85.20	\$0.00	\$914.80	0.00
11000	1000	56118	2000			SUBTOTAL Special Programs	\$1,000.00	\$0.00	\$1,000.00	\$0.00	\$85.20	\$0.00	\$914.80	0.00
			3000			Vocational and Technical Programs								
11000	1000	56118	3000	000		GADSDEN DIST OFFICE	\$48,000.00	\$0.00	\$48,000.00	\$12,058.32	\$27,170.27	\$20,185.64	\$644.09	0.00
11000	1000	56118	3000			SUBTOTAL Vocational and Technical Programs	\$48,000.00	\$0.00	\$48,000.00	\$12,058.32	\$27,170.27	\$20,185.64	\$644.09	0.00

State of New Mexico
Public School Operating Budget - Actuals Expenditure Detail Report
Gadsden - Third Quarter (Jan - Mar) - Expenditure
Submitted

Fund	Func	Obj	Prg	Loc	Job	Description	Budget	Adjustments	Adjusted Budget	Current Period	YTD	Encumbrance	Budget Balance	FTE
			4010			Bilingual Education Programs								
11000	1000	56118	4010	000		GADSDEN DIST OFFICE	\$85,107.00	\$0.00	\$85,107.00	\$40,145.03	\$81,157.84	\$39,527.25	(\$35,578.09)	0.00
11000	1000	56118	4010			SUBTOTAL Bilingual Education Programs	\$85,107.00	\$0.00	\$85,107.00	\$40,145.03	\$81,157.84	\$39,527.25	(\$35,578.09)	0.00
			4020			Alternative and At-Risk Programs								
11000	1000	56118	4020	000		GADSDEN DIST OFFICE	\$294,907.00	\$0.00	\$294,907.00	\$58,090.74	\$109,873.24	\$58,451.37	\$126,582.39	0.00
11000	1000	56118	4020			SUBTOTAL Alternative and At-Risk Programs	\$294,907.00	\$0.00	\$294,907.00	\$58,090.74	\$109,873.24	\$58,451.37	\$126,582.39	0.00
			9000			Co-Curricular and Extra-Curricular Activities								
11000	1000	56118	9000	000		GADSDEN DIST OFFICE	\$197,500.00	\$0.00	\$197,500.00	\$21,282.47	\$48,771.88	\$18,039.80	\$130,688.32	0.00
11000	1000	56118	9000			SUBTOTAL Co-Curricular and Extra-Curricular Activities	\$197,500.00	\$0.00	\$197,500.00	\$21,282.47	\$48,771.88	\$18,039.80	\$130,688.32	0.00
11000	1000	56118				SUBTOTAL General Supplies and Materials	\$1,431,245.00	\$4,500.00	\$1,435,745.00	\$248,510.68	\$553,609.98	\$304,035.63	\$578,099.39	0.00
			57331			Fixed Assets (more than \$5,000)								
			1010			Regular Education (K-12) Programs								
11000	1000	57331	1010	000		GADSDEN DIST OFFICE	\$287,230.00	\$0.00	\$287,230.00	\$0.00	\$8,999.00	\$20,360.80	\$257,870.20	0.00
11000	1000	57331	1010			SUBTOTAL Regular Education (K-12) Programs	\$287,230.00	\$0.00	\$287,230.00	\$0.00	\$8,999.00	\$20,360.80	\$257,870.20	0.00
			3000			Vocational and Technical Programs								
11000	1000	57331	3000	000		GADSDEN DIST OFFICE	\$5,000.00	\$0.00	\$5,000.00	\$0.00	\$0.00	\$0.00	\$5,000.00	0.00
11000	1000	57331	3000			SUBTOTAL Vocational and Technical Programs	\$5,000.00	\$0.00	\$5,000.00	\$0.00	\$0.00	\$0.00	\$5,000.00	0.00
			9000			Co-Curricular and Extra-Curricular Activities								
11000	1000	57331	9000	000		GADSDEN DIST OFFICE	\$0.00	\$0.00	\$0.00	\$0.00	\$710.20	\$8,642.89	(\$9,353.09)	0.00
11000	1000	57331	9000			SUBTOTAL Co-Curricular and Extra-Curricular Activities	\$0.00	\$0.00	\$0.00	\$0.00	\$710.20	\$8,642.89	(\$9,353.09)	0.00
11000	1000	57331				SUBTOTAL Fixed Assets (more than \$5,000)	\$292,230.00	\$0.00	\$292,230.00	\$0.00	\$9,709.20	\$29,003.69	\$253,517.11	0.00
			57332			Supply Assets (\$5,000 or less)								
			1010			Regular Education (K-12) Programs								
11000	1000	57332	1010	000		GADSDEN DIST OFFICE	\$150,838.00	\$501,500.00	\$652,338.00	\$50,810.73	\$103,629.68	\$544,484.50	\$4,223.82	0.00
11000	1000	57332	1010			SUBTOTAL Regular Education (K-12) Programs	\$150,838.00	\$501,500.00	\$652,338.00	\$50,810.73	\$103,629.68	\$544,484.50	\$4,223.82	0.00
			1020			Elementary Fine Arts Programs								
11000	1000	57332	1020	000		GADSDEN DIST OFFICE	\$0.00	\$0.00	\$0.00	\$5,550.84	\$11,841.03	\$9,289.38	(\$21,130.41)	0.00
11000	1000	57332	1020			SUBTOTAL Elementary Fine Arts Programs	\$0.00	\$0.00	\$0.00	\$5,550.84	\$11,841.03	\$9,289.38	(\$21,130.41)	0.00
			3000			Vocational and Technical Programs								

**State of New Mexico
Public School Operating Budget - Actuals Expenditure Detail Report
Gadsden - Third Quarter (Jan - Mar) - Expenditure
Submitted**

Fund	Func	Obj	Prg	Loc	Job	Description	Budget	Adjustments	Adjusted Budget	Current Period	YTD	Encumbrance	Budget Balance	FTE
11000	1000	57332	3000	000		GADSDEN DIST OFFICE	\$40,500.00	\$0.00	\$40,500.00	\$10,779.22	\$13,449.58	\$4,613.86	\$22,436.56	0.00
11000	1000	57332	3000			SUBTOTAL Vocational and Technical Programs	\$40,500.00	\$0.00	\$40,500.00	\$10,779.22	\$13,449.58	\$4,613.86	\$22,436.56	0.00
			4010			Bilingual Education Programs								
11000	1000	57332	4010	000		GADSDEN DIST OFFICE	\$28,685.00	\$0.00	\$28,685.00	\$11,720.56	\$19,862.79	\$12,707.75	(\$3,885.54)	0.00
11000	1000	57332	4010			SUBTOTAL Bilingual Education Programs	\$28,685.00	\$0.00	\$28,685.00	\$11,720.56	\$19,862.79	\$12,707.75	(\$3,885.54)	0.00
			4020			Alternative and At-Risk Programs								
11000	1000	57332	4020	000		GADSDEN DIST OFFICE	\$18,916.00	\$17,336.00	\$36,252.00	\$24,209.71	\$31,902.92	\$24,636.28	(\$20,287.20)	0.00
11000	1000	57332	4020			SUBTOTAL Alternative and At-Risk Programs	\$18,916.00	\$17,336.00	\$36,252.00	\$24,209.71	\$31,902.92	\$24,636.28	(\$20,287.20)	0.00
			9000			Co-Curricular and Extra-Curricular Activities								
11000	1000	57332	9000	000		GADSDEN DIST OFFICE	\$20,000.00	\$0.00	\$20,000.00	\$2,314.29	\$23,734.96	\$8,411.84	(\$12,146.80)	0.00
11000	1000	57332	9000			SUBTOTAL Co-Curricular and Extra-Curricular Activities	\$20,000.00	\$0.00	\$20,000.00	\$2,314.29	\$23,734.96	\$8,411.84	(\$12,146.80)	0.00
11000	1000	57332				SUBTOTAL Supply Assets (\$5,000 or less)	\$258,939.00	\$518,836.00	\$777,775.00	\$105,385.35	\$204,420.96	\$604,143.61	(\$30,789.57)	0.00
11000	1000					SUBTOTAL Instruction	\$88,579,768.00	\$2,304,516.00	\$90,884,284.00	\$19,624,372.27	\$53,235,414.69	\$20,381,276.11	\$17,267,593.20	1,050.31
	2000					Support Services								
	2100					Support Services-Students								
		51100				Salaries Expense								
			0000			No Program								
				000		GADSDEN DIST OFFICE								
11000	2100	51100	0000	000	1211	Coordinator/Subject Matter Specialist	\$60,280.00	\$0.00	\$60,280.00	\$15,070.02	\$45,210.06	\$15,069.94	\$0.00	1.00
11000	2100	51100	0000	000	1214	Guidance Counselors/Social Workers	\$2,486,063.00	\$0.00	\$2,486,063.00	\$593,314.74	\$1,687,386.98	\$683,085.13	\$115,590.89	38.00
11000	2100	51100	0000	000	1215	Registered Nurses	\$792,709.00	\$0.00	\$792,709.00	\$174,757.32	\$531,848.70	\$190,278.34	\$70,581.96	15.30
11000	2100	51100	0000	000	1216	Health Assistants	\$359,361.00	\$0.00	\$359,361.00	\$80,983.59	\$231,874.90	\$89,777.78	\$37,708.32	18.00
11000	2100	51100	0000	000	1217	Secretarial/Clerical/Technical Assistants	\$234,135.00	\$0.00	\$234,135.00	\$65,219.82	\$188,973.71	\$74,726.53	(\$29,565.24)	12.00
11000	2100	51100	0000	000		SUBTOTAL GADSDEN DIST OFFICE	\$3,932,548.00	\$0.00	\$3,932,548.00	\$929,345.49	\$2,685,294.35	\$1,052,937.72	\$194,315.93	84.30
11000	2100	51100	0000			SUBTOTAL No Program	\$3,932,548.00	\$0.00	\$3,932,548.00	\$929,345.49	\$2,685,294.35	\$1,052,937.72	\$194,315.93	84.30
			2000			Special Programs								
				000		GADSDEN DIST OFFICE								
11000	2100	51100	2000	000	1211	Coordinator/Subject Matter Specialist	\$68,335.00	\$0.00	\$68,335.00	\$17,083.74	\$51,251.22	\$17,083.78	\$0.00	1.00
11000	2100	51100	2000	000	1214	Guidance Counselors/Social Workers	\$896,689.00	\$0.00	\$896,689.00	\$191,124.48	\$524,797.47	\$208,645.54	\$163,245.99	15.00
11000	2100	51100	2000	000	1311	Diagnosticians	\$1,153,007.00	\$0.00	\$1,153,007.00	\$250,324.11	\$659,616.35	\$292,792.41	\$200,598.24	18.00
11000	2100	51100	2000	000	1312	Speech Therapists	\$1,158,990.00	\$0.00	\$1,158,990.00	\$157,442.69	\$412,151.92	\$186,549.29	\$560,288.79	18.10
11000	2100	51100	2000	000	1313	Occupational Therapists	\$417,196.00	\$0.00	\$417,196.00	\$86,578.56	\$221,746.07	\$122,570.71	\$72,879.22	6.00
11000	2100	51100	2000	000	1314	Physical/Recreational Therapists	\$253,291.00	\$0.00	\$253,291.00	\$63,001.32	\$167,789.23	\$84,001.77	\$1,500.00	3.00

State of New Mexico
Public School Operating Budget - Actuals Expenditure Detail Report
Gadsden - Third Quarter (Jan - Mar) - Expenditure
Submitted

Fund	Func	Obj	Prg	Loc	Job	Description	Budget	Adjustments	Adjusted Budget	Current Period	YTD	Encumbrance	Budget Balance	FTE
11000	2100	51100	2000	000	1315	Psychologists/Counselors	\$149,038.00	\$0.00	\$149,038.00	\$30,365.04	\$83,623.82	\$37,836.18	\$27,578.00	2.00
11000	2100	51100	2000	000	1317	Interpreters	\$240,284.00	\$0.00	\$240,284.00	\$40,132.97	\$110,716.37	\$56,466.88	\$73,100.75	3.00
11000	2100	51100	2000	000	1318	Specialists	\$64,157.00	\$0.00	\$64,157.00	\$16,039.26	\$45,444.57	\$18,712.43	\$0.00	1.00
11000	2100	51100	2000	000		SUBTOTAL GADSDEN DIST OFFICE	\$4,400,987.00	\$0.00	\$4,400,987.00	\$852,092.17	\$2,277,137.02	\$1,024,658.99	\$1,099,190.99	67.10
11000	2100	51100	2000			SUBTOTAL Special Programs	\$4,400,987.00	\$0.00	\$4,400,987.00	\$852,092.17	\$2,277,137.02	\$1,024,658.99	\$1,099,190.99	67.10
11000	2100	51100				SUBTOTAL Salaries Expense	\$8,333,535.00	\$0.00	\$8,333,535.00	\$1,781,437.66	\$4,962,431.37	\$2,077,596.71	\$1,293,506.92	151.40
		51300				Additional Compensation								
		0000				No Program								
			000			GADSDEN DIST OFFICE								
11000	2100	51300	0000	000	1211	Coordinator/Subject Matter Specialist	\$56,000.00	\$9,000.00	\$65,000.00	\$2,437.50	\$45,000.00	\$0.00	\$20,000.00	0.00
11000	2100	51300	0000	000	1214	Guidance Counselors/Social Workers	\$0.00	\$47,000.00	\$47,000.00	\$23,500.00	\$48,000.04	\$0.00	(\$1,000.04)	0.00
11000	2100	51300	0000	000	1215	Registered Nurses	\$0.00	\$25,000.00	\$25,000.00	\$11,500.00	\$24,612.98	\$0.00	\$387.02	0.00
11000	2100	51300	0000	000	1216	Health Assistants	\$0.00	\$21,000.00	\$21,000.00	\$10,500.00	\$20,500.00	\$0.00	\$500.00	0.00
11000	2100	51300	0000	000	1217	Secretarial/Clerical/Technical Assistants	\$0.00	\$11,000.00	\$11,000.00	\$5,500.00	\$11,500.00	\$0.00	(\$500.00)	0.00
11000	2100	51300	0000	000	1218	School/Student Support	\$0.00	\$11,000.00	\$11,000.00	\$5,500.00	\$11,000.00	\$0.00	\$0.00	0.00
11000	2100	51300	0000	000		SUBTOTAL GADSDEN DIST OFFICE	\$56,000.00	\$124,000.00	\$180,000.00	\$58,937.50	\$160,613.02	\$0.00	\$19,386.98	0.00
11000	2100	51300	0000			SUBTOTAL No Program	\$56,000.00	\$124,000.00	\$180,000.00	\$58,937.50	\$160,613.02	\$0.00	\$19,386.98	0.00
			2000			Special Programs								
			000			GADSDEN DIST OFFICE								
11000	2100	51300	2000	000	1211	Coordinator/Subject Matter Specialist	\$0.00	\$4,000.00	\$4,000.00	\$1,500.00	\$3,500.00	\$0.00	\$500.00	0.00
11000	2100	51300	2000	000	1214	Guidance Counselors/Social Workers	\$0.00	\$16,000.00	\$16,000.00	\$8,500.00	\$17,000.00	\$0.00	(\$1,000.00)	0.00
11000	2100	51300	2000	000	1311	Diagnostics	\$0.00	\$15,000.00	\$15,000.00	\$8,500.00	\$16,000.02	\$0.00	(\$1,000.02)	0.00
11000	2100	51300	2000	000	1312	Speech Therapists	\$0.00	\$11,000.00	\$11,000.00	\$5,000.00	\$10,500.01	\$0.00	\$499.99	0.00
11000	2100	51300	2000	000	1313	Occupational Therapists	\$0.00	\$5,000.00	\$5,000.00	\$3,000.00	\$5,500.01	\$0.00	(\$500.01)	0.00
11000	2100	51300	2000	000	1314	Physical/Recreational Therapists	\$0.00	\$3,000.00	\$3,000.00	\$1,500.00	\$3,000.00	\$0.00	\$0.00	0.00
11000	2100	51300	2000	000	1315	Psychologists/Counselors	\$0.00	\$2,000.00	\$2,000.00	\$1,000.00	\$2,000.00	\$0.00	\$0.00	0.00
11000	2100	51300	2000	000	1317	Interpreters	\$0.00	\$3,000.00	\$3,000.00	\$1,000.00	\$2,500.00	\$0.00	\$500.00	0.00
11000	2100	51300	2000	000	1318	Specialists	\$0.00	\$1,000.00	\$1,000.00	\$500.00	\$1,000.00	\$0.00	\$0.00	0.00
11000	2100	51300	2000	000		SUBTOTAL GADSDEN DIST OFFICE	\$0.00	\$60,000.00	\$60,000.00	\$30,500.00	\$61,000.04	\$0.00	(\$1,000.04)	0.00
11000	2100	51300	2000			SUBTOTAL Special Programs	\$0.00	\$60,000.00	\$60,000.00	\$30,500.00	\$61,000.04	\$0.00	(\$1,000.04)	0.00
11000	2100	51300				SUBTOTAL Additional Compensation	\$56,000.00	\$184,000.00	\$240,000.00	\$89,437.50	\$221,613.06	\$0.00	\$18,386.94	0.00
		52111				Educational Retirement								
		0000				No Program								
11000	2100	52111	0000	000		GADSDEN DIST OFFICE	\$604,263.00	\$0.00	\$604,263.00	\$270,155.41	\$752,233.41	\$313,898.11	(\$461,868.52)	0.00
11000	2100	52111	0000			SUBTOTAL No Program	\$604,263.00	\$0.00	\$604,263.00	\$270,155.41	\$752,233.41	\$313,898.11	(\$461,868.52)	0.00
			2000			Special Programs								
11000	2100	52111	2000	000		GADSDEN DIST OFFICE	\$666,750.00	\$0.00	\$666,750.00	\$0.00	\$0.00	\$0.00	\$666,750.00	0.00

State of New Mexico
Public School Operating Budget - Actuals Expenditure Detail Report
Gadsden - Third Quarter (Jan - Mar) - Expenditure
Submitted

Fund	Func	Obj	Prg	Loc	Job	Description	Budget	Adjustments	Adjusted Budget	Current Period	YTD	Encumbrance	Budget Balance	FTE
11000	2100	52111	2000			<i>SUBTOTAL Special Programs</i>	\$666,750.00	\$0.00	\$666,750.00	\$0.00	\$0.00	\$0.00	\$666,750.00	0.00
11000	2100	52111				<i>SUBTOTAL Educational Retirement</i>	\$1,271,013.00	\$0.00	\$1,271,013.00	\$270,155.41	\$752,233.41	\$313,898.11	\$204,881.48	0.00
			52112			<i>ERA - Retiree Health</i>								
			0000			<i>No Program</i>								
11000	2100	52112	0000	000		GADSDEN DIST OFFICE	\$79,771.00	\$0.00	\$79,771.00	\$35,664.48	\$99,307.56	\$41,439.16	(\$60,975.72)	0.00
11000	2100	52112	0000			<i>SUBTOTAL No Program</i>	\$79,771.00	\$0.00	\$79,771.00	\$35,664.48	\$99,307.56	\$41,439.16	(\$60,975.72)	0.00
			2000			<i>Special Programs</i>								
11000	2100	52112	2000	000		GADSDEN DIST OFFICE	\$87,961.00	\$0.00	\$87,961.00	\$0.00	\$0.00	\$0.00	\$87,961.00	0.00
11000	2100	52112	2000			<i>SUBTOTAL Special Programs</i>	\$87,961.00	\$0.00	\$87,961.00	\$0.00	\$0.00	\$0.00	\$87,961.00	0.00
11000	2100	52112				<i>SUBTOTAL ERA - Retiree Health</i>	\$167,732.00	\$0.00	\$167,732.00	\$35,664.48	\$99,307.56	\$41,439.16	\$26,985.28	0.00
			52210			<i>FICA Payments</i>								
			0000			<i>No Program</i>								
11000	2100	52210	0000	000		GADSDEN DIST OFFICE	\$247,290.00	\$7,688.00	\$254,978.00	\$108,493.58	\$300,961.71	\$119,432.78	(\$165,416.49)	0.00
11000	2100	52210	0000			<i>SUBTOTAL No Program</i>	\$247,290.00	\$7,688.00	\$254,978.00	\$108,493.58	\$300,961.71	\$119,432.78	(\$165,416.49)	0.00
			2000			<i>Special Programs</i>								
11000	2100	52210	2000	000		GADSDEN DIST OFFICE	\$272,736.00	\$3,720.00	\$276,456.00	\$0.00	\$0.00	\$0.00	\$276,456.00	0.00
11000	2100	52210	2000			<i>SUBTOTAL Special Programs</i>	\$272,736.00	\$3,720.00	\$276,456.00	\$0.00	\$0.00	\$0.00	\$276,456.00	0.00
11000	2100	52210				<i>SUBTOTAL FICA Payments</i>	\$520,026.00	\$11,408.00	\$531,434.00	\$108,493.58	\$300,961.71	\$119,432.78	\$111,039.51	0.00
			52220			<i>Medicare Payments</i>								
			0000			<i>No Program</i>								
11000	2100	52220	0000	000		GADSDEN DIST OFFICE	\$57,835.00	\$1,798.00	\$59,633.00	\$25,373.52	\$70,386.23	\$27,931.96	(\$38,685.19)	0.00
11000	2100	52220	0000			<i>SUBTOTAL No Program</i>	\$57,835.00	\$1,798.00	\$59,633.00	\$25,373.52	\$70,386.23	\$27,931.96	(\$38,685.19)	0.00
			2000			<i>Special Programs</i>								
11000	2100	52220	2000	000		GADSDEN DIST OFFICE	\$63,817.00	\$870.00	\$64,687.00	\$0.00	\$0.00	\$0.00	\$64,687.00	0.00
11000	2100	52220	2000			<i>SUBTOTAL Special Programs</i>	\$63,817.00	\$870.00	\$64,687.00	\$0.00	\$0.00	\$0.00	\$64,687.00	0.00
11000	2100	52220				<i>SUBTOTAL Medicare Payments</i>	\$121,652.00	\$2,668.00	\$124,320.00	\$25,373.52	\$70,386.23	\$27,931.96	\$26,001.81	0.00
			52311			<i>Health and Medical Premiums</i>								
			0000			<i>No Program</i>								
11000	2100	52311	0000	000		GADSDEN DIST OFFICE	\$402,162.00	\$0.00	\$402,162.00	\$168,170.70	\$464,587.13	\$197,831.90	(\$260,257.03)	0.00
11000	2100	52311	0000			<i>SUBTOTAL No Program</i>	\$402,162.00	\$0.00	\$402,162.00	\$168,170.70	\$464,587.13	\$197,831.90	(\$260,257.03)	0.00
			2000			<i>Special Programs</i>								
11000	2100	52311	2000	000		GADSDEN DIST OFFICE	\$452,504.00	\$0.00	\$452,504.00	\$0.00	\$0.00	\$0.00	\$452,504.00	0.00
11000	2100	52311	2000			<i>SUBTOTAL Special Programs</i>	\$452,504.00	\$0.00	\$452,504.00	\$0.00	\$0.00	\$0.00	\$452,504.00	0.00
11000	2100	52311				<i>SUBTOTAL Health and Medical Premiums</i>	\$854,666.00	\$0.00	\$854,666.00	\$168,170.70	\$464,587.13	\$197,831.90	\$192,246.97	0.00
			52312			<i>Life</i>								
			0000			<i>No Program</i>								
11000	2100	52312	0000	000		GADSDEN DIST OFFICE	\$5,651.00	\$0.00	\$5,651.00	\$2,162.92	\$6,061.81	\$2,533.53	(\$2,944.34)	0.00

State of New Mexico
Public School Operating Budget - Actuals Expenditure Detail Report
Gadsden - Third Quarter (Jan - Mar) - Expenditure
Submitted

Fund	Func	Obj	Prg	Loc	Job	Description	Budget	Adjustments	Adjusted Budget	Current Period	YTD	Encumbrance	Budget Balance	FTE
11000	2100	52312	0000			<i>SUBTOTAL No Program</i>	\$5,651.00	\$0.00	\$5,651.00	\$2,162.92	\$6,061.81	\$2,533.53	(\$2,944.34)	0.00
			2000			Special Programs								
11000	2100	52312	2000	000		GADSDEN DIST OFFICE	\$6,355.00	\$0.00	\$6,355.00	\$0.00	\$0.00	\$0.00	\$6,355.00	0.00
11000	2100	52312	2000			<i>SUBTOTAL Special Programs</i>	\$6,355.00	\$0.00	\$6,355.00	\$0.00	\$0.00	\$0.00	\$6,355.00	0.00
11000	2100	52312				<i>SUBTOTAL Life</i>	\$12,006.00	\$0.00	\$12,006.00	\$2,162.92	\$6,061.81	\$2,533.53	\$3,410.66	0.00
			52313			Dental								
			0000			No Program								
11000	2100	52313	0000	000		GADSDEN DIST OFFICE	\$19,951.00	\$0.00	\$19,951.00	\$9,371.99	\$25,378.48	\$10,991.80	(\$16,419.28)	0.00
11000	2100	52313	0000			<i>SUBTOTAL No Program</i>	\$19,951.00	\$0.00	\$19,951.00	\$9,371.99	\$25,378.48	\$10,991.80	(\$16,419.28)	0.00
			2000			Special Programs								
11000	2100	52313	2000	000		GADSDEN DIST OFFICE	\$22,439.00	\$0.00	\$22,439.00	\$0.00	\$0.00	\$0.00	\$22,439.00	0.00
11000	2100	52313	2000			<i>SUBTOTAL Special Programs</i>	\$22,439.00	\$0.00	\$22,439.00	\$0.00	\$0.00	\$0.00	\$22,439.00	0.00
11000	2100	52313				<i>SUBTOTAL Dental</i>	\$42,390.00	\$0.00	\$42,390.00	\$9,371.99	\$25,378.48	\$10,991.80	\$6,019.72	0.00
			52314			Vision								
			0000			No Program								
11000	2100	52314	0000	000		GADSDEN DIST OFFICE	\$3,896.00	\$0.00	\$3,896.00	\$1,483.31	\$4,073.82	\$1,781.35	(\$1,959.17)	0.00
11000	2100	52314	0000			<i>SUBTOTAL No Program</i>	\$3,896.00	\$0.00	\$3,896.00	\$1,483.31	\$4,073.82	\$1,781.35	(\$1,959.17)	0.00
			2000			Special Programs								
11000	2100	52314	2000	000		GADSDEN DIST OFFICE	\$4,384.00	\$0.00	\$4,384.00	\$0.00	\$0.00	\$0.00	\$4,384.00	0.00
11000	2100	52314	2000			<i>SUBTOTAL Special Programs</i>	\$4,384.00	\$0.00	\$4,384.00	\$0.00	\$0.00	\$0.00	\$4,384.00	0.00
11000	2100	52314				<i>SUBTOTAL Vision</i>	\$8,280.00	\$0.00	\$8,280.00	\$1,483.31	\$4,073.82	\$1,781.35	\$2,424.83	0.00
			52315			Disability								
			0000			No Program								
11000	2100	52315	0000	000		GADSDEN DIST OFFICE	\$3,509.00	\$0.00	\$3,509.00	\$2,774.18	\$7,602.08	\$3,316.14	(\$7,409.22)	0.00
11000	2100	52315	0000			<i>SUBTOTAL No Program</i>	\$3,509.00	\$0.00	\$3,509.00	\$2,774.18	\$7,602.08	\$3,316.14	(\$7,409.22)	0.00
			2000			Special Programs								
11000	2100	52315	2000	000		GADSDEN DIST OFFICE	\$3,945.00	\$0.00	\$3,945.00	\$0.00	\$0.00	\$0.00	\$3,945.00	0.00
11000	2100	52315	2000			<i>SUBTOTAL Special Programs</i>	\$3,945.00	\$0.00	\$3,945.00	\$0.00	\$0.00	\$0.00	\$3,945.00	0.00
11000	2100	52315				<i>SUBTOTAL Disability</i>	\$7,454.00	\$0.00	\$7,454.00	\$2,774.18	\$7,602.08	\$3,316.14	(\$3,464.22)	0.00
			52500			Unemployment Compensation								
			0000			No Program								
11000	2100	52500	0000	000		GADSDEN DIST OFFICE	\$2,708.00	\$0.00	\$2,708.00	\$1,390.16	\$3,848.95	\$1,538.26	(\$2,679.21)	0.00
11000	2100	52500	0000			<i>SUBTOTAL No Program</i>	\$2,708.00	\$0.00	\$2,708.00	\$1,390.16	\$3,848.95	\$1,538.26	(\$2,679.21)	0.00
			2000			Special Programs								
11000	2100	52500	2000	000		GADSDEN DIST OFFICE	\$2,990.00	\$0.00	\$2,990.00	\$0.00	\$0.00	\$0.00	\$2,990.00	0.00
11000	2100	52500	2000			<i>SUBTOTAL Special Programs</i>	\$2,990.00	\$0.00	\$2,990.00	\$0.00	\$0.00	\$0.00	\$2,990.00	0.00
11000	2100	52500				<i>SUBTOTAL Unemployment Compensation</i>	\$5,698.00	\$0.00	\$5,698.00	\$1,390.16	\$3,848.95	\$1,538.26	\$310.79	0.00
			52710			Workers Compensation Premium								

State of New Mexico
Public School Operating Budget - Actuals Expenditure Detail Report
Gadsden - Third Quarter (Jan - Mar) - Expenditure
Submitted

Fund	Func	Obj	Prg	Loc	Job	Description	Budget	Adjustments	Adjusted Budget	Current Period	YTD	Encumbrance	Budget Balance	FTE
			0000			No Program								
11000	2100	52710	0000	000		GADSDEN DIST OFFICE	\$91,574.00	\$0.00	\$91,574.00	\$51,704.78	\$143,152.00	\$57,206.22	(\$108,784.22)	0.00
11000	2100	52710	0000			SUBTOTAL No Program	\$91,574.00	\$0.00	\$91,574.00	\$51,704.78	\$143,152.00	\$57,206.22	(\$108,784.22)	0.00
			2000			Special Programs								
11000	2100	52710	2000	000		GADSDEN DIST OFFICE	\$101,041.00	\$0.00	\$101,041.00	\$0.00	\$0.00	\$0.00	\$101,041.00	0.00
11000	2100	52710	2000			SUBTOTAL Special Programs	\$101,041.00	\$0.00	\$101,041.00	\$0.00	\$0.00	\$0.00	\$101,041.00	0.00
11000	2100	52710				SUBTOTAL Workers Compensation Premium	\$192,615.00	\$0.00	\$192,615.00	\$51,704.78	\$143,152.00	\$57,206.22	(\$7,743.22)	0.00
			52720			Workers Compensation Employer's Fee								
			0000			No Program								
11000	2100	52720	0000	000		GADSDEN DIST OFFICE	\$995.00	\$0.00	\$995.00	\$310.77	\$941.42	\$301.57	(\$247.99)	0.00
11000	2100	52720	0000			SUBTOTAL No Program	\$995.00	\$0.00	\$995.00	\$310.77	\$941.42	\$301.57	(\$247.99)	0.00
			2000			Special Programs								
11000	2100	52720	2000	000		GADSDEN DIST OFFICE	\$1,102.00	\$0.00	\$1,102.00	\$0.00	\$0.00	\$0.00	\$1,102.00	0.00
11000	2100	52720	2000			SUBTOTAL Special Programs	\$1,102.00	\$0.00	\$1,102.00	\$0.00	\$0.00	\$0.00	\$1,102.00	0.00
11000	2100	52720				SUBTOTAL Workers Compensation Employer's Fee	\$2,097.00	\$0.00	\$2,097.00	\$310.77	\$941.42	\$301.57	\$854.01	0.00
			53212			Speech Therapists - Contracted								
			2000			Special Programs								
11000	2100	53212	2000	000		GADSDEN DIST OFFICE	\$1,279,307.00	\$7,800.00	\$1,287,107.00	\$360,544.53	\$923,807.43	\$354,385.02	\$8,914.55	0.00
11000	2100	53212	2000			SUBTOTAL Special Programs	\$1,279,307.00	\$7,800.00	\$1,287,107.00	\$360,544.53	\$923,807.43	\$354,385.02	\$8,914.55	0.00
11000	2100	53212				SUBTOTAL Speech Therapists - Contracted	\$1,279,307.00	\$7,800.00	\$1,287,107.00	\$360,544.53	\$923,807.43	\$354,385.02	\$8,914.55	0.00
			53217			Interpreters - Contracted								
			2000			Special Programs								
11000	2100	53217	2000	000		GADSDEN DIST OFFICE	\$1,500.00	\$0.00	\$1,500.00	\$0.00	\$0.00	\$0.00	\$1,500.00	0.00
11000	2100	53217	2000			SUBTOTAL Special Programs	\$1,500.00	\$0.00	\$1,500.00	\$0.00	\$0.00	\$0.00	\$1,500.00	0.00
11000	2100	53217				SUBTOTAL Interpreters - Contracted	\$1,500.00	\$0.00	\$1,500.00	\$0.00	\$0.00	\$0.00	\$1,500.00	0.00
			53330			Professional Development								
			0000			No Program								
11000	2100	53330	0000	000		GADSDEN DIST OFFICE	\$2,750.00	\$700.00	\$3,450.00	\$0.00	\$593.00	\$527.00	\$2,330.00	0.00
11000	2100	53330	0000			SUBTOTAL No Program	\$2,750.00	\$700.00	\$3,450.00	\$0.00	\$593.00	\$527.00	\$2,330.00	0.00
11000	2100	53330				SUBTOTAL Professional Development	\$2,750.00	\$700.00	\$3,450.00	\$0.00	\$593.00	\$527.00	\$2,330.00	0.00
			53414			Other Services								
			0000			No Program								
11000	2100	53414	0000	000		GADSDEN DIST OFFICE	\$7,600.00	\$0.00	\$7,600.00	\$0.00	\$1,245.03	\$3,008.89	\$3,346.08	0.00
11000	2100	53414	0000			SUBTOTAL No Program	\$7,600.00	\$0.00	\$7,600.00	\$0.00	\$1,245.03	\$3,008.89	\$3,346.08	0.00
			2000			Special Programs								
11000	2100	53414	2000	000		GADSDEN DIST OFFICE	\$0.00	\$0.00	\$0.00	\$1,393.22	\$4,257.06	\$3,318.48	(\$7,575.54)	0.00

State of New Mexico
Public School Operating Budget - Actuals Expenditure Detail Report
Gadsden - Third Quarter (Jan - Mar) - Expenditure
Submitted

Fund	Func	Obj	Prg	Loc	Job	Description	Budget	Adjustments	Adjusted Budget	Current Period	YTD	Encumbrance	Budget Balance	FTE
11000	2100	53414	2000			<i>SUBTOTAL Special Programs</i>	\$0.00	\$0.00	\$0.00	\$1,393.22	\$4,257.06	\$3,318.48	(\$7,575.54)	0.00
11000	2100	53414				<i>SUBTOTAL Other Services</i>	\$7,600.00	\$0.00	\$7,600.00	\$1,393.22	\$5,502.09	\$6,327.37	(\$4,229.46)	0.00
		53711				Other Charges								
		0000				No Program								
11000	2100	53711	0000	000		GADSDEN DIST OFFICE	\$0.00	\$0.00	\$0.00	\$0.00	\$434.99	\$0.00	(\$434.99)	0.00
11000	2100	53711	0000			<i>SUBTOTAL No Program</i>	\$0.00	\$0.00	\$0.00	\$0.00	\$434.99	\$0.00	(\$434.99)	0.00
11000	2100	53711				<i>SUBTOTAL Other Charges</i>	\$0.00	\$0.00	\$0.00	\$0.00	\$434.99	\$0.00	(\$434.99)	0.00
		54311				Maintenance & Repair - Furniture/Fixtures/Equipment								
		0000				No Program								
11000	2100	54311	0000	000		GADSDEN DIST OFFICE	\$5,500.00	\$0.00	\$5,500.00	\$0.00	\$4,676.00	\$0.00	\$824.00	0.00
11000	2100	54311	0000			<i>SUBTOTAL No Program</i>	\$5,500.00	\$0.00	\$5,500.00	\$0.00	\$4,676.00	\$0.00	\$824.00	0.00
11000	2100	54311				<i>SUBTOTAL Maintenance & Repair - Furniture/Fixtures/Equipment</i>	\$5,500.00	\$0.00	\$5,500.00	\$0.00	\$4,676.00	\$0.00	\$824.00	0.00
		54620				Rental - Equipment and Vehicles								
		0000				No Program								
11000	2100	54620	0000	000		GADSDEN DIST OFFICE	\$4,100.00	\$0.00	\$4,100.00	\$911.12	\$2,050.02	\$683.34	\$1,366.64	0.00
11000	2100	54620	0000			<i>SUBTOTAL No Program</i>	\$4,100.00	\$0.00	\$4,100.00	\$911.12	\$2,050.02	\$683.34	\$1,366.64	0.00
11000	2100	54620				<i>SUBTOTAL Rental - Equipment and Vehicles</i>	\$4,100.00	\$0.00	\$4,100.00	\$911.12	\$2,050.02	\$683.34	\$1,366.64	0.00
		55813				Employee Travel - Non-Teachers								
		0000				No Program								
11000	2100	55813	0000	000		GADSDEN DIST OFFICE	\$0.00	\$5,275.00	\$5,275.00	\$1,570.65	\$1,986.09	\$0.00	\$3,288.91	0.00
11000	2100	55813	0000			<i>SUBTOTAL No Program</i>	\$0.00	\$5,275.00	\$5,275.00	\$1,570.65	\$1,986.09	\$0.00	\$3,288.91	0.00
11000	2100	55813				<i>SUBTOTAL Employee Travel - Non-Teachers</i>	\$0.00	\$5,275.00	\$5,275.00	\$1,570.65	\$1,986.09	\$0.00	\$3,288.91	0.00
		56118				General Supplies and Materials								
		0000				No Program								
11000	2100	56118	0000	000		GADSDEN DIST OFFICE	\$80,753.00	\$0.00	\$80,753.00	\$10,697.66	\$30,746.32	\$17,381.59	\$32,625.09	0.00
11000	2100	56118	0000			<i>SUBTOTAL No Program</i>	\$80,753.00	\$0.00	\$80,753.00	\$10,697.66	\$30,746.32	\$17,381.59	\$32,625.09	0.00
		2000				Special Programs								
11000	2100	56118	2000	000		GADSDEN DIST OFFICE	\$1,742.00	\$0.00	\$1,742.00	\$0.00	\$0.00	\$0.00	\$1,742.00	0.00
11000	2100	56118	2000			<i>SUBTOTAL Special Programs</i>	\$1,742.00	\$0.00	\$1,742.00	\$0.00	\$0.00	\$0.00	\$1,742.00	0.00
11000	2100	56118				<i>SUBTOTAL General Supplies and Materials</i>	\$82,495.00	\$0.00	\$82,495.00	\$10,697.66	\$30,746.32	\$17,381.59	\$34,367.09	0.00
		57332				Supply Assets (\$5,000 or less)								
		0000				No Program								
11000	2100	57332	0000	000		GADSDEN DIST OFFICE	\$21,550.00	\$0.00	\$21,550.00	\$4,346.10	\$10,968.98	\$6,925.39	\$3,655.63	0.00
11000	2100	57332	0000			<i>SUBTOTAL No Program</i>	\$21,550.00	\$0.00	\$21,550.00	\$4,346.10	\$10,968.98	\$6,925.39	\$3,655.63	0.00

**State of New Mexico
Public School Operating Budget - Actuals Expenditure Detail Report
Gadsden - Third Quarter (Jan - Mar) - Expenditure
Submitted**

Fund	Func	Obj	Prg	Loc	Job	Description	Budget	Adjustments	Adjusted Budget	Current Period	YTD	Encumbrance	Budget Balance	FTE
11000	2100	57332				<i>SUBTOTAL Supply Assets</i>	\$21,550.00	\$0.00	\$21,550.00	\$4,346.10	\$10,968.98	\$6,925.39	\$3,655.63	0.00
						<i>(\$5,000 or less)</i>								
11000	2100					<i>SUBTOTAL Support</i>	\$12,999,966.00	\$211,851.00	\$13,211,817.00	\$2,927,394.24	\$8,043,343.95	\$3,242,029.20	\$1,926,443.85	151.40
						<i>Services-Students</i>								
						<i>Support Services-</i>								
						<i>Instruction</i>								
						<i>Salaries Expense</i>								
						<i>No Program</i>								
						<i>GADSDEN DIST</i>								
						<i>OFFICE</i>								
11000	2200	51100	0000	000	1211	Coordinator/Subject Matter Specialist	\$1,263,387.00	\$0.00	\$1,263,387.00	\$223,932.36	\$671,940.06	\$203,961.16	\$387,485.78	11.40
11000	2200	51100	0000	000	1212	Library/Media Specialists	\$411,441.00	\$0.00	\$411,441.00	\$108,607.50	\$305,152.44	\$126,708.74	(\$20,420.18)	7.10
11000	2200	51100	0000	000	1213	Library/Media Assistants	\$472,939.00	\$0.00	\$472,939.00	\$115,611.99	\$311,262.12	\$147,637.79	\$14,039.09	21.00
11000	2200	51100	0000	000	1217	Secretarial/Clerical/Technical Assistants -	\$1,022,569.00	\$0.00	\$1,022,569.00	\$213,941.76	\$633,102.09	\$233,415.84	\$156,051.07	38.10
11000	2200	51100	0000	000	1511	Data Processing	\$261,108.00	\$0.00	\$261,108.00	\$45,626.46	\$136,879.38	\$45,626.62	\$78,602.00	3.00
11000	2200	51100	0000	000		<i>SUBTOTAL GADSDEN</i>	\$3,431,444.00	\$0.00	\$3,431,444.00	\$707,720.07	\$2,058,336.09	\$757,350.15	\$615,757.76	80.60
						<i>DIST OFFICE</i>								
11000	2200	51100	0000			<i>SUBTOTAL No Program</i>	\$3,431,444.00	\$0.00	\$3,431,444.00	\$707,720.07	\$2,058,336.09	\$757,350.15	\$615,757.76	80.60
11000	2200	51100				<i>SUBTOTAL Salaries</i>	\$3,431,444.00	\$0.00	\$3,431,444.00	\$707,720.07	\$2,058,336.09	\$757,350.15	\$615,757.76	80.60
						<i>Expense</i>								
						<i>Additional Compensation</i>								
						<i>No Program</i>								
						<i>GADSDEN DIST</i>								
						<i>OFFICE</i>								
11000	2200	51300	0000	000	1211	Coordinator/Subject Matter Specialist	\$0.00	\$23,500.00	\$23,500.00	\$11,000.00	\$22,000.01	\$0.00	\$1,499.99	0.00
11000	2200	51300	0000	000	1212	Library/Media Specialists	\$0.00	\$7,000.00	\$7,000.00	\$3,500.00	\$7,000.00	\$0.00	\$0.00	0.00
11000	2200	51300	0000	000	1213	Library/Media Assistants	\$0.00	\$23,000.00	\$23,000.00	\$11,000.00	\$22,000.01	\$0.00	\$999.99	0.00
11000	2200	51300	0000	000	1217	Secretarial/Clerical/Technical Assistants	\$0.00	\$49,000.00	\$49,000.00	\$24,000.00	\$47,500.00	\$0.00	\$1,500.00	0.00
11000	2200	51300	0000	000	1511	Data Processing	\$0.00	\$3,000.00	\$3,000.00	\$1,500.00	\$3,000.00	\$0.00	\$0.00	0.00
11000	2200	51300	0000	000		<i>SUBTOTAL GADSDEN</i>	\$0.00	\$105,500.00	\$105,500.00	\$51,000.00	\$101,500.02	\$0.00	\$3,999.98	0.00
						<i>DIST OFFICE</i>								
11000	2200	51300	0000			<i>SUBTOTAL No Program</i>	\$0.00	\$105,500.00	\$105,500.00	\$51,000.00	\$101,500.02	\$0.00	\$3,999.98	0.00
11000	2200	51300				<i>SUBTOTAL Additional</i>	\$0.00	\$105,500.00	\$105,500.00	\$51,000.00	\$101,500.02	\$0.00	\$3,999.98	0.00
						<i>Compensation</i>								
						<i>Educational Retirement</i>								
						<i>No Program</i>								
11000	2200	52111	0000	000		<i>GADSDEN DIST OFFICE</i>	\$519,863.00	\$0.00	\$519,863.00	\$105,267.04	\$309,821.25	\$113,674.09	\$96,367.66	0.00
11000	2200	52111	0000			<i>SUBTOTAL No Program</i>	\$519,863.00	\$0.00	\$519,863.00	\$105,267.04	\$309,821.25	\$113,674.09	\$96,367.66	0.00
11000	2200	52111				<i>SUBTOTAL Educational</i>	\$519,863.00	\$0.00	\$519,863.00	\$105,267.04	\$309,821.25	\$113,674.09	\$96,367.66	0.00
						<i>Retirement</i>								
						<i>ERA - Retiree Health</i>								
						<i>No Program</i>								
11000	2200	52112	0000	000		<i>GADSDEN DIST OFFICE</i>	\$68,630.00	\$0.00	\$68,630.00	\$13,896.80	\$40,899.53	\$15,006.68	\$12,723.79	0.00
11000	2200	52112	0000			<i>SUBTOTAL No Program</i>	\$68,630.00	\$0.00	\$68,630.00	\$13,896.80	\$40,899.53	\$15,006.68	\$12,723.79	0.00
11000	2200	52112				<i>SUBTOTAL ERA - Retiree</i>	\$68,630.00	\$0.00	\$68,630.00	\$13,896.80	\$40,899.53	\$15,006.68	\$12,723.79	0.00
						<i>Health</i>								
						<i>FICA Payments</i>								

State of New Mexico
Public School Operating Budget - Actuals Expenditure Detail Report
Gadsden - Third Quarter (Jan - Mar) - Expenditure
Submitted

Fund	Func	Obj	Prg	Loc	Job	Description	Budget	Adjustments	Adjusted Budget	Current Period	YTD	Encumbrance	Budget Balance	FTE
			0000			No Program								
11000	2200	52210	0000	000	GADSDEN DIST OFFICE	\$212,751.00	\$6,541.00	\$219,292.00	\$43,395.02	\$123,438.59	\$42,439.92	\$53,413.49	0.00	
11000	2200	52210	0000		<i>SUBTOTAL No Program</i>	<i>\$212,751.00</i>	<i>\$6,541.00</i>	<i>\$219,292.00</i>	<i>\$43,395.02</i>	<i>\$123,438.59</i>	<i>\$42,439.92</i>	<i>\$53,413.49</i>	<i>0.00</i>	
11000	2200	52210			<i>SUBTOTAL FICA Payments</i>	<i>\$212,751.00</i>	<i>\$6,541.00</i>	<i>\$219,292.00</i>	<i>\$43,395.02</i>	<i>\$123,438.59</i>	<i>\$42,439.92</i>	<i>\$53,413.49</i>	<i>0.00</i>	
			52220			Medicare Payments								
			0000			No Program								
11000	2200	52220	0000	000	GADSDEN DIST OFFICE	\$49,756.00	\$1,532.00	\$51,288.00	\$10,148.79	\$28,868.45	\$9,925.52	\$12,494.03	0.00	
11000	2200	52220	0000		<i>SUBTOTAL No Program</i>	<i>\$49,756.00</i>	<i>\$1,532.00</i>	<i>\$51,288.00</i>	<i>\$10,148.79</i>	<i>\$28,868.45</i>	<i>\$9,925.52</i>	<i>\$12,494.03</i>	<i>0.00</i>	
11000	2200	52220			<i>SUBTOTAL Medicare Payments</i>	<i>\$49,756.00</i>	<i>\$1,532.00</i>	<i>\$51,288.00</i>	<i>\$10,148.79</i>	<i>\$28,868.45</i>	<i>\$9,925.52</i>	<i>\$12,494.03</i>	<i>0.00</i>	
			52311			Health and Medical Premiums								
			0000			No Program								
11000	2200	52311	0000	000	GADSDEN DIST OFFICE	\$334,901.00	\$0.00	\$334,901.00	\$83,251.23	\$232,267.37	\$94,646.57	\$7,987.06	0.00	
11000	2200	52311	0000		<i>SUBTOTAL No Program</i>	<i>\$334,901.00</i>	<i>\$0.00</i>	<i>\$334,901.00</i>	<i>\$83,251.23</i>	<i>\$232,267.37</i>	<i>\$94,646.57</i>	<i>\$7,987.06</i>	<i>0.00</i>	
11000	2200	52311			<i>SUBTOTAL Health and Medical Premiums</i>	<i>\$334,901.00</i>	<i>\$0.00</i>	<i>\$334,901.00</i>	<i>\$83,251.23</i>	<i>\$232,267.37</i>	<i>\$94,646.57</i>	<i>\$7,987.06</i>	<i>0.00</i>	
			52312			Life								
			0000			No Program								
11000	2200	52312	0000	000	GADSDEN DIST OFFICE	\$4,706.00	\$0.00	\$4,706.00	\$1,231.95	\$3,545.07	\$1,394.17	(\$233.24)	0.00	
11000	2200	52312	0000		<i>SUBTOTAL No Program</i>	<i>\$4,706.00</i>	<i>\$0.00</i>	<i>\$4,706.00</i>	<i>\$1,231.95</i>	<i>\$3,545.07</i>	<i>\$1,394.17</i>	<i>(\$233.24)</i>	<i>0.00</i>	
11000	2200	52312			<i>SUBTOTAL Life</i>	<i>\$4,706.00</i>	<i>\$0.00</i>	<i>\$4,706.00</i>	<i>\$1,231.95</i>	<i>\$3,545.07</i>	<i>\$1,394.17</i>	<i>(\$233.24)</i>	<i>0.00</i>	
			52313			Dental								
			0000			No Program								
11000	2200	52313	0000	000	GADSDEN DIST OFFICE	\$16,615.00	\$0.00	\$16,615.00	\$4,114.69	\$11,701.95	\$4,580.75	\$332.30	0.00	
11000	2200	52313	0000		<i>SUBTOTAL No Program</i>	<i>\$16,615.00</i>	<i>\$0.00</i>	<i>\$16,615.00</i>	<i>\$4,114.69</i>	<i>\$11,701.95</i>	<i>\$4,580.75</i>	<i>\$332.30</i>	<i>0.00</i>	
11000	2200	52313			<i>SUBTOTAL Dental</i>	<i>\$16,615.00</i>	<i>\$0.00</i>	<i>\$16,615.00</i>	<i>\$4,114.69</i>	<i>\$11,701.95</i>	<i>\$4,580.75</i>	<i>\$332.30</i>	<i>0.00</i>	
			52314			Vision								
			0000			No Program								
11000	2200	52314	0000	000	GADSDEN DIST OFFICE	\$3,246.00	\$0.00	\$3,246.00	\$708.95	\$2,070.67	\$814.22	\$361.11	0.00	
11000	2200	52314	0000		<i>SUBTOTAL No Program</i>	<i>\$3,246.00</i>	<i>\$0.00</i>	<i>\$3,246.00</i>	<i>\$708.95</i>	<i>\$2,070.67</i>	<i>\$814.22</i>	<i>\$361.11</i>	<i>0.00</i>	
11000	2200	52314			<i>SUBTOTAL Vision</i>	<i>\$3,246.00</i>	<i>\$0.00</i>	<i>\$3,246.00</i>	<i>\$708.95</i>	<i>\$2,070.67</i>	<i>\$814.22</i>	<i>\$361.11</i>	<i>0.00</i>	
			52315			Disability								
			0000			No Program								
11000	2200	52315	0000	000	GADSDEN DIST OFFICE	\$2,921.00	\$0.00	\$2,921.00	\$623.20	\$1,893.44	\$630.02	\$397.54	0.00	
11000	2200	52315	0000		<i>SUBTOTAL No Program</i>	<i>\$2,921.00</i>	<i>\$0.00</i>	<i>\$2,921.00</i>	<i>\$623.20</i>	<i>\$1,893.44</i>	<i>\$630.02</i>	<i>\$397.54</i>	<i>0.00</i>	
11000	2200	52315			<i>SUBTOTAL Disability</i>	<i>\$2,921.00</i>	<i>\$0.00</i>	<i>\$2,921.00</i>	<i>\$623.20</i>	<i>\$1,893.44</i>	<i>\$630.02</i>	<i>\$397.54</i>	<i>0.00</i>	
			52500			Unemployment Compensation								
			0000			No Program								
11000	2200	52500	0000	000	GADSDEN DIST OFFICE	\$2,330.00	\$3.00	\$2,333.00	\$562.60	\$1,601.50	\$556.53	\$174.97	0.00	
11000	2200	52500	0000		<i>SUBTOTAL No Program</i>	<i>\$2,330.00</i>	<i>\$3.00</i>	<i>\$2,333.00</i>	<i>\$562.60</i>	<i>\$1,601.50</i>	<i>\$556.53</i>	<i>\$174.97</i>	<i>0.00</i>	
11000	2200	52500			<i>SUBTOTAL Unemployment Compensation</i>	<i>\$2,330.00</i>	<i>\$3.00</i>	<i>\$2,333.00</i>	<i>\$562.60</i>	<i>\$1,601.50</i>	<i>\$556.53</i>	<i>\$174.97</i>	<i>0.00</i>	

State of New Mexico
Public School Operating Budget - Actuals Expenditure Detail Report
Gadsden - Third Quarter (Jan - Mar) - Expenditure
Submitted

Fund	Func	Obj	Prg	Loc	Job	Description	Budget	Adjustments	Adjusted Budget	Current Period	YTD	Encumbrance	Budget Balance	FTE
			52710			Workers Compensation Premium								
			0000			No Program								
11000	2200	52710	0000	000		GADSDEN DIST OFFICE	\$78,782.00	\$44.00	\$78,826.00	\$20,948.79	\$59,634.24	\$20,716.42	(\$1,524.66)	0.00
11000	2200	52710	0000			<i>SUBTOTAL No Program</i>	<i>\$78,782.00</i>	<i>\$44.00</i>	<i>\$78,826.00</i>	<i>\$20,948.79</i>	<i>\$59,634.24</i>	<i>\$20,716.42</i>	<i>(\$1,524.66)</i>	<i>0.00</i>
11000	2200	52710				<i>SUBTOTAL Workers Compensation Premium</i>	<i>\$78,782.00</i>	<i>\$44.00</i>	<i>\$78,826.00</i>	<i>\$20,948.79</i>	<i>\$59,634.24</i>	<i>\$20,716.42</i>	<i>(\$1,524.66)</i>	<i>0.00</i>
			52720			Workers Compensation Employer's Fee								
			0000			No Program								
11000	2200	52720	0000	000		GADSDEN DIST OFFICE	\$858.00	\$0.00	\$858.00	\$180.60	\$541.17	\$180.59	\$136.24	0.00
11000	2200	52720	0000			<i>SUBTOTAL No Program</i>	<i>\$858.00</i>	<i>\$0.00</i>	<i>\$858.00</i>	<i>\$180.60</i>	<i>\$541.17</i>	<i>\$180.59</i>	<i>\$136.24</i>	<i>0.00</i>
11000	2200	52720				<i>SUBTOTAL Workers Compensation Employer's Fee</i>	<i>\$858.00</i>	<i>\$0.00</i>	<i>\$858.00</i>	<i>\$180.60</i>	<i>\$541.17</i>	<i>\$180.59</i>	<i>\$136.24</i>	<i>0.00</i>
			53330			Professional Development								
			0000			No Program								
11000	2200	53330	0000	000		GADSDEN DIST OFFICE	\$23,403.00	\$5,000.00	\$28,403.00	\$5,199.65	\$17,100.79	\$3,107.00	\$8,195.21	0.00
11000	2200	53330	0000			<i>SUBTOTAL No Program</i>	<i>\$23,403.00</i>	<i>\$5,000.00</i>	<i>\$28,403.00</i>	<i>\$5,199.65</i>	<i>\$17,100.79</i>	<i>\$3,107.00</i>	<i>\$8,195.21</i>	<i>0.00</i>
11000	2200	53330				<i>SUBTOTAL Professional Development</i>	<i>\$23,403.00</i>	<i>\$5,000.00</i>	<i>\$28,403.00</i>	<i>\$5,199.65</i>	<i>\$17,100.79</i>	<i>\$3,107.00</i>	<i>\$8,195.21</i>	<i>0.00</i>
			53414			Other Services								
			0000			No Program								
11000	2200	53414	0000	000		GADSDEN DIST OFFICE	\$324,500.00	\$10,550.00	\$335,050.00	\$1,306.38	\$100,513.16	\$209,168.01	\$25,368.83	0.00
11000	2200	53414	0000			<i>SUBTOTAL No Program</i>	<i>\$324,500.00</i>	<i>\$10,550.00</i>	<i>\$335,050.00</i>	<i>\$1,306.38</i>	<i>\$100,513.16</i>	<i>\$209,168.01</i>	<i>\$25,368.83</i>	<i>0.00</i>
11000	2200	53414				<i>SUBTOTAL Other Services</i>	<i>\$324,500.00</i>	<i>\$10,550.00</i>	<i>\$335,050.00</i>	<i>\$1,306.38</i>	<i>\$100,513.16</i>	<i>\$209,168.01</i>	<i>\$25,368.83</i>	<i>0.00</i>
			53711			Other Charges								
			0000			No Program								
11000	2200	53711	0000	000		GADSDEN DIST OFFICE	\$1,575.00	\$0.00	\$1,575.00	\$245.70	\$245.70	\$0.00	\$1,329.30	0.00
11000	2200	53711	0000			<i>SUBTOTAL No Program</i>	<i>\$1,575.00</i>	<i>\$0.00</i>	<i>\$1,575.00</i>	<i>\$245.70</i>	<i>\$245.70</i>	<i>\$0.00</i>	<i>\$1,329.30</i>	<i>0.00</i>
11000	2200	53711				<i>SUBTOTAL Other Charges</i>	<i>\$1,575.00</i>	<i>\$0.00</i>	<i>\$1,575.00</i>	<i>\$245.70</i>	<i>\$245.70</i>	<i>\$0.00</i>	<i>\$1,329.30</i>	<i>0.00</i>
			54311			Maintenance & Repair - Furniture/Fixtures/Equipment								
			0000			No Program								
11000	2200	54311	0000	000		GADSDEN DIST OFFICE	\$2,700.00	\$0.00	\$2,700.00	\$0.00	\$0.00	\$0.00	\$2,700.00	0.00
11000	2200	54311	0000			<i>SUBTOTAL No Program</i>	<i>\$2,700.00</i>	<i>\$0.00</i>	<i>\$2,700.00</i>	<i>\$0.00</i>	<i>\$0.00</i>	<i>\$0.00</i>	<i>\$2,700.00</i>	<i>0.00</i>
11000	2200	54311				<i>SUBTOTAL Maintenance & Repair - Furniture/Fixtures/Equipment</i>	<i>\$2,700.00</i>	<i>\$0.00</i>	<i>\$2,700.00</i>	<i>\$0.00</i>	<i>\$0.00</i>	<i>\$0.00</i>	<i>\$2,700.00</i>	<i>0.00</i>
			54620			Rental - Equipment and Vehicles								
			0000			No Program								
11000	2200	54620	0000	000		GADSDEN DIST OFFICE	\$11,600.00	\$0.00	\$11,600.00	\$2,526.32	\$8,954.23	\$1,756.29	\$889.48	0.00
11000	2200	54620	0000			<i>SUBTOTAL No Program</i>	<i>\$11,600.00</i>	<i>\$0.00</i>	<i>\$11,600.00</i>	<i>\$2,526.32</i>	<i>\$8,954.23</i>	<i>\$1,756.29</i>	<i>\$889.48</i>	<i>0.00</i>

State of New Mexico
Public School Operating Budget - Actuals Expenditure Detail Report
Gadsden - Third Quarter (Jan - Mar) - Expenditure
Submitted

Fund	Func	Obj	Prg	Loc	Job	Description	Budget	Adjustments	Adjusted Budget	Current Period	YTD	Encumbrance	Budget Balance	FTE
11000	2200	54620				<i>SUBTOTAL Rental - Equipment and Vehicles</i>	\$11,600.00	\$0.00	\$11,600.00	\$2,526.32	\$8,954.23	\$1,756.29	\$889.48	0.00
		54630				<i>Rental - Computers and Related Equipment</i>								
			0000			<i>No Program</i>								
11000	2200	54630	0000	000		GADSDEN DIST OFFICE	\$5,725.00	\$0.00	\$5,725.00	\$0.00	\$0.00	\$0.00	\$5,725.00	0.00
11000	2200	54630	0000			<i>SUBTOTAL No Program</i>	\$5,725.00	\$0.00	\$5,725.00	\$0.00	\$0.00	\$0.00	\$5,725.00	0.00
11000	2200	54630				<i>SUBTOTAL Rental - Computers and Related Equipment</i>	\$5,725.00	\$0.00	\$5,725.00	\$0.00	\$0.00	\$0.00	\$5,725.00	0.00
		55813				<i>Employee Travel - Non-Teachers</i>								
			0000			<i>No Program</i>								
11000	2200	55813	0000	000		GADSDEN DIST OFFICE	\$7,243.00	\$2,575.00	\$9,818.00	\$758.78	\$1,715.45	\$3,164.99	\$4,937.56	0.00
11000	2200	55813	0000			<i>SUBTOTAL No Program</i>	\$7,243.00	\$2,575.00	\$9,818.00	\$758.78	\$1,715.45	\$3,164.99	\$4,937.56	0.00
11000	2200	55813				<i>SUBTOTAL Employee Travel - Non-Teachers</i>	\$7,243.00	\$2,575.00	\$9,818.00	\$758.78	\$1,715.45	\$3,164.99	\$4,937.56	0.00
		55915				<i>Other Contract Services</i>								
			0000			<i>No Program</i>								
11000	2200	55915	0000	000		GADSDEN DIST OFFICE	\$140,000.00	\$730.00	\$140,730.00	\$54,908.39	\$57,065.57	\$95,464.17	(\$11,799.74)	0.00
11000	2200	55915	0000			<i>SUBTOTAL No Program</i>	\$140,000.00	\$730.00	\$140,730.00	\$54,908.39	\$57,065.57	\$95,464.17	(\$11,799.74)	0.00
11000	2200	55915				<i>SUBTOTAL Other Contract Services</i>	\$140,000.00	\$730.00	\$140,730.00	\$54,908.39	\$57,065.57	\$95,464.17	(\$11,799.74)	0.00
		56113				<i>Software</i>								
			0000			<i>No Program</i>								
11000	2200	56113	0000	000		GADSDEN DIST OFFICE	\$58,800.00	\$0.00	\$58,800.00	\$0.00	\$7,414.80	\$0.00	\$51,385.20	0.00
11000	2200	56113	0000			<i>SUBTOTAL No Program</i>	\$58,800.00	\$0.00	\$58,800.00	\$0.00	\$7,414.80	\$0.00	\$51,385.20	0.00
11000	2200	56113				<i>SUBTOTAL Software</i>	\$58,800.00	\$0.00	\$58,800.00	\$0.00	\$7,414.80	\$0.00	\$51,385.20	0.00
		56114				<i>Library And Audio-Visual</i>								
			0000			<i>No Program</i>								
11000	2200	56114	0000	000		GADSDEN DIST OFFICE	\$55,586.00	\$0.00	\$55,586.00	\$23,700.60	\$44,810.35	\$11,235.61	(\$459.96)	0.00
11000	2200	56114	0000			<i>SUBTOTAL No Program</i>	\$55,586.00	\$0.00	\$55,586.00	\$23,700.60	\$44,810.35	\$11,235.61	(\$459.96)	0.00
11000	2200	56114				<i>SUBTOTAL Library And Audio-Visual</i>	\$55,586.00	\$0.00	\$55,586.00	\$23,700.60	\$44,810.35	\$11,235.61	(\$459.96)	0.00
		56118				<i>General Supplies and Materials</i>								
			0000			<i>No Program</i>								
11000	2200	56118	0000	000		GADSDEN DIST OFFICE	\$96,214.00	\$250.00	\$96,464.00	\$10,392.84	\$22,354.13	\$19,643.15	\$54,466.72	0.00
11000	2200	56118	0000			<i>SUBTOTAL No Program</i>	\$96,214.00	\$250.00	\$96,464.00	\$10,392.84	\$22,354.13	\$19,643.15	\$54,466.72	0.00
11000	2200	56118				<i>SUBTOTAL General Supplies and Materials</i>	\$96,214.00	\$250.00	\$96,464.00	\$10,392.84	\$22,354.13	\$19,643.15	\$54,466.72	0.00
		57332				<i>Supply Assets (\$5,000 or less)</i>								
			0000			<i>No Program</i>								
11000	2200	57332	0000	000		GADSDEN DIST OFFICE	\$17,900.00	\$250.00	\$18,150.00	\$391.39	\$3,992.94	\$18,359.36	(\$4,202.30)	0.00
11000	2200	57332	0000			<i>SUBTOTAL No Program</i>	\$17,900.00	\$250.00	\$18,150.00	\$391.39	\$3,992.94	\$18,359.36	(\$4,202.30)	0.00
11000	2200	57332				<i>SUBTOTAL Supply Assets (\$5,000 or less)</i>	\$17,900.00	\$250.00	\$18,150.00	\$391.39	\$3,992.94	\$18,359.36	(\$4,202.30)	0.00

State of New Mexico
Public School Operating Budget - Actuals Expenditure Detail Report
Gadsden - Third Quarter (Jan - Mar) - Expenditure
Submitted

Fund	Func	Obj	Prg	Loc	Job	Description	Budget	Adjustments	Adjusted Budget	Current Period	YTD	Encumbrance	Budget Balance	FTE
11000	2200					<i>SUBTOTAL Support Services-Instruction</i>	<i>\$5,472,049.00</i>	<i>\$132,975.00</i>	<i>\$5,605,024.00</i>	<i>\$1,142,479.78</i>	<i>\$3,240,286.46</i>	<i>\$1,423,814.21</i>	<i>\$940,923.33</i>	<i>80.60</i>
	2300					<i>Support Services-General Administration</i>								
		51100				<i>Salaries Expense</i>								
			0000			<i>No Program</i>								
				000		<i>GADSDEN DIST OFFICE</i>								
11000	2300	51100	0000	000	1111	Superintendent	\$194,789.00	\$0.00	\$194,789.00	\$38,894.94	\$116,280.52	\$38,894.87	\$39,613.61	1.00
11000	2300	51100	0000	000	1113	Administrative Associates	\$141,430.00	\$0.00	\$141,430.00	\$25,152.48	\$75,457.44	\$25,152.56	\$40,820.00	1.00
11000	2300	51100	0000	000	1217	Secretarial/Clerical/Technical Assistants	\$65,743.00	\$0.00	\$65,743.00	\$21,196.76	\$60,066.79	\$21,062.56	(\$15,386.35)	2.00
11000	2300	51100	0000	000	1800	Board Members	\$15,000.00	\$0.00	\$15,000.00	\$1,620.00	\$4,465.00	\$0.00	\$10,535.00	0.00
11000	2300	51100	0000	000		<i>SUBTOTAL GADSDEN DIST OFFICE</i>	<i>\$416,962.00</i>	<i>\$0.00</i>	<i>\$416,962.00</i>	<i>\$86,864.18</i>	<i>\$256,269.75</i>	<i>\$85,109.99</i>	<i>\$75,582.26</i>	<i>4.00</i>
11000	2300	51100	0000			<i>SUBTOTAL No Program</i>	<i>\$416,962.00</i>	<i>\$0.00</i>	<i>\$416,962.00</i>	<i>\$86,864.18</i>	<i>\$256,269.75</i>	<i>\$85,109.99</i>	<i>\$75,582.26</i>	<i>4.00</i>
11000	2300	51100				<i>SUBTOTAL Salaries Expense</i>	<i>\$416,962.00</i>	<i>\$0.00</i>	<i>\$416,962.00</i>	<i>\$86,864.18</i>	<i>\$256,269.75</i>	<i>\$85,109.99</i>	<i>\$75,582.26</i>	<i>4.00</i>
		51200				<i>Overtime Expense</i>								
			0000			<i>No Program</i>								
				000		<i>GADSDEN DIST OFFICE</i>								
11000	2300	51200	0000	000	1217	Secretarial/Clerical/Technical Assistants	\$0.00	\$0.00	\$0.00	\$0.00	\$502.80	\$0.00	(\$502.80)	0.00
11000	2300	51200	0000	000		<i>SUBTOTAL GADSDEN DIST OFFICE</i>	<i>\$0.00</i>	<i>\$0.00</i>	<i>\$0.00</i>	<i>\$0.00</i>	<i>\$502.80</i>	<i>\$0.00</i>	<i>(\$502.80)</i>	<i>0.00</i>
11000	2300	51200	0000			<i>SUBTOTAL No Program</i>	<i>\$0.00</i>	<i>\$0.00</i>	<i>\$0.00</i>	<i>\$0.00</i>	<i>\$502.80</i>	<i>\$0.00</i>	<i>(\$502.80)</i>	<i>0.00</i>
11000	2300	51200				<i>SUBTOTAL Overtime Expense</i>	<i>\$0.00</i>	<i>\$0.00</i>	<i>\$0.00</i>	<i>\$0.00</i>	<i>\$502.80</i>	<i>\$0.00</i>	<i>(\$502.80)</i>	<i>0.00</i>
		51300				<i>Additional Compensation</i>								
			0000			<i>No Program</i>								
				000		<i>GADSDEN DIST OFFICE</i>								
11000	2300	51300	0000	000	1111	Superintendent	\$0.00	\$1,000.00	\$1,000.00	\$500.00	\$1,000.00	\$0.00	\$0.00	0.00
11000	2300	51300	0000	000	1113	Administrative Associates	\$0.00	\$1,000.00	\$1,000.00	\$500.00	\$1,000.00	\$0.00	\$0.00	0.00
11000	2300	51300	0000	000	1217	Secretarial/Clerical/Technical Assistants	\$0.00	\$2,000.00	\$2,000.00	\$1,041.90	\$2,134.08	\$0.00	(\$134.08)	0.00
11000	2300	51300	0000	000		<i>SUBTOTAL GADSDEN DIST OFFICE</i>	<i>\$0.00</i>	<i>\$4,000.00</i>	<i>\$4,000.00</i>	<i>\$2,041.90</i>	<i>\$4,134.08</i>	<i>\$0.00</i>	<i>(\$134.08)</i>	<i>0.00</i>
11000	2300	51300	0000			<i>SUBTOTAL No Program</i>	<i>\$0.00</i>	<i>\$4,000.00</i>	<i>\$4,000.00</i>	<i>\$2,041.90</i>	<i>\$4,134.08</i>	<i>\$0.00</i>	<i>(\$134.08)</i>	<i>0.00</i>
11000	2300	51300				<i>SUBTOTAL Additional Compensation</i>	<i>\$0.00</i>	<i>\$4,000.00</i>	<i>\$4,000.00</i>	<i>\$2,041.90</i>	<i>\$4,134.08</i>	<i>\$0.00</i>	<i>(\$134.08)</i>	<i>0.00</i>
		52111				<i>Educational Retirement</i>								
			0000			<i>No Program</i>								
				0000		<i>GADSDEN DIST OFFICE</i>								
11000	2300	52111	0000	000			\$63,270.00	\$0.00	\$63,270.00	\$12,920.85	\$37,986.76	\$12,894.16	\$12,389.08	0.00
11000	2300	52111	0000			<i>SUBTOTAL No Program</i>	<i>\$63,270.00</i>	<i>\$0.00</i>	<i>\$63,270.00</i>	<i>\$12,920.85</i>	<i>\$37,986.76</i>	<i>\$12,894.16</i>	<i>\$12,389.08</i>	<i>0.00</i>
11000	2300	52111				<i>SUBTOTAL Educational Retirement</i>	<i>\$63,270.00</i>	<i>\$0.00</i>	<i>\$63,270.00</i>	<i>\$12,920.85</i>	<i>\$37,986.76</i>	<i>\$12,894.16</i>	<i>\$12,389.08</i>	<i>0.00</i>
		52112				<i>ERA - Retiree Health</i>								
			0000			<i>No Program</i>								

State of New Mexico
Public School Operating Budget - Actuals Expenditure Detail Report
Gadsden - Third Quarter (Jan - Mar) - Expenditure
Submitted

Fund	Func	Obj	Prg	Loc	Job	Description	Budget	Adjustments	Adjusted Budget	Current Period	YTD	Encumbrance	Budget Balance	FTE
11000	2300	52112	0000	000		GADSDEN DIST OFFICE	\$8,053.00	\$0.00	\$8,053.00	\$1,705.72	\$5,016.21	\$1,702.20	\$1,334.59	0.00
11000	2300	52112	0000			<i>SUBTOTAL No Program</i>	<i>\$8,053.00</i>	<i>\$0.00</i>	<i>\$8,053.00</i>	<i>\$1,705.72</i>	<i>\$5,016.21</i>	<i>\$1,702.20</i>	<i>\$1,334.59</i>	<i>0.00</i>
11000	2300	52112				<i>SUBTOTAL ERA - Retiree Health</i>	<i>\$8,053.00</i>	<i>\$0.00</i>	<i>\$8,053.00</i>	<i>\$1,705.72</i>	<i>\$5,016.21</i>	<i>\$1,702.20</i>	<i>\$1,334.59</i>	<i>0.00</i>
		52210				FICA Payments								
		0000				No Program								
11000	2300	52210	0000	000		GADSDEN DIST OFFICE	\$25,893.00	\$248.00	\$26,141.00	\$5,380.69	\$15,383.30	\$5,101.60	\$5,656.10	0.00
11000	2300	52210	0000			<i>SUBTOTAL No Program</i>	<i>\$25,893.00</i>	<i>\$248.00</i>	<i>\$26,141.00</i>	<i>\$5,380.69</i>	<i>\$15,383.30</i>	<i>\$5,101.60</i>	<i>\$5,656.10</i>	<i>0.00</i>
11000	2300	52210				<i>SUBTOTAL FICA Payments</i>	<i>\$25,893.00</i>	<i>\$248.00</i>	<i>\$26,141.00</i>	<i>\$5,380.69</i>	<i>\$15,383.30</i>	<i>\$5,101.60</i>	<i>\$5,656.10</i>	<i>0.00</i>
		52220				Medicare Payments								
		0000				No Program								
11000	2300	52220	0000	000		GADSDEN DIST OFFICE	\$6,056.00	\$58.00	\$6,114.00	\$1,258.41	\$3,686.16	\$1,193.16	\$1,234.68	0.00
11000	2300	52220	0000			<i>SUBTOTAL No Program</i>	<i>\$6,056.00</i>	<i>\$58.00</i>	<i>\$6,114.00</i>	<i>\$1,258.41</i>	<i>\$3,686.16</i>	<i>\$1,193.16</i>	<i>\$1,234.68</i>	<i>0.00</i>
11000	2300	52220				<i>SUBTOTAL Medicare Payments</i>	<i>\$6,056.00</i>	<i>\$58.00</i>	<i>\$6,114.00</i>	<i>\$1,258.41</i>	<i>\$3,686.16</i>	<i>\$1,193.16</i>	<i>\$1,234.68</i>	<i>0.00</i>
		52311				Health and Medical Premiums								
		0000				No Program								
11000	2300	52311	0000	000		GADSDEN DIST OFFICE	\$37,309.00	\$0.00	\$37,309.00	\$3,308.22	\$9,799.82	\$3,308.22	\$24,200.96	0.00
11000	2300	52311	0000			<i>SUBTOTAL No Program</i>	<i>\$37,309.00</i>	<i>\$0.00</i>	<i>\$37,309.00</i>	<i>\$3,308.22</i>	<i>\$9,799.82</i>	<i>\$3,308.22</i>	<i>\$24,200.96</i>	<i>0.00</i>
11000	2300	52311				<i>SUBTOTAL Health and Medical Premiums</i>	<i>\$37,309.00</i>	<i>\$0.00</i>	<i>\$37,309.00</i>	<i>\$3,308.22</i>	<i>\$9,799.82</i>	<i>\$3,308.22</i>	<i>\$24,200.96</i>	<i>0.00</i>
		52312				Life								
		0000				No Program								
11000	2300	52312	0000	000		GADSDEN DIST OFFICE	\$524.00	\$0.00	\$524.00	\$70.98	\$211.62	\$70.98	\$241.40	0.00
11000	2300	52312	0000			<i>SUBTOTAL No Program</i>	<i>\$524.00</i>	<i>\$0.00</i>	<i>\$524.00</i>	<i>\$70.98</i>	<i>\$211.62</i>	<i>\$70.98</i>	<i>\$241.40</i>	<i>0.00</i>
11000	2300	52312				<i>SUBTOTAL Life</i>	<i>\$524.00</i>	<i>\$0.00</i>	<i>\$524.00</i>	<i>\$70.98</i>	<i>\$211.62</i>	<i>\$70.98</i>	<i>\$241.40</i>	<i>0.00</i>
		52313				Dental								
		0000				No Program								
11000	2300	52313	0000	000		GADSDEN DIST OFFICE	\$1,852.00	\$0.00	\$1,852.00	\$307.92	\$923.76	\$307.92	\$620.32	0.00
11000	2300	52313	0000			<i>SUBTOTAL No Program</i>	<i>\$1,852.00</i>	<i>\$0.00</i>	<i>\$1,852.00</i>	<i>\$307.92</i>	<i>\$923.76</i>	<i>\$307.92</i>	<i>\$620.32</i>	<i>0.00</i>
11000	2300	52313				<i>SUBTOTAL Dental</i>	<i>\$1,852.00</i>	<i>\$0.00</i>	<i>\$1,852.00</i>	<i>\$307.92</i>	<i>\$923.76</i>	<i>\$307.92</i>	<i>\$620.32</i>	<i>0.00</i>
		52314				Vision								
		0000				No Program								
11000	2300	52314	0000	000		GADSDEN DIST OFFICE	\$362.00	\$0.00	\$362.00	\$50.88	\$152.64	\$50.88	\$158.48	0.00
11000	2300	52314	0000			<i>SUBTOTAL No Program</i>	<i>\$362.00</i>	<i>\$0.00</i>	<i>\$362.00</i>	<i>\$50.88</i>	<i>\$152.64</i>	<i>\$50.88</i>	<i>\$158.48</i>	<i>0.00</i>
11000	2300	52314				<i>SUBTOTAL Vision</i>	<i>\$362.00</i>	<i>\$0.00</i>	<i>\$362.00</i>	<i>\$50.88</i>	<i>\$152.64</i>	<i>\$50.88</i>	<i>\$158.48</i>	<i>0.00</i>
		52315				Disability								
		0000				No Program								
11000	2300	52315	0000	000		GADSDEN DIST OFFICE	\$325.00	\$0.00	\$325.00	\$0.00	\$0.00	\$0.00	\$325.00	0.00
11000	2300	52315	0000			<i>SUBTOTAL No Program</i>	<i>\$325.00</i>	<i>\$0.00</i>	<i>\$325.00</i>	<i>\$0.00</i>	<i>\$0.00</i>	<i>\$0.00</i>	<i>\$325.00</i>	<i>0.00</i>
11000	2300	52315				<i>SUBTOTAL Disability</i>	<i>\$325.00</i>	<i>\$0.00</i>	<i>\$325.00</i>	<i>\$0.00</i>	<i>\$0.00</i>	<i>\$0.00</i>	<i>\$325.00</i>	<i>0.00</i>
		52500				Unemployment Compensation								

State of New Mexico
Public School Operating Budget - Actuals Expenditure Detail Report
Gadsden - Third Quarter (Jan - Mar) - Expenditure
Submitted

Fund	Func	Obj	Prg	Loc	Job	Description	Budget	Adjustments	Adjusted Budget	Current Period	YTD	Encumbrance	Budget Balance	FTE
			0000			No Program								
11000	2300	52500	0000	000		GADSDEN DIST OFFICE	\$282.00	\$0.00	\$282.00	\$66.35	\$194.71	\$63.06	\$24.23	0.00
11000	2300	52500	0000			<i>SUBTOTAL No Program</i>	<i>\$282.00</i>	<i>\$0.00</i>	<i>\$282.00</i>	<i>\$66.35</i>	<i>\$194.71</i>	<i>\$63.06</i>	<i>\$24.23</i>	<i>0.00</i>
11000	2300	52500				<i>SUBTOTAL Unemployment Compensation</i>	<i>\$282.00</i>	<i>\$0.00</i>	<i>\$282.00</i>	<i>\$66.35</i>	<i>\$194.71</i>	<i>\$63.06</i>	<i>\$24.23</i>	<i>0.00</i>
			52710			Workers Compensation Premium								
			0000			No Program								
11000	2300	52710	0000	000		GADSDEN DIST OFFICE	\$9,587.00	\$0.00	\$9,587.00	\$2,474.15	\$7,254.36	\$2,349.91	(\$17.27)	0.00
11000	2300	52710	0000			<i>SUBTOTAL No Program</i>	<i>\$9,587.00</i>	<i>\$0.00</i>	<i>\$9,587.00</i>	<i>\$2,474.15</i>	<i>\$7,254.36</i>	<i>\$2,349.91</i>	<i>(\$17.27)</i>	<i>0.00</i>
11000	2300	52710				<i>SUBTOTAL Workers Compensation Premium</i>	<i>\$9,587.00</i>	<i>\$0.00</i>	<i>\$9,587.00</i>	<i>\$2,474.15</i>	<i>\$7,254.36</i>	<i>\$2,349.91</i>	<i>(\$17.27)</i>	<i>0.00</i>
			52720			Workers Compensation Employer's Fee								
			0000			No Program								
11000	2300	52720	0000	000		GADSDEN DIST OFFICE	\$102.00	\$0.00	\$102.00	\$21.85	\$54.06	\$10.35	\$37.59	0.00
11000	2300	52720	0000			<i>SUBTOTAL No Program</i>	<i>\$102.00</i>	<i>\$0.00</i>	<i>\$102.00</i>	<i>\$21.85</i>	<i>\$54.06</i>	<i>\$10.35</i>	<i>\$37.59</i>	<i>0.00</i>
11000	2300	52720				<i>SUBTOTAL Workers Compensation Employer's Fee</i>	<i>\$102.00</i>	<i>\$0.00</i>	<i>\$102.00</i>	<i>\$21.85</i>	<i>\$54.06</i>	<i>\$10.35</i>	<i>\$37.59</i>	<i>0.00</i>
			53330			Professional Development								
			0000			No Program								
11000	2300	53330	0000	000		GADSDEN DIST OFFICE	\$5,500.00	\$0.00	\$5,500.00	\$2,628.96	\$3,795.96	\$1,944.00	(\$239.96)	0.00
11000	2300	53330	0000			<i>SUBTOTAL No Program</i>	<i>\$5,500.00</i>	<i>\$0.00</i>	<i>\$5,500.00</i>	<i>\$2,628.96</i>	<i>\$3,795.96</i>	<i>\$1,944.00</i>	<i>(\$239.96)</i>	<i>0.00</i>
11000	2300	53330				<i>SUBTOTAL Professional Development</i>	<i>\$5,500.00</i>	<i>\$0.00</i>	<i>\$5,500.00</i>	<i>\$2,628.96</i>	<i>\$3,795.96</i>	<i>\$1,944.00</i>	<i>(\$239.96)</i>	<i>0.00</i>
			53411			Auditing								
			0000			No Program								
11000	2300	53411	0000	000		GADSDEN DIST OFFICE	\$47,000.00	\$0.00	\$47,000.00	\$14,475.50	\$46,406.76	\$0.00	\$593.24	0.00
11000	2300	53411	0000			<i>SUBTOTAL No Program</i>	<i>\$47,000.00</i>	<i>\$0.00</i>	<i>\$47,000.00</i>	<i>\$14,475.50</i>	<i>\$46,406.76</i>	<i>\$0.00</i>	<i>\$593.24</i>	<i>0.00</i>
11000	2300	53411				<i>SUBTOTAL Auditing</i>	<i>\$47,000.00</i>	<i>\$0.00</i>	<i>\$47,000.00</i>	<i>\$14,475.50</i>	<i>\$46,406.76</i>	<i>\$0.00</i>	<i>\$593.24</i>	<i>0.00</i>
			53412			Bond/Board Elections								
			0000			No Program								
11000	2300	53412	0000	000		GADSDEN DIST OFFICE	\$150,000.00	\$0.00	\$150,000.00	\$0.00	\$0.00	\$0.00	\$150,000.00	0.00
11000	2300	53412	0000			<i>SUBTOTAL No Program</i>	<i>\$150,000.00</i>	<i>\$0.00</i>	<i>\$150,000.00</i>	<i>\$0.00</i>	<i>\$0.00</i>	<i>\$0.00</i>	<i>\$150,000.00</i>	<i>0.00</i>
11000	2300	53412				<i>SUBTOTAL Bond/Board Elections</i>	<i>\$150,000.00</i>	<i>\$0.00</i>	<i>\$150,000.00</i>	<i>\$0.00</i>	<i>\$0.00</i>	<i>\$0.00</i>	<i>\$150,000.00</i>	<i>0.00</i>
			53413			Legal								
			0000			No Program								
11000	2300	53413	0000	000		GADSDEN DIST OFFICE	\$104,000.00	\$0.00	\$104,000.00	\$41,048.02	\$85,459.95	\$24,540.05	(\$6,000.00)	0.00
11000	2300	53413	0000			<i>SUBTOTAL No Program</i>	<i>\$104,000.00</i>	<i>\$0.00</i>	<i>\$104,000.00</i>	<i>\$41,048.02</i>	<i>\$85,459.95</i>	<i>\$24,540.05</i>	<i>(\$6,000.00)</i>	<i>0.00</i>
11000	2300	53413				<i>SUBTOTAL Legal</i>	<i>\$104,000.00</i>	<i>\$0.00</i>	<i>\$104,000.00</i>	<i>\$41,048.02</i>	<i>\$85,459.95</i>	<i>\$24,540.05</i>	<i>(\$6,000.00)</i>	<i>0.00</i>
			53414			Other Services								
			0000			No Program								
11000	2300	53414	0000	000		GADSDEN DIST OFFICE	\$91,000.00	\$0.00	\$91,000.00	\$6,607.69	\$17,921.23	\$28,588.10	\$44,490.67	0.00

State of New Mexico
Public School Operating Budget - Actuals Expenditure Detail Report
Gadsden - Third Quarter (Jan - Mar) - Expenditure
Submitted

Fund	Func	Obj	Prg	Loc	Job	Description	Budget	Adjustments	Adjusted Budget	Current Period	YTD	Encumbrance	Budget Balance	FTE
11000	2300	53414	0000			<i>SUBTOTAL No Program</i>	\$91,000.00	\$0.00	\$91,000.00	\$6,607.69	\$17,921.23	\$28,588.10	\$44,490.67	0.00
11000	2300	53414				<i>SUBTOTAL Other Services</i>	\$91,000.00	\$0.00	\$91,000.00	\$6,607.69	\$17,921.23	\$28,588.10	\$44,490.67	0.00
		53711				Other Charges								
		0000				No Program								
11000	2300	53711	0000	000		GADSDEN DIST OFFICE	\$8,500.00	\$0.00	\$8,500.00	\$0.00	\$7,787.62	\$658.18	\$54.20	0.00
11000	2300	53711	0000			<i>SUBTOTAL No Program</i>	\$8,500.00	\$0.00	\$8,500.00	\$0.00	\$7,787.62	\$658.18	\$54.20	0.00
11000	2300	53711				<i>SUBTOTAL Other Charges</i>	\$8,500.00	\$0.00	\$8,500.00	\$0.00	\$7,787.62	\$658.18	\$54.20	0.00
		53712				County Tax Collection								
		0000				Costs								
		0000				No Program								
11000	2300	53712	0000	000		GADSDEN DIST OFFICE	\$6,000.00	\$0.00	\$6,000.00	\$1,858.59	\$3,124.10	\$0.00	\$2,875.90	0.00
11000	2300	53712	0000			<i>SUBTOTAL No Program</i>	\$6,000.00	\$0.00	\$6,000.00	\$1,858.59	\$3,124.10	\$0.00	\$2,875.90	0.00
11000	2300	53712				<i>SUBTOTAL County Tax</i>	\$6,000.00	\$0.00	\$6,000.00	\$1,858.59	\$3,124.10	\$0.00	\$2,875.90	0.00
		54620				Collection Costs								
		0000				Rental - Equipment and								
		0000				Vehicles								
		0000				No Program								
11000	2300	54620	0000	000		GADSDEN DIST OFFICE	\$5,000.00	\$0.00	\$5,000.00	\$649.88	\$1,462.23	\$487.41	\$3,050.36	0.00
11000	2300	54620	0000			<i>SUBTOTAL No Program</i>	\$5,000.00	\$0.00	\$5,000.00	\$649.88	\$1,462.23	\$487.41	\$3,050.36	0.00
11000	2300	54620				<i>SUBTOTAL Rental -</i>	\$5,000.00	\$0.00	\$5,000.00	\$649.88	\$1,462.23	\$487.41	\$3,050.36	0.00
		55400				Equipment and Vehicles								
		0000				Advertising								
		0000				No Program								
11000	2300	55400	0000	000		GADSDEN DIST OFFICE	\$3,000.00	\$0.00	\$3,000.00	\$0.00	\$0.00	\$350.00	\$2,650.00	0.00
11000	2300	55400	0000			<i>SUBTOTAL No Program</i>	\$3,000.00	\$0.00	\$3,000.00	\$0.00	\$0.00	\$350.00	\$2,650.00	0.00
11000	2300	55400				<i>SUBTOTAL Advertising</i>	\$3,000.00	\$0.00	\$3,000.00	\$0.00	\$0.00	\$350.00	\$2,650.00	0.00
		55811				Board Travel								
		0000				No Program								
11000	2300	55811	0000	000		GADSDEN DIST OFFICE	\$15,000.00	\$0.00	\$15,000.00	\$6,113.69	\$9,593.68	\$8,227.44	(\$2,821.12)	0.00
11000	2300	55811	0000			<i>SUBTOTAL No Program</i>	\$15,000.00	\$0.00	\$15,000.00	\$6,113.69	\$9,593.68	\$8,227.44	(\$2,821.12)	0.00
11000	2300	55811				<i>SUBTOTAL Board Travel</i>	\$15,000.00	\$0.00	\$15,000.00	\$6,113.69	\$9,593.68	\$8,227.44	(\$2,821.12)	0.00
		55812				Board Training								
		0000				No Program								
11000	2300	55812	0000	000		GADSDEN DIST OFFICE	\$10,000.00	\$0.00	\$10,000.00	\$4,250.00	\$5,976.25	\$750.00	\$3,273.75	0.00
11000	2300	55812	0000			<i>SUBTOTAL No Program</i>	\$10,000.00	\$0.00	\$10,000.00	\$4,250.00	\$5,976.25	\$750.00	\$3,273.75	0.00
11000	2300	55812				<i>SUBTOTAL Board Training</i>	\$10,000.00	\$0.00	\$10,000.00	\$4,250.00	\$5,976.25	\$750.00	\$3,273.75	0.00
		55813				Employee Travel - Non-								
		0000				Teachers								
		0000				No Program								
11000	2300	55813	0000	000		GADSDEN DIST OFFICE	\$17,000.00	\$0.00	\$17,000.00	\$1,728.47	\$3,518.30	\$790.00	\$12,691.70	0.00
11000	2300	55813	0000			<i>SUBTOTAL No Program</i>	\$17,000.00	\$0.00	\$17,000.00	\$1,728.47	\$3,518.30	\$790.00	\$12,691.70	0.00
11000	2300	55813				<i>SUBTOTAL Employee</i>	\$17,000.00	\$0.00	\$17,000.00	\$1,728.47	\$3,518.30	\$790.00	\$12,691.70	0.00
		55915				Travel - Non-Teachers								
		0000				Other Contract Services								
		0000				No Program								

**State of New Mexico
Public School Operating Budget - Actuals Expenditure Detail Report
Gadsden - Third Quarter (Jan - Mar) - Expenditure
Submitted**

Fund	Func	Obj	Prg	Loc	Job	Description	Budget	Adjustments	Adjusted Budget	Current Period	YTD	Encumbrance	Budget Balance	FTE
11000	2300	55915	0000	000		GADSDEN DIST OFFICE	\$59,500.00	\$0.00	\$59,500.00	\$7,108.80	\$20,440.85	\$9,814.25	\$29,244.90	0.00
11000	2300	55915	0000			SUBTOTAL No Program	\$59,500.00	\$0.00	\$59,500.00	\$7,108.80	\$20,440.85	\$9,814.25	\$29,244.90	0.00
11000	2300	55915				SUBTOTAL Other Contract Services	\$59,500.00	\$0.00	\$59,500.00	\$7,108.80	\$20,440.85	\$9,814.25	\$29,244.90	0.00
		56115				Board Expenses								
		0000				No Program								
11000	2300	56115	0000	000		GADSDEN DIST OFFICE	\$9,000.00	\$0.00	\$9,000.00	\$0.00	\$8,029.50	\$0.00	\$970.50	0.00
11000	2300	56115	0000			SUBTOTAL No Program	\$9,000.00	\$0.00	\$9,000.00	\$0.00	\$8,029.50	\$0.00	\$970.50	0.00
11000	2300	56115				SUBTOTAL Board Expenses	\$9,000.00	\$0.00	\$9,000.00	\$0.00	\$8,029.50	\$0.00	\$970.50	0.00
		56118				General Supplies and Materials								
		0000				No Program								
11000	2300	56118	0000	000		GADSDEN DIST OFFICE	\$5,700.00	\$0.00	\$5,700.00	\$3,538.39	\$14,587.09	\$7,553.50	(\$16,440.59)	0.00
11000	2300	56118	0000			SUBTOTAL No Program	\$5,700.00	\$0.00	\$5,700.00	\$3,538.39	\$14,587.09	\$7,553.50	(\$16,440.59)	0.00
11000	2300	56118				SUBTOTAL General Supplies and Materials	\$5,700.00	\$0.00	\$5,700.00	\$3,538.39	\$14,587.09	\$7,553.50	(\$16,440.59)	0.00
		57332				Supply Assets (\$5,000 or less)								
		0000				No Program								
11000	2300	57332	0000	000		GADSDEN DIST OFFICE	\$3,500.00	\$0.00	\$3,500.00	\$4,584.37	\$4,584.37	\$1,704.60	(\$2,788.97)	0.00
11000	2300	57332	0000			SUBTOTAL No Program	\$3,500.00	\$0.00	\$3,500.00	\$4,584.37	\$4,584.37	\$1,704.60	(\$2,788.97)	0.00
11000	2300	57332				SUBTOTAL Supply Assets (\$5,000 or less)	\$3,500.00	\$0.00	\$3,500.00	\$4,584.37	\$4,584.37	\$1,704.60	(\$2,788.97)	0.00
11000	2300					SUBTOTAL Support Services-General Administration	\$1,110,277.00	\$4,306.00	\$1,114,583.00	\$211,064.46	\$574,257.92	\$197,569.96	\$342,755.12	4.00
		2400				Support Services-School Administration								
		51100				Salaries Expense								
		0000				No Program								
		000				GADSDEN DIST OFFICE								
11000	2400	51100	0000	000	1112	Principals	\$4,490,805.00	\$0.00	\$4,490,805.00	\$1,035,479.43	\$3,119,908.57	\$1,130,940.91	\$239,955.52	57.50
11000	2400	51100	0000	000	1211	Coordinator/Subject Matter Specialist	\$0.00	\$0.00	\$0.00	\$31,985.61	\$31,985.61	\$10,661.82	(\$42,647.43)	0.50
11000	2400	51100	0000	000	1217	Secretarial/Clerical/Technical Assistants	\$1,035,860.00	\$0.00	\$1,035,860.00	\$249,837.35	\$707,648.62	\$274,326.50	\$53,884.88	50.00
11000	2400	51100	0000	000		SUBTOTAL GADSDEN DIST OFFICE	\$5,526,665.00	\$0.00	\$5,526,665.00	\$1,317,302.39	\$3,859,542.80	\$1,415,929.23	\$251,192.97	108.00
11000	2400	51100	0000			SUBTOTAL No Program	\$5,526,665.00	\$0.00	\$5,526,665.00	\$1,317,302.39	\$3,859,542.80	\$1,415,929.23	\$251,192.97	108.00
11000	2400	51100				SUBTOTAL Salaries Expense	\$5,526,665.00	\$0.00	\$5,526,665.00	\$1,317,302.39	\$3,859,542.80	\$1,415,929.23	\$251,192.97	108.00
		51300				Additional Compensation								
		0000				No Program								
		000				GADSDEN DIST OFFICE								
11000	2400	51300	0000	000	1112	Principals	\$0.00	\$58,000.00	\$58,000.00	\$28,000.00	\$56,000.06	\$0.00	\$1,999.94	0.00
11000	2400	51300	0000	000	1211	Coordinator/Subject Matter Specialist	\$0.00	\$0.00	\$0.00	\$0.00	\$0.00	\$0.00	\$0.00	0.00

State of New Mexico
Public School Operating Budget - Actuals Expenditure Detail Report
Gadsden - Third Quarter (Jan - Mar) - Expenditure
Submitted

Fund	Func	Obj	Prg	Loc	Job	Description	Budget	Adjustments	Adjusted Budget	Current Period	YTD	Encumbrance	Budget Balance	FTE
11000	2400	51300	0000	000	1217	Secretarial/Clerical/Technical Assistants	\$0.00	\$48,000.00	\$48,000.00	\$24,500.00	\$48,569.00	\$0.00	(\$569.00)	0.00
11000	2400	51300	0000	000		SUBTOTAL GADSDEN DIST OFFICE	\$0.00	\$106,000.00	\$106,000.00	\$52,500.00	\$104,569.06	\$0.00	\$1,430.94	0.00
11000	2400	51300	0000			SUBTOTAL No Program	\$0.00	\$106,000.00	\$106,000.00	\$52,500.00	\$104,569.06	\$0.00	\$1,430.94	0.00
11000	2400	51300				SUBTOTAL Additional Compensation	\$0.00	\$106,000.00	\$106,000.00	\$52,500.00	\$104,569.06	\$0.00	\$1,430.94	0.00
			52111			Educational Retirement								
			0000			No Program								
11000	2400	52111	0000	000		GADSDEN DIST OFFICE	\$837,290.00	\$0.00	\$837,290.00	\$199,571.54	\$584,372.32	\$214,432.87	\$38,484.81	0.00
11000	2400	52111	0000			SUBTOTAL No Program	\$837,290.00	\$0.00	\$837,290.00	\$199,571.54	\$584,372.32	\$214,432.87	\$38,484.81	0.00
11000	2400	52111				SUBTOTAL Educational Retirement	\$837,290.00	\$0.00	\$837,290.00	\$199,571.54	\$584,372.32	\$214,432.87	\$38,484.81	0.00
			52112			ERA - Retiree Health								
			0000			No Program								
11000	2400	52112	0000	000		GADSDEN DIST OFFICE	\$110,533.00	\$0.00	\$110,533.00	\$26,346.10	\$77,192.31	\$28,308.04	\$5,032.65	0.00
11000	2400	52112	0000			SUBTOTAL No Program	\$110,533.00	\$0.00	\$110,533.00	\$26,346.10	\$77,192.31	\$28,308.04	\$5,032.65	0.00
11000	2400	52112				SUBTOTAL ERA - Retiree Health	\$110,533.00	\$0.00	\$110,533.00	\$26,346.10	\$77,192.31	\$28,308.04	\$5,032.65	0.00
			52210			FICA Payments								
			0000			No Program								
11000	2400	52210	0000	000		GADSDEN DIST OFFICE	\$342,653.00	\$6,572.00	\$349,225.00	\$78,228.84	\$227,011.00	\$80,395.39	\$41,818.61	0.00
11000	2400	52210	0000			SUBTOTAL No Program	\$342,653.00	\$6,572.00	\$349,225.00	\$78,228.84	\$227,011.00	\$80,395.39	\$41,818.61	0.00
11000	2400	52210				SUBTOTAL FICA Payments	\$342,653.00	\$6,572.00	\$349,225.00	\$78,228.84	\$227,011.00	\$80,395.39	\$41,818.61	0.00
			52220			Medicare Payments								
			0000			No Program								
11000	2400	52220	0000	000		GADSDEN DIST OFFICE	\$80,137.00	\$1,537.00	\$81,674.00	\$18,295.63	\$53,091.95	\$18,802.35	\$9,779.70	0.00
11000	2400	52220	0000			SUBTOTAL No Program	\$80,137.00	\$1,537.00	\$81,674.00	\$18,295.63	\$53,091.95	\$18,802.35	\$9,779.70	0.00
11000	2400	52220				SUBTOTAL Medicare Payments	\$80,137.00	\$1,537.00	\$81,674.00	\$18,295.63	\$53,091.95	\$18,802.35	\$9,779.70	0.00
			52311			Health and Medical Premiums								
			0000			No Program								
11000	2400	52311	0000	000		GADSDEN DIST OFFICE	\$562,901.00	\$0.00	\$562,901.00	\$153,475.88	\$431,389.38	\$169,845.29	(\$38,333.67)	0.00
11000	2400	52311	0000			SUBTOTAL No Program	\$562,901.00	\$0.00	\$562,901.00	\$153,475.88	\$431,389.38	\$169,845.29	(\$38,333.67)	0.00
11000	2400	52311				SUBTOTAL Health and Medical Premiums	\$562,901.00	\$0.00	\$562,901.00	\$153,475.88	\$431,389.38	\$169,845.29	(\$38,333.67)	0.00
			52312			Life								
			0000			No Program								
11000	2400	52312	0000	000		GADSDEN DIST OFFICE	\$7,908.00	\$0.00	\$7,908.00	\$1,669.51	\$4,819.14	\$1,819.96	\$1,268.90	0.00
11000	2400	52312	0000			SUBTOTAL No Program	\$7,908.00	\$0.00	\$7,908.00	\$1,669.51	\$4,819.14	\$1,819.96	\$1,268.90	0.00
11000	2400	52312				SUBTOTAL Life	\$7,908.00	\$0.00	\$7,908.00	\$1,669.51	\$4,819.14	\$1,819.96	\$1,268.90	0.00
			52313			Dental								
			0000			No Program								
11000	2400	52313	0000	000		GADSDEN DIST OFFICE	\$27,925.00	\$0.00	\$27,925.00	\$7,375.97	\$20,990.03	\$8,208.30	(\$1,273.33)	0.00
11000	2400	52313	0000			SUBTOTAL No Program	\$27,925.00	\$0.00	\$27,925.00	\$7,375.97	\$20,990.03	\$8,208.30	(\$1,273.33)	0.00

State of New Mexico
Public School Operating Budget - Actuals Expenditure Detail Report
Gadsden - Third Quarter (Jan - Mar) - Expenditure
Submitted

Fund	Func	Obj	Prg	Loc	Job	Description	Budget	Adjustments	Adjusted Budget	Current Period	YTD	Encumbrance	Budget Balance	FTE
11000	2400	52313				<i>SUBTOTAL Dental</i>	\$27,925.00	\$0.00	\$27,925.00	\$7,375.97	\$20,990.03	\$8,208.30	(\$1,273.33)	0.00
		52314				Vision								
		0000				No Program								
11000	2400	52314	0000	000		GADSDEN DIST OFFICE	\$5,454.00	\$0.00	\$5,454.00	\$1,339.51	\$3,787.28	\$1,495.40	\$171.32	0.00
11000	2400	52314	0000			<i>SUBTOTAL No Program</i>	\$5,454.00	\$0.00	\$5,454.00	\$1,339.51	\$3,787.28	\$1,495.40	\$171.32	0.00
11000	2400	52314				<i>SUBTOTAL Vision</i>	\$5,454.00	\$0.00	\$5,454.00	\$1,339.51	\$3,787.28	\$1,495.40	\$171.32	0.00
		52315				Disability								
		0000				No Program								
11000	2400	52315	0000	000		GADSDEN DIST OFFICE	\$4,909.00	\$0.00	\$4,909.00	\$1,266.78	\$3,722.20	\$1,327.09	(\$140.29)	0.00
11000	2400	52315	0000			<i>SUBTOTAL No Program</i>	\$4,909.00	\$0.00	\$4,909.00	\$1,266.78	\$3,722.20	\$1,327.09	(\$140.29)	0.00
11000	2400	52315				<i>SUBTOTAL Disability</i>	\$4,909.00	\$0.00	\$4,909.00	\$1,266.78	\$3,722.20	\$1,327.09	(\$140.29)	0.00
		52500				Unemployment Compensation								
		0000				No Program								
11000	2400	52500	0000	000		GADSDEN DIST OFFICE	\$3,753.00	\$0.00	\$3,753.00	\$1,016.27	\$2,940.89	\$1,050.53	(\$238.42)	0.00
11000	2400	52500	0000			<i>SUBTOTAL No Program</i>	\$3,753.00	\$0.00	\$3,753.00	\$1,016.27	\$2,940.89	\$1,050.53	(\$238.42)	0.00
11000	2400	52500				<i>SUBTOTAL Unemployment Compensation</i>	\$3,753.00	\$0.00	\$3,753.00	\$1,016.27	\$2,940.89	\$1,050.53	(\$238.42)	0.00
		52710				Workers Compensation Premium								
		0000				No Program								
11000	2400	52710	0000	000		GADSDEN DIST OFFICE	\$126,863.00	\$0.00	\$126,863.00	\$37,820.99	\$109,450.80	\$39,093.78	(\$21,681.58)	0.00
11000	2400	52710	0000			<i>SUBTOTAL No Program</i>	\$126,863.00	\$0.00	\$126,863.00	\$37,820.99	\$109,450.80	\$39,093.78	(\$21,681.58)	0.00
11000	2400	52710				<i>SUBTOTAL Workers Compensation Premium</i>	\$126,863.00	\$0.00	\$126,863.00	\$37,820.99	\$109,450.80	\$39,093.78	(\$21,681.58)	0.00
		52720				Workers Compensation Employer's Fee								
		0000				No Program								
11000	2400	52720	0000	000		GADSDEN DIST OFFICE	\$1,382.00	\$0.00	\$1,382.00	\$239.20	\$726.80	\$236.90	\$418.30	0.00
11000	2400	52720	0000			<i>SUBTOTAL No Program</i>	\$1,382.00	\$0.00	\$1,382.00	\$239.20	\$726.80	\$236.90	\$418.30	0.00
11000	2400	52720				<i>SUBTOTAL Workers Compensation Employer's Fee</i>	\$1,382.00	\$0.00	\$1,382.00	\$239.20	\$726.80	\$236.90	\$418.30	0.00
		53330				Professional Development								
		0000				No Program								
11000	2400	53330	0000	000		GADSDEN DIST OFFICE	\$6,000.00	\$19,000.00	\$25,000.00	\$6,159.68	\$12,281.55	\$748.00	\$11,970.45	0.00
11000	2400	53330	0000			<i>SUBTOTAL No Program</i>	\$6,000.00	\$19,000.00	\$25,000.00	\$6,159.68	\$12,281.55	\$748.00	\$11,970.45	0.00
11000	2400	53330				<i>SUBTOTAL Professional Development</i>	\$6,000.00	\$19,000.00	\$25,000.00	\$6,159.68	\$12,281.55	\$748.00	\$11,970.45	0.00
		53414				Other Services								
		0000				No Program								
11000	2400	53414	0000	000		GADSDEN DIST OFFICE	\$70,000.00	\$25,800.00	\$95,800.00	\$0.00	\$0.00	\$71,934.54	\$23,865.46	0.00
11000	2400	53414	0000			<i>SUBTOTAL No Program</i>	\$70,000.00	\$25,800.00	\$95,800.00	\$0.00	\$0.00	\$71,934.54	\$23,865.46	0.00
11000	2400	53414				<i>SUBTOTAL Other Services</i>	\$70,000.00	\$25,800.00	\$95,800.00	\$0.00	\$0.00	\$71,934.54	\$23,865.46	0.00
		53711				Other Charges								

State of New Mexico
Public School Operating Budget - Actuals Expenditure Detail Report
Gadsden - Third Quarter (Jan - Mar) - Expenditure
Submitted

Fund	Func	Obj	Prg	Loc	Job	Description	Budget	Adjustments	Adjusted Budget	Current Period	YTD	Encumbrance	Budget Balance	FTE
			0000			No Program								
11000	2400	53711	0000	000		GADSDEN DIST OFFICE	\$2,286.00	\$0.00	\$2,286.00	\$0.00	\$1,204.81	\$1,900.57	(\$819.38)	0.00
11000	2400	53711	0000			<i>SUBTOTAL No Program</i>	<i>\$2,286.00</i>	<i>\$0.00</i>	<i>\$2,286.00</i>	<i>\$0.00</i>	<i>\$1,204.81</i>	<i>\$1,900.57</i>	<i>(\$819.38)</i>	<i>0.00</i>
11000	2400	53711				<i>SUBTOTAL Other Charges</i>	<i>\$2,286.00</i>	<i>\$0.00</i>	<i>\$2,286.00</i>	<i>\$0.00</i>	<i>\$1,204.81</i>	<i>\$1,900.57</i>	<i>(\$819.38)</i>	<i>0.00</i>
			54311			Maintenance & Repair - Furniture/Fixtures/Equipment								
			0000			No Program								
11000	2400	54311	0000	000		GADSDEN DIST OFFICE	\$3,075.00	\$0.00	\$3,075.00	\$0.00	\$1,435.14	\$603.49	\$1,036.37	0.00
11000	2400	54311	0000			<i>SUBTOTAL No Program</i>	<i>\$3,075.00</i>	<i>\$0.00</i>	<i>\$3,075.00</i>	<i>\$0.00</i>	<i>\$1,435.14</i>	<i>\$603.49</i>	<i>\$1,036.37</i>	<i>0.00</i>
11000	2400	54311				<i>SUBTOTAL Maintenance & Repair - Furniture/Fixtures/Equipment</i>	<i>\$3,075.00</i>	<i>\$0.00</i>	<i>\$3,075.00</i>	<i>\$0.00</i>	<i>\$1,435.14</i>	<i>\$603.49</i>	<i>\$1,036.37</i>	<i>0.00</i>
			55813			Employee Travel - Non-Teachers								
			0000			No Program								
11000	2400	55813	0000	000		GADSDEN DIST OFFICE	\$4,200.00	\$0.00	\$4,200.00	\$414.65	\$1,131.61	\$715.53	\$2,352.86	0.00
11000	2400	55813	0000			<i>SUBTOTAL No Program</i>	<i>\$4,200.00</i>	<i>\$0.00</i>	<i>\$4,200.00</i>	<i>\$414.65</i>	<i>\$1,131.61</i>	<i>\$715.53</i>	<i>\$2,352.86</i>	<i>0.00</i>
11000	2400	55813				<i>SUBTOTAL Employee Travel - Non-Teachers</i>	<i>\$4,200.00</i>	<i>\$0.00</i>	<i>\$4,200.00</i>	<i>\$414.65</i>	<i>\$1,131.61</i>	<i>\$715.53</i>	<i>\$2,352.86</i>	<i>0.00</i>
			56118			General Supplies and Materials								
			0000			No Program								
11000	2400	56118	0000	000		GADSDEN DIST OFFICE	\$110,163.00	\$2,700.00	\$112,863.00	\$16,541.08	\$42,891.87	\$11,957.13	\$58,014.00	0.00
11000	2400	56118	0000			<i>SUBTOTAL No Program</i>	<i>\$110,163.00</i>	<i>\$2,700.00</i>	<i>\$112,863.00</i>	<i>\$16,541.08</i>	<i>\$42,891.87</i>	<i>\$11,957.13</i>	<i>\$58,014.00</i>	<i>0.00</i>
11000	2400	56118				<i>SUBTOTAL General Supplies and Materials</i>	<i>\$110,163.00</i>	<i>\$2,700.00</i>	<i>\$112,863.00</i>	<i>\$16,541.08</i>	<i>\$42,891.87</i>	<i>\$11,957.13</i>	<i>\$58,014.00</i>	<i>0.00</i>
			57331			Fixed Assets (more than \$5,000)								
			0000			No Program								
11000	2400	57331	0000	000		GADSDEN DIST OFFICE	\$4,400.00	\$0.00	\$4,400.00	\$0.00	\$0.00	\$0.00	\$4,400.00	0.00
11000	2400	57331	0000			<i>SUBTOTAL No Program</i>	<i>\$4,400.00</i>	<i>\$0.00</i>	<i>\$4,400.00</i>	<i>\$0.00</i>	<i>\$0.00</i>	<i>\$0.00</i>	<i>\$4,400.00</i>	<i>0.00</i>
11000	2400	57331				<i>SUBTOTAL Fixed Assets (more than \$5,000)</i>	<i>\$4,400.00</i>	<i>\$0.00</i>	<i>\$4,400.00</i>	<i>\$0.00</i>	<i>\$0.00</i>	<i>\$0.00</i>	<i>\$4,400.00</i>	<i>0.00</i>
			57332			Supply Assets (\$5,000 or less)								
			0000			No Program								
11000	2400	57332	0000	000		GADSDEN DIST OFFICE	\$25,974.00	\$2,900.00	\$28,874.00	\$9,175.55	\$24,711.36	\$10,348.70	(\$6,186.06)	0.00
11000	2400	57332	0000			<i>SUBTOTAL No Program</i>	<i>\$25,974.00</i>	<i>\$2,900.00</i>	<i>\$28,874.00</i>	<i>\$9,175.55</i>	<i>\$24,711.36</i>	<i>\$10,348.70</i>	<i>(\$6,186.06)</i>	<i>0.00</i>
11000	2400	57332				<i>SUBTOTAL Supply Assets (\$5,000 or less)</i>	<i>\$25,974.00</i>	<i>\$2,900.00</i>	<i>\$28,874.00</i>	<i>\$9,175.55</i>	<i>\$24,711.36</i>	<i>\$10,348.70</i>	<i>(\$6,186.06)</i>	<i>0.00</i>
11000	2400					<i>SUBTOTAL Support Services-School Administration</i>	<i>\$7,864,471.00</i>	<i>\$164,509.00</i>	<i>\$8,028,980.00</i>	<i>\$1,928,739.57</i>	<i>\$5,567,262.30</i>	<i>\$2,079,153.09</i>	<i>\$382,564.61</i>	<i>108.00</i>
	2500					Central Services								
		51100				Salaries Expense								
			0000			No Program								

State of New Mexico
Public School Operating Budget - Actuals Expenditure Detail Report
Gadsden - Third Quarter (Jan - Mar) - Expenditure
Submitted

Fund	Func	Obj	Prg	Loc	Job	Description	Budget	Adjustments	Adjusted Budget	Current Period	YTD	Encumbrance	Budget Balance	FTE
				000		GADSDEN DIST OFFICE								
11000	2500	51100	0000	000	1113	Administrative Associates	\$109,179.00	\$0.00	\$109,179.00	\$27,135.24	\$81,405.72	\$27,135.28	\$638.00	1.00
11000	2500	51100	0000	000	1114	Administrative Assistants	\$85,003.00	\$0.00	\$85,003.00	\$21,250.74	\$63,752.22	\$21,250.78	\$0.00	1.00
11000	2500	51100	0000	000	1115	Assoc. Supt.-Fin./Bus. Mgr.	\$230,587.00	\$0.00	\$230,587.00	\$25,417.26	\$76,251.78	\$25,417.22	\$128,918.00	1.00
11000	2500	51100	0000	000	1217	Secretarial/Clerical/Technical Assistants	\$261,234.00	\$0.00	\$261,234.00	\$65,323.11	\$189,093.58	\$65,149.62	\$6,990.80	8.00
11000	2500	51100	0000	000	1220	Business Office Support	\$550,386.00	\$0.00	\$550,386.00	\$133,800.72	\$401,220.81	\$133,800.44	\$15,364.75	13.00
11000	2500	51100	0000	000	1511	Data Processing	\$458,514.00	\$0.00	\$458,514.00	\$108,995.28	\$333,007.69	\$108,994.63	\$16,511.68	11.00
11000	2500	51100	0000	000	1616	Warehouse/Delivery	\$284,258.00	\$0.00	\$284,258.00	\$64,718.84	\$199,289.08	\$61,621.08	\$23,347.84	10.50
11000	2500	51100	0000	000		SUBTOTAL GADSDEN DIST OFFICE	\$1,979,161.00	\$0.00	\$1,979,161.00	\$446,641.19	\$1,344,020.88	\$443,369.05	\$191,771.07	45.50
11000	2500	51100	0000			SUBTOTAL No Program	\$1,979,161.00	\$0.00	\$1,979,161.00	\$446,641.19	\$1,344,020.88	\$443,369.05	\$191,771.07	45.50
11000	2500	51100				SUBTOTAL Salaries Expense	\$1,979,161.00	\$0.00	\$1,979,161.00	\$446,641.19	\$1,344,020.88	\$443,369.05	\$191,771.07	45.50
		51200				Overtime Expense								
			0000			No Program								
				000		GADSDEN DIST OFFICE								
11000	2500	51200	0000	000	1217	Secretarial/Clerical/Technical Assistants	\$0.00	\$0.00	\$0.00	\$257.80	\$257.80	\$0.00	(\$257.80)	0.00
11000	2500	51200	0000	000	1511	Data Processing	\$0.00	\$0.00	\$0.00	\$0.00	\$1,663.30	\$0.00	(\$1,663.30)	0.00
11000	2500	51200	0000	000	1616	Warehouse/Delivery	\$0.00	\$0.00	\$0.00	\$3,792.00	\$11,929.82	\$588.00	(\$12,517.82)	0.00
11000	2500	51200	0000	000		SUBTOTAL GADSDEN DIST OFFICE	\$0.00	\$0.00	\$0.00	\$4,049.80	\$13,850.92	\$588.00	(\$14,438.92)	0.00
11000	2500	51200	0000			SUBTOTAL No Program	\$0.00	\$0.00	\$0.00	\$4,049.80	\$13,850.92	\$588.00	(\$14,438.92)	0.00
11000	2500	51200				SUBTOTAL Overtime Expense	\$0.00	\$0.00	\$0.00	\$4,049.80	\$13,850.92	\$588.00	(\$14,438.92)	0.00
		51300				Additional Compensation								
			0000			No Program								
				000		GADSDEN DIST OFFICE								
11000	2500	51300	0000	000	1113	Administrative Associates	\$0.00	\$1,000.00	\$1,000.00	\$500.00	\$1,000.00	\$0.00	\$0.00	0.00
11000	2500	51300	0000	000	1114	Administrative Assistants	\$0.00	\$1,000.00	\$1,000.00	\$500.00	\$1,000.00	\$0.00	\$0.00	0.00
11000	2500	51300	0000	000	1115	Assoc. Supt.-Fin./Bus. Mgr.	\$0.00	\$1,000.00	\$1,000.00	\$500.00	\$1,000.00	\$0.00	\$0.00	0.00
11000	2500	51300	0000	000	1217	Secretarial/Clerical/Technical Assistants	\$0.00	\$8,000.00	\$8,000.00	\$4,059.49	\$7,559.49	\$0.00	\$440.51	0.00
11000	2500	51300	0000	000	1220	Business Office Support	\$0.00	\$14,000.00	\$14,000.00	\$6,500.00	\$13,000.00	\$0.00	\$1,000.00	0.00
11000	2500	51300	0000	000	1511	Data Processing	\$0.00	\$17,000.00	\$17,000.00	\$8,500.00	\$16,613.15	\$0.00	\$386.85	0.00
11000	2500	51300	0000	000	1616	Warehouse/Delivery	\$0.00	\$10,000.00	\$10,000.00	\$4,000.00	\$8,500.00	\$0.00	\$1,500.00	0.00
11000	2500	51300	0000	000		SUBTOTAL GADSDEN DIST OFFICE	\$0.00	\$52,000.00	\$52,000.00	\$24,559.49	\$48,672.64	\$0.00	\$3,327.36	0.00
11000	2500	51300	0000			SUBTOTAL No Program	\$0.00	\$52,000.00	\$52,000.00	\$24,559.49	\$48,672.64	\$0.00	\$3,327.36	0.00
11000	2500	51300				SUBTOTAL Additional Compensation	\$0.00	\$52,000.00	\$52,000.00	\$24,559.49	\$48,672.64	\$0.00	\$3,327.36	0.00
		52111				Educational Retirement								
			0000			No Program								
11000	2500	52111	0000	000		GADSDEN DIST OFFICE	\$299,747.00	\$0.00	\$299,747.00	\$67,714.09	\$202,687.82	\$67,173.63	\$29,885.55	0.00
11000	2500	52111	0000			SUBTOTAL No Program	\$299,747.00	\$0.00	\$299,747.00	\$67,714.09	\$202,687.82	\$67,173.63	\$29,885.55	0.00

State of New Mexico
Public School Operating Budget - Actuals Expenditure Detail Report
Gadsden - Third Quarter (Jan - Mar) - Expenditure
Submitted

Fund	Func	Obj	Prg	Loc	Job	Description	Budget	Adjustments	Adjusted Budget	Current Period	YTD	Encumbrance	Budget Balance	FTE
11000	2500	52111				<i>SUBTOTAL Educational Retirement</i>	<i>\$299,747.00</i>	<i>\$0.00</i>	<i>\$299,747.00</i>	<i>\$67,714.09</i>	<i>\$202,687.82</i>	<i>\$67,173.63</i>	<i>\$29,885.55</i>	<i>0.00</i>
		52112				<i>ERA - Retiree Health</i>								
		0000				<i>No Program</i>								
11000	2500	52112	0000	000		GADSDEN DIST OFFICE	\$39,572.00	\$0.00	\$39,572.00	\$8,939.05	\$26,756.98	\$8,867.71	\$3,947.31	0.00
11000	2500	52112	0000			<i>SUBTOTAL No Program</i>	<i>\$39,572.00</i>	<i>\$0.00</i>	<i>\$39,572.00</i>	<i>\$8,939.05</i>	<i>\$26,756.98</i>	<i>\$8,867.71</i>	<i>\$3,947.31</i>	<i>0.00</i>
11000	2500	52112				<i>SUBTOTAL ERA - Retiree Health</i>	<i>\$39,572.00</i>	<i>\$0.00</i>	<i>\$39,572.00</i>	<i>\$8,939.05</i>	<i>\$26,756.98</i>	<i>\$8,867.71</i>	<i>\$3,947.31</i>	<i>0.00</i>
		52210				<i>FICA Payments</i>								
		0000				<i>No Program</i>								
11000	2500	52210	0000	000		GADSDEN DIST OFFICE	\$122,668.00	\$3,224.00	\$125,892.00	\$27,047.72	\$80,160.38	\$25,115.09	\$20,616.53	0.00
11000	2500	52210	0000			<i>SUBTOTAL No Program</i>	<i>\$122,668.00</i>	<i>\$3,224.00</i>	<i>\$125,892.00</i>	<i>\$27,047.72</i>	<i>\$80,160.38</i>	<i>\$25,115.09</i>	<i>\$20,616.53</i>	<i>0.00</i>
11000	2500	52210				<i>SUBTOTAL FICA Payments</i>	<i>\$122,668.00</i>	<i>\$3,224.00</i>	<i>\$125,892.00</i>	<i>\$27,047.72</i>	<i>\$80,160.38</i>	<i>\$25,115.09</i>	<i>\$20,616.53</i>	<i>0.00</i>
		52220				<i>Medicare Payments</i>								
		0000				<i>No Program</i>								
11000	2500	52220	0000	000		GADSDEN DIST OFFICE	\$28,690.00	\$754.00	\$29,444.00	\$6,325.66	\$18,746.88	\$5,873.70	\$4,823.42	0.00
11000	2500	52220	0000			<i>SUBTOTAL No Program</i>	<i>\$28,690.00</i>	<i>\$754.00</i>	<i>\$29,444.00</i>	<i>\$6,325.66</i>	<i>\$18,746.88</i>	<i>\$5,873.70</i>	<i>\$4,823.42</i>	<i>0.00</i>
11000	2500	52220				<i>SUBTOTAL Medicare Payments</i>	<i>\$28,690.00</i>	<i>\$754.00</i>	<i>\$29,444.00</i>	<i>\$6,325.66</i>	<i>\$18,746.88</i>	<i>\$5,873.70</i>	<i>\$4,823.42</i>	<i>0.00</i>
		52311				<i>Health and Medical Premiums</i>								
		0000				<i>No Program</i>								
11000	2500	52311	0000	000		GADSDEN DIST OFFICE	\$187,286.00	\$0.00	\$187,286.00	\$48,854.86	\$142,976.02	\$48,901.62	(\$4,591.64)	0.00
11000	2500	52311	0000			<i>SUBTOTAL No Program</i>	<i>\$187,286.00</i>	<i>\$0.00</i>	<i>\$187,286.00</i>	<i>\$48,854.86</i>	<i>\$142,976.02</i>	<i>\$48,901.62</i>	<i>(\$4,591.64)</i>	<i>0.00</i>
11000	2500	52311				<i>SUBTOTAL Health and Medical Premiums</i>	<i>\$187,286.00</i>	<i>\$0.00</i>	<i>\$187,286.00</i>	<i>\$48,854.86</i>	<i>\$142,976.02</i>	<i>\$48,901.62</i>	<i>(\$4,591.64)</i>	<i>0.00</i>
		52312				<i>Life</i>								
		0000				<i>No Program</i>								
11000	2500	52312	0000	000		GADSDEN DIST OFFICE	\$2,531.00	\$0.00	\$2,531.00	\$700.42	\$2,078.89	\$691.72	(\$239.61)	0.00
11000	2500	52312	0000			<i>SUBTOTAL No Program</i>	<i>\$2,531.00</i>	<i>\$0.00</i>	<i>\$2,531.00</i>	<i>\$700.42</i>	<i>\$2,078.89</i>	<i>\$691.72</i>	<i>(\$239.61)</i>	<i>0.00</i>
11000	2500	52312				<i>SUBTOTAL Life</i>	<i>\$2,531.00</i>	<i>\$0.00</i>	<i>\$2,531.00</i>	<i>\$700.42</i>	<i>\$2,078.89</i>	<i>\$691.72</i>	<i>(\$239.61)</i>	<i>0.00</i>
		52313				<i>Dental</i>								
		0000				<i>No Program</i>								
11000	2500	52313	0000	000		GADSDEN DIST OFFICE	\$9,292.00	\$0.00	\$9,292.00	\$2,322.26	\$6,788.95	\$2,359.46	\$143.59	0.00
11000	2500	52313	0000			<i>SUBTOTAL No Program</i>	<i>\$9,292.00</i>	<i>\$0.00</i>	<i>\$9,292.00</i>	<i>\$2,322.26</i>	<i>\$6,788.95</i>	<i>\$2,359.46</i>	<i>\$143.59</i>	<i>0.00</i>
11000	2500	52313				<i>SUBTOTAL Dental</i>	<i>\$9,292.00</i>	<i>\$0.00</i>	<i>\$9,292.00</i>	<i>\$2,322.26</i>	<i>\$6,788.95</i>	<i>\$2,359.46</i>	<i>\$143.59</i>	<i>0.00</i>
		52314				<i>Vision</i>								
		0000				<i>No Program</i>								
11000	2500	52314	0000	000		GADSDEN DIST OFFICE	\$1,817.00	\$0.00	\$1,817.00	\$406.08	\$1,226.09	\$406.08	\$184.83	0.00
11000	2500	52314	0000			<i>SUBTOTAL No Program</i>	<i>\$1,817.00</i>	<i>\$0.00</i>	<i>\$1,817.00</i>	<i>\$406.08</i>	<i>\$1,226.09</i>	<i>\$406.08</i>	<i>\$184.83</i>	<i>0.00</i>
11000	2500	52314				<i>SUBTOTAL Vision</i>	<i>\$1,817.00</i>	<i>\$0.00</i>	<i>\$1,817.00</i>	<i>\$406.08</i>	<i>\$1,226.09</i>	<i>\$406.08</i>	<i>\$184.83</i>	<i>0.00</i>
		52315				<i>Disability</i>								
		0000				<i>No Program</i>								
11000	2500	52315	0000	000		GADSDEN DIST OFFICE	\$1,634.00	\$0.00	\$1,634.00	\$495.42	\$1,463.79	\$495.42	(\$325.21)	0.00

State of New Mexico
Public School Operating Budget - Actuals Expenditure Detail Report
Gadsden - Third Quarter (Jan - Mar) - Expenditure
Submitted

Fund	Func	Obj	Prg	Loc	Job	Description	Budget	Adjustments	Adjusted	Budget	Current Period	YTD	Encumbrance	Budget Balance	FTE
11000	2500	52315	0000			<i>SUBTOTAL No Program</i>	\$1,634.00	\$0.00	\$1,634.00		\$495.42	\$1,463.79	\$495.42	(\$325.21)	0.00
11000	2500	52315				<i>SUBTOTAL Disability</i>	\$1,634.00	\$0.00	\$1,634.00		\$495.42	\$1,463.79	\$495.42	(\$325.21)	0.00
		52500				Unemployment Compensation									
		0000				No Program									
11000	2500	52500	0000	000		GADSDEN DIST OFFICE	\$1,345.00	\$0.00	\$1,345.00		\$352.38	\$1,043.17	\$329.25	(\$27.42)	0.00
11000	2500	52500	0000			<i>SUBTOTAL No Program</i>	\$1,345.00	\$0.00	\$1,345.00		\$352.38	\$1,043.17	\$329.25	(\$27.42)	0.00
11000	2500	52500				<i>SUBTOTAL Unemployment Compensation</i>	\$1,345.00	\$0.00	\$1,345.00		\$352.38	\$1,043.17	\$329.25	(\$27.42)	0.00
		52710				Workers Compensation Premium									
		0000				No Program									
11000	2500	52710	0000	000		GADSDEN DIST OFFICE	\$45,425.00	\$0.00	\$45,425.00		(\$59,675.29)	(\$562,683.84)	\$12,258.46	\$595,850.38	0.00
11000	2500	52710	0000			<i>SUBTOTAL No Program</i>	\$45,425.00	\$0.00	\$45,425.00		(\$59,675.29)	(\$562,683.84)	\$12,258.46	\$595,850.38	0.00
11000	2500	52710				<i>SUBTOTAL Workers Compensation Premium</i>	\$45,425.00	\$0.00	\$45,425.00		(\$59,675.29)	(\$562,683.84)	\$12,258.46	\$595,850.38	0.00
		52720				Workers Compensation Employer's Fee									
		0000				No Program									
11000	2500	52720	0000	000		GADSDEN DIST OFFICE	\$495.00	\$0.00	\$495.00		\$104.65	\$313.95	\$100.05	\$81.00	0.00
11000	2500	52720	0000			<i>SUBTOTAL No Program</i>	\$495.00	\$0.00	\$495.00		\$104.65	\$313.95	\$100.05	\$81.00	0.00
11000	2500	52720				<i>SUBTOTAL Workers Compensation Employer's Fee</i>	\$495.00	\$0.00	\$495.00		\$104.65	\$313.95	\$100.05	\$81.00	0.00
		53330				Professional Development									
		0000				No Program									
11000	2500	53330	0000	000		GADSDEN DIST OFFICE	\$39,500.00	\$500.00	\$40,000.00		\$2,059.00	\$4,215.46	\$4,198.20	\$31,586.34	0.00
11000	2500	53330	0000			<i>SUBTOTAL No Program</i>	\$39,500.00	\$500.00	\$40,000.00		\$2,059.00	\$4,215.46	\$4,198.20	\$31,586.34	0.00
11000	2500	53330				<i>SUBTOTAL Professional Development</i>	\$39,500.00	\$500.00	\$40,000.00		\$2,059.00	\$4,215.46	\$4,198.20	\$31,586.34	0.00
		53414				Other Services									
		0000				No Program									
11000	2500	53414	0000	000		GADSDEN DIST OFFICE	\$1,344,500.00	\$297,000.00	\$1,641,500.00		\$42,754.69	\$151,024.79	\$359,345.60	\$1,131,129.61	0.00
11000	2500	53414	0000			<i>SUBTOTAL No Program</i>	\$1,344,500.00	\$297,000.00	\$1,641,500.00		\$42,754.69	\$151,024.79	\$359,345.60	\$1,131,129.61	0.00
11000	2500	53414				<i>SUBTOTAL Other Services</i>	\$1,344,500.00	\$297,000.00	\$1,641,500.00		\$42,754.69	\$151,024.79	\$359,345.60	\$1,131,129.61	0.00
		53711				Other Charges									
		0000				No Program									
11000	2500	53711	0000	000		GADSDEN DIST OFFICE	\$8,000.00	\$0.00	\$8,000.00		\$13,358.09	(\$5,931.52)	\$4,529.40	\$9,402.12	0.00
11000	2500	53711	0000			<i>SUBTOTAL No Program</i>	\$8,000.00	\$0.00	\$8,000.00		\$13,358.09	(\$5,931.52)	\$4,529.40	\$9,402.12	0.00
11000	2500	53711				<i>SUBTOTAL Other Charges</i>	\$8,000.00	\$0.00	\$8,000.00		\$13,358.09	(\$5,931.52)	\$4,529.40	\$9,402.12	0.00
		54311				Maintenance & Repair - Furniture/Fixtures/Equipment									
		0000				No Program									
11000	2500	54311	0000	000		GADSDEN DIST OFFICE	\$64,000.00	\$0.00	\$64,000.00		\$0.00	\$4,305.42	\$0.00	\$59,694.58	0.00
11000	2500	54311	0000			<i>SUBTOTAL No Program</i>	\$64,000.00	\$0.00	\$64,000.00		\$0.00	\$4,305.42	\$0.00	\$59,694.58	0.00

State of New Mexico
Public School Operating Budget - Actuals Expenditure Detail Report
Gadsden - Third Quarter (Jan - Mar) - Expenditure
Submitted

Fund	Func	Obj	Prg	Loc	Job	Description	Budget	Adjustments	Adjusted Budget	Current Period	YTD	Encumbrance	Budget Balance	FTE
11000	2500	54311				<i>SUBTOTAL Maintenance & Repair - Furniture/Fixtures/Equipment</i>	\$64,000.00	\$0.00	\$64,000.00	\$0.00	\$4,305.42	\$0.00	\$59,694.58	0.00
		54620				Rental - Equipment and Vehicles								
		0000				No Program								
11000	2500	54620	0000	000		GADSDEN DIST OFFICE	\$27,500.00	\$0.00	\$27,500.00	\$6,665.08	\$14,996.43	\$4,998.81	\$7,504.76	0.00
11000	2500	54620	0000			<i>SUBTOTAL No Program</i>	\$27,500.00	\$0.00	\$27,500.00	\$6,665.08	\$14,996.43	\$4,998.81	\$7,504.76	0.00
11000	2500	54620				<i>SUBTOTAL Rental - Equipment and Vehicles</i>	\$27,500.00	\$0.00	\$27,500.00	\$6,665.08	\$14,996.43	\$4,998.81	\$7,504.76	0.00
		55400				Advertising								
		0000				No Program								
11000	2500	55400	0000	000		GADSDEN DIST OFFICE	\$1,900.00	\$0.00	\$1,900.00	\$39.56	\$6,996.93	\$0.00	(\$5,096.93)	0.00
11000	2500	55400	0000			<i>SUBTOTAL No Program</i>	\$1,900.00	\$0.00	\$1,900.00	\$39.56	\$6,996.93	\$0.00	(\$5,096.93)	0.00
11000	2500	55400				<i>SUBTOTAL Advertising</i>	\$1,900.00	\$0.00	\$1,900.00	\$39.56	\$6,996.93	\$0.00	(\$5,096.93)	0.00
		55813				Employee Travel - Non-Teachers								
		0000				No Program								
11000	2500	55813	0000	000		GADSDEN DIST OFFICE	\$14,000.00	\$0.00	\$14,000.00	\$2,157.20	\$5,468.28	\$956.49	\$7,575.23	0.00
11000	2500	55813	0000			<i>SUBTOTAL No Program</i>	\$14,000.00	\$0.00	\$14,000.00	\$2,157.20	\$5,468.28	\$956.49	\$7,575.23	0.00
11000	2500	55813				<i>SUBTOTAL Employee Travel - Non-Teachers</i>	\$14,000.00	\$0.00	\$14,000.00	\$2,157.20	\$5,468.28	\$956.49	\$7,575.23	0.00
		55915				Other Contract Services								
		0000				No Program								
11000	2500	55915	0000	000		GADSDEN DIST OFFICE	\$44,000.00	\$39,000.00	\$83,000.00	\$1,936.00	\$40,064.00	\$0.00	\$42,936.00	0.00
11000	2500	55915	0000			<i>SUBTOTAL No Program</i>	\$44,000.00	\$39,000.00	\$83,000.00	\$1,936.00	\$40,064.00	\$0.00	\$42,936.00	0.00
11000	2500	55915				<i>SUBTOTAL Other Contract Services</i>	\$44,000.00	\$39,000.00	\$83,000.00	\$1,936.00	\$40,064.00	\$0.00	\$42,936.00	0.00
		56113				Software								
		0000				No Program								
11000	2500	56113	0000	000		GADSDEN DIST OFFICE	\$310,000.00	\$0.00	\$310,000.00	\$10,629.72	\$10,889.72	\$25,986.00	\$273,124.28	0.00
11000	2500	56113	0000			<i>SUBTOTAL No Program</i>	\$310,000.00	\$0.00	\$310,000.00	\$10,629.72	\$10,889.72	\$25,986.00	\$273,124.28	0.00
11000	2500	56113				<i>SUBTOTAL Software</i>	\$310,000.00	\$0.00	\$310,000.00	\$10,629.72	\$10,889.72	\$25,986.00	\$273,124.28	0.00
		56118				General Supplies and Materials								
		0000				No Program								
11000	2500	56118	0000	000		GADSDEN DIST OFFICE	\$58,200.00	\$0.00	\$58,200.00	\$108,705.31	\$165,510.15	\$32,666.95	(\$139,977.10)	0.00
11000	2500	56118	0000			<i>SUBTOTAL No Program</i>	\$58,200.00	\$0.00	\$58,200.00	\$108,705.31	\$165,510.15	\$32,666.95	(\$139,977.10)	0.00
11000	2500	56118				<i>SUBTOTAL General Supplies and Materials</i>	\$58,200.00	\$0.00	\$58,200.00	\$108,705.31	\$165,510.15	\$32,666.95	(\$139,977.10)	0.00
		57331				Fixed Assets (more than \$5,000)								
		0000				No Program								
11000	2500	57331	0000	000		GADSDEN DIST OFFICE	\$500,000.00	\$0.00	\$500,000.00	\$0.00	\$207,230.48	\$0.00	\$292,769.52	0.00
11000	2500	57331	0000			<i>SUBTOTAL No Program</i>	\$500,000.00	\$0.00	\$500,000.00	\$0.00	\$207,230.48	\$0.00	\$292,769.52	0.00
11000	2500	57331				<i>SUBTOTAL Fixed Assets (more than \$5,000)</i>	\$500,000.00	\$0.00	\$500,000.00	\$0.00	\$207,230.48	\$0.00	\$292,769.52	0.00

State of New Mexico
Public School Operating Budget - Actuals Expenditure Detail Report
Gadsden - Third Quarter (Jan - Mar) - Expenditure
Submitted

Fund	Func	Obj	Prg	Loc	Job	Description	Budget	Adjustments	Adjusted Budget	Current Period	YTD	Encumbrance	Budget Balance	FTE
		57332				Supply Assets (\$5,000 or less)								
		0000				No Program								
11000	2500	57332	0000	000		GADSDEN DIST OFFICE	\$1,031,000.00	\$0.00	\$1,031,000.00	\$183,953.30	\$766,714.15	\$148,444.98	\$115,840.87	0.00
11000	2500	57332	0000			<i>SUBTOTAL No Program</i>	<i>\$1,031,000.00</i>	<i>\$0.00</i>	<i>\$1,031,000.00</i>	<i>\$183,953.30</i>	<i>\$766,714.15</i>	<i>\$148,444.98</i>	<i>\$115,840.87</i>	<i>0.00</i>
11000	2500	57332				<i>SUBTOTAL Supply Assets (\$5,000 or less)</i>	<i>\$1,031,000.00</i>	<i>\$0.00</i>	<i>\$1,031,000.00</i>	<i>\$183,953.30</i>	<i>\$766,714.15</i>	<i>\$148,444.98</i>	<i>\$115,840.87</i>	<i>0.00</i>
11000	2500					<i>SUBTOTAL Central Services</i>	<i>\$6,162,263.00</i>	<i>\$392,478.00</i>	<i>\$6,554,741.00</i>	<i>\$951,095.73</i>	<i>\$2,699,587.81</i>	<i>\$1,197,655.67</i>	<i>\$2,657,497.52</i>	<i>45.50</i>
	2600					Operation & Maintenance of Plant								
		51100				Salaries Expense								
		0000				No Program								
			000			GADSDEN DIST OFFICE								
11000	2600	51100	0000	000	1113	Administrative Associates	\$115,837.00	\$0.00	\$115,837.00	\$15,604.56	\$46,813.68	\$15,604.48	\$53,418.84	0.70
11000	2600	51100	0000	000	1114	Administrative Assistants	\$417,145.00	\$0.00	\$417,145.00	\$119,116.85	\$323,009.57	\$105,531.19	(\$11,395.76)	6.00
11000	2600	51100	0000	000	1217	Secretarial/Clerical/Technical Assistants	\$231,676.00	\$0.00	\$231,676.00	\$67,320.02	\$166,504.68	\$62,285.72	\$2,885.60	7.00
11000	2600	51100	0000	000	1614	Maintenance	\$1,790,600.00	\$0.00	\$1,790,600.00	\$385,516.83	\$1,092,966.43	\$416,017.05	\$281,616.52	55.00
11000	2600	51100	0000	000	1615	Custodial	\$2,612,355.00	\$0.00	\$2,612,355.00	\$569,005.93	\$1,742,771.85	\$603,295.86	\$266,287.29	102.00
11000	2600	51100	0000	000	1623	Crosswalk Guards	\$670,398.00	\$0.00	\$670,398.00	\$113,694.55	\$361,212.39	\$175,173.78	\$134,011.83	39.00
11000	2600	51100	0000	000		<i>SUBTOTAL GADSDEN DIST OFFICE</i>	<i>\$5,838,011.00</i>	<i>\$0.00</i>	<i>\$5,838,011.00</i>	<i>\$1,270,258.74</i>	<i>\$3,733,278.60</i>	<i>\$1,377,908.08</i>	<i>\$726,824.32</i>	<i>209.70</i>
11000	2600	51100	0000			<i>SUBTOTAL No Program</i>	<i>\$5,838,011.00</i>	<i>\$0.00</i>	<i>\$5,838,011.00</i>	<i>\$1,270,258.74</i>	<i>\$3,733,278.60</i>	<i>\$1,377,908.08</i>	<i>\$726,824.32</i>	<i>209.70</i>
11000	2600	51100				<i>SUBTOTAL Salaries Expense</i>	<i>\$5,838,011.00</i>	<i>\$0.00</i>	<i>\$5,838,011.00</i>	<i>\$1,270,258.74</i>	<i>\$3,733,278.60</i>	<i>\$1,377,908.08</i>	<i>\$726,824.32</i>	<i>209.70</i>
		51200				Overtime Expense								
		0000				No Program								
			000			GADSDEN DIST OFFICE								
11000	2600	51200	0000	000	1217	Secretarial/Clerical/Technical Assistants	\$0.00	\$0.00	\$0.00	\$0.00	\$710.19	\$0.00	(\$710.19)	0.00
11000	2600	51200	0000	000	1614	Maintenance	\$0.00	\$0.00	\$0.00	\$118.14	\$9,645.38	\$38.46	(\$9,683.84)	0.00
11000	2600	51200	0000	000	1615	Custodial	\$180,000.00	\$1,500.00	\$181,500.00	\$2,241.52	\$18,131.54	\$274.13	\$163,094.33	0.00
11000	2600	51200	0000	000	1623	Crosswalk Guards	\$0.00	\$0.00	\$0.00	\$4,071.43	\$8,050.37	\$414.72	(\$8,465.09)	0.00
11000	2600	51200	0000	000		<i>SUBTOTAL GADSDEN DIST OFFICE</i>	<i>\$180,000.00</i>	<i>\$1,500.00</i>	<i>\$181,500.00</i>	<i>\$6,431.09</i>	<i>\$36,537.48</i>	<i>\$727.31</i>	<i>\$144,235.21</i>	<i>0.00</i>
11000	2600	51200	0000			<i>SUBTOTAL No Program</i>	<i>\$180,000.00</i>	<i>\$1,500.00</i>	<i>\$181,500.00</i>	<i>\$6,431.09</i>	<i>\$36,537.48</i>	<i>\$727.31</i>	<i>\$144,235.21</i>	<i>0.00</i>
11000	2600	51200				<i>SUBTOTAL Overtime Expense</i>	<i>\$180,000.00</i>	<i>\$1,500.00</i>	<i>\$181,500.00</i>	<i>\$6,431.09</i>	<i>\$36,537.48</i>	<i>\$727.31</i>	<i>\$144,235.21</i>	<i>0.00</i>
		51300				Additional Compensation								
		0000				No Program								
			000			GADSDEN DIST OFFICE								
11000	2600	51300	0000	000	1113	Administrative Associates	\$0.00	\$1,000.00	\$1,000.00	\$500.00	\$1,000.00	\$0.00	\$0.00	0.00
11000	2600	51300	0000	000	1114	Administrative Assistants	\$0.00	\$6,000.00	\$6,000.00	\$3,500.00	\$6,500.00	\$0.00	(\$500.00)	0.00
11000	2600	51300	0000	000	1217	Secretarial/Clerical/Technical Assistants	\$0.00	\$6,000.00	\$6,000.00	\$4,500.00	\$7,500.00	\$0.00	(\$1,500.00)	0.00

State of New Mexico
Public School Operating Budget - Actuals Expenditure Detail Report
Gadsden - Third Quarter (Jan - Mar) - Expenditure
Submitted

Fund	Func	Obj	Prg	Loc	Job	Description	Budget	Adjustments	Adjusted Budget	Current Period	YTD	Encumbrance	Budget Balance	FTE
11000	2600	51300	0000	000	1614	Maintenance	\$0.00	\$44,000.00	\$44,000.00	\$24,500.00	\$48,585.97	\$2,116.92	(\$6,702.89)	0.00
11000	2600	51300	0000	000	1615	Custodial	\$0.00	\$98,000.00	\$98,000.00	\$47,066.16	\$96,059.51	\$91.62	\$1,848.87	0.00
11000	2600	51300	0000	000	1623	Crosswalk Guards	\$0.00	\$33,000.00	\$33,000.00	\$16,276.78	\$32,207.94	\$65.10	\$726.96	0.00
11000	2600	51300	0000	000		SUBTOTAL GADSDEN DIST OFFICE	\$0.00	\$188,000.00	\$188,000.00	\$96,342.94	\$191,853.42	\$2,273.64	(\$6,127.06)	0.00
11000	2600	51300	0000			SUBTOTAL No Program	\$0.00	\$188,000.00	\$188,000.00	\$96,342.94	\$191,853.42	\$2,273.64	(\$6,127.06)	0.00
11000	2600	51300				SUBTOTAL Additional Compensation	\$0.00	\$188,000.00	\$188,000.00	\$96,342.94	\$191,853.42	\$2,273.64	(\$6,127.06)	0.00
			52111			Educational Retirement								
			0000			No Program								
11000	2600	52111	0000	000		GADSDEN DIST OFFICE	\$912,468.00	\$227.00	\$912,695.00	\$194,967.23	\$572,680.02	\$196,262.30	\$143,752.68	0.00
11000	2600	52111	0000			SUBTOTAL No Program	\$912,468.00	\$227.00	\$912,695.00	\$194,967.23	\$572,680.02	\$196,262.30	\$143,752.68	0.00
11000	2600	52111				SUBTOTAL Educational Retirement	\$912,468.00	\$227.00	\$912,695.00	\$194,967.23	\$572,680.02	\$196,262.30	\$143,752.68	0.00
			52112			ERA - Retiree Health								
			0000			No Program								
11000	2600	52112	0000	000		GADSDEN DIST OFFICE	\$121,074.00	\$30.00	\$121,104.00	\$25,738.28	\$75,601.23	\$25,929.65	\$19,573.12	0.00
11000	2600	52112	0000			SUBTOTAL No Program	\$121,074.00	\$30.00	\$121,104.00	\$25,738.28	\$75,601.23	\$25,929.65	\$19,573.12	0.00
11000	2600	52112				SUBTOTAL ERA - Retiree Health	\$121,074.00	\$30.00	\$121,104.00	\$25,738.28	\$75,601.23	\$25,929.65	\$19,573.12	0.00
			52210			FICA Payments								
			0000			No Program								
11000	2600	52210	0000	000		GADSDEN DIST OFFICE	\$373,594.00	\$11,687.00	\$385,281.00	\$81,552.19	\$234,723.79	\$76,206.98	\$74,350.23	0.00
11000	2600	52210	0000			SUBTOTAL No Program	\$373,594.00	\$11,687.00	\$385,281.00	\$81,552.19	\$234,723.79	\$76,206.98	\$74,350.23	0.00
11000	2600	52210				SUBTOTAL FICA Payments	\$373,594.00	\$11,687.00	\$385,281.00	\$81,552.19	\$234,723.79	\$76,206.98	\$74,350.23	0.00
			52220			Medicare Payments								
			0000			No Program								
11000	2600	52220	0000	000		GADSDEN DIST OFFICE	\$87,453.00	\$2,734.00	\$90,187.00	\$19,072.20	\$54,893.75	\$17,822.19	\$17,471.06	0.00
11000	2600	52220	0000			SUBTOTAL No Program	\$87,453.00	\$2,734.00	\$90,187.00	\$19,072.20	\$54,893.75	\$17,822.19	\$17,471.06	0.00
11000	2600	52220				SUBTOTAL Medicare Payments	\$87,453.00	\$2,734.00	\$90,187.00	\$19,072.20	\$54,893.75	\$17,822.19	\$17,471.06	0.00
			52311			Health and Medical Premiums								
			0000			No Program								
11000	2600	52311	0000	000		GADSDEN DIST OFFICE	\$598,671.00	\$0.00	\$598,671.00	\$101,870.68	\$298,498.11	\$108,570.88	\$191,602.01	0.00
11000	2600	52311	0000			SUBTOTAL No Program	\$598,671.00	\$0.00	\$598,671.00	\$101,870.68	\$298,498.11	\$108,570.88	\$191,602.01	0.00
11000	2600	52311				SUBTOTAL Health and Medical Premiums	\$598,671.00	\$0.00	\$598,671.00	\$101,870.68	\$298,498.11	\$108,570.88	\$191,602.01	0.00
			52312			Life								
			0000			No Program								
11000	2600	52312	0000	000		GADSDEN DIST OFFICE	\$8,411.00	\$0.00	\$8,411.00	\$2,941.75	\$8,585.02	\$3,017.10	(\$3,191.12)	0.00
11000	2600	52312	0000			SUBTOTAL No Program	\$8,411.00	\$0.00	\$8,411.00	\$2,941.75	\$8,585.02	\$3,017.10	(\$3,191.12)	0.00
11000	2600	52312				SUBTOTAL Life	\$8,411.00	\$0.00	\$8,411.00	\$2,941.75	\$8,585.02	\$3,017.10	(\$3,191.12)	0.00
			52313			Dental								
			0000			No Program								

State of New Mexico
Public School Operating Budget - Actuals Expenditure Detail Report
Gadsden - Third Quarter (Jan - Mar) - Expenditure
Submitted

Fund	Func	Obj	Prg	Loc	Job	Description	Budget	Adjustments	Adjusted Budget	Current Period	YTD	Encumbrance	Budget Balance	FTE
11000	2600	52313	0000	000		GADSDEN DIST OFFICE	\$29,699.00	\$0.00	\$29,699.00	\$5,852.22	\$17,024.36	\$5,960.82	\$6,713.82	0.00
11000	2600	52313	0000			<i>SUBTOTAL No Program</i>	<i>\$29,699.00</i>	<i>\$0.00</i>	<i>\$29,699.00</i>	<i>\$5,852.22</i>	<i>\$17,024.36</i>	<i>\$5,960.82</i>	<i>\$6,713.82</i>	<i>0.00</i>
11000	2600	52313				<i>SUBTOTAL Dental</i>	<i>\$29,699.00</i>	<i>\$0.00</i>	<i>\$29,699.00</i>	<i>\$5,852.22</i>	<i>\$17,024.36</i>	<i>\$5,960.82</i>	<i>\$6,713.82</i>	<i>0.00</i>
		52314				Vision								
		0000				No Program								
11000	2600	52314	0000	000		GADSDEN DIST OFFICE	\$5,801.00	\$0.00	\$5,801.00	\$1,026.92	\$2,894.07	\$1,054.56	\$1,852.37	0.00
11000	2600	52314	0000			<i>SUBTOTAL No Program</i>	<i>\$5,801.00</i>	<i>\$0.00</i>	<i>\$5,801.00</i>	<i>\$1,026.92</i>	<i>\$2,894.07</i>	<i>\$1,054.56</i>	<i>\$1,852.37</i>	<i>0.00</i>
11000	2600	52314				<i>SUBTOTAL Vision</i>	<i>\$5,801.00</i>	<i>\$0.00</i>	<i>\$5,801.00</i>	<i>\$1,026.92</i>	<i>\$2,894.07</i>	<i>\$1,054.56</i>	<i>\$1,852.37</i>	<i>0.00</i>
		52315				Disability								
		0000				No Program								
11000	2600	52315	0000	000		GADSDEN DIST OFFICE	\$5,223.00	\$0.00	\$5,223.00	\$1,533.34	\$4,243.20	\$1,459.54	(\$479.74)	0.00
11000	2600	52315	0000			<i>SUBTOTAL No Program</i>	<i>\$5,223.00</i>	<i>\$0.00</i>	<i>\$5,223.00</i>	<i>\$1,533.34</i>	<i>\$4,243.20</i>	<i>\$1,459.54</i>	<i>(\$479.74)</i>	<i>0.00</i>
11000	2600	52315				<i>SUBTOTAL Disability</i>	<i>\$5,223.00</i>	<i>\$0.00</i>	<i>\$5,223.00</i>	<i>\$1,533.34</i>	<i>\$4,243.20</i>	<i>\$1,459.54</i>	<i>(\$479.74)</i>	<i>0.00</i>
		52500				Unemployment Compensation								
		0000				No Program								
11000	2600	52500	0000	000		GADSDEN DIST OFFICE	\$4,395.00	\$0.00	\$4,395.00	\$1,027.61	\$2,960.63	\$966.75	\$467.62	0.00
11000	2600	52500	0000			<i>SUBTOTAL No Program</i>	<i>\$4,395.00</i>	<i>\$0.00</i>	<i>\$4,395.00</i>	<i>\$1,027.61</i>	<i>\$2,960.63</i>	<i>\$966.75</i>	<i>\$467.62</i>	<i>0.00</i>
11000	2600	52500				<i>SUBTOTAL Unemployment Compensation</i>	<i>\$4,395.00</i>	<i>\$0.00</i>	<i>\$4,395.00</i>	<i>\$1,027.61</i>	<i>\$2,960.63</i>	<i>\$966.75</i>	<i>\$467.62</i>	<i>0.00</i>
		52710				Workers Compensation Premium								
		0000				No Program								
11000	2600	52710	0000	000		GADSDEN DIST OFFICE	\$138,610.00	\$0.00	\$138,610.00	\$38,243.95	\$110,184.59	\$35,964.30	(\$7,538.89)	0.00
11000	2600	52710	0000			<i>SUBTOTAL No Program</i>	<i>\$138,610.00</i>	<i>\$0.00</i>	<i>\$138,610.00</i>	<i>\$38,243.95</i>	<i>\$110,184.59</i>	<i>\$35,964.30</i>	<i>(\$7,538.89)</i>	<i>0.00</i>
11000	2600	52710				<i>SUBTOTAL Workers Compensation Premium</i>	<i>\$138,610.00</i>	<i>\$0.00</i>	<i>\$138,610.00</i>	<i>\$38,243.95</i>	<i>\$110,184.59</i>	<i>\$35,964.30</i>	<i>(\$7,538.89)</i>	<i>0.00</i>
		52720				Workers Compensation Employer's Fee								
		0000				No Program								
11000	2600	52720	0000	000		GADSDEN DIST OFFICE	\$1,499.00	\$0.00	\$1,499.00	\$451.62	\$1,304.58	\$460.46	(\$266.04)	0.00
11000	2600	52720	0000			<i>SUBTOTAL No Program</i>	<i>\$1,499.00</i>	<i>\$0.00</i>	<i>\$1,499.00</i>	<i>\$451.62</i>	<i>\$1,304.58</i>	<i>\$460.46</i>	<i>(\$266.04)</i>	<i>0.00</i>
11000	2600	52720				<i>SUBTOTAL Workers Compensation Employer's Fee</i>	<i>\$1,499.00</i>	<i>\$0.00</i>	<i>\$1,499.00</i>	<i>\$451.62</i>	<i>\$1,304.58</i>	<i>\$460.46</i>	<i>(\$266.04)</i>	<i>0.00</i>
		53330				Professional Development								
		0000				No Program								
11000	2600	53330	0000	000		GADSDEN DIST OFFICE	\$13,000.00	\$0.00	\$13,000.00	\$0.00	\$0.00	\$0.00	\$13,000.00	0.00
11000	2600	53330	0000			<i>SUBTOTAL No Program</i>	<i>\$13,000.00</i>	<i>\$0.00</i>	<i>\$13,000.00</i>	<i>\$0.00</i>	<i>\$0.00</i>	<i>\$0.00</i>	<i>\$13,000.00</i>	<i>0.00</i>
11000	2600	53330				<i>SUBTOTAL Professional Development</i>	<i>\$13,000.00</i>	<i>\$0.00</i>	<i>\$13,000.00</i>	<i>\$0.00</i>	<i>\$0.00</i>	<i>\$0.00</i>	<i>\$13,000.00</i>	<i>0.00</i>
		53711				Other Charges								
		0000				No Program								
11000	2600	53711	0000	000		GADSDEN DIST OFFICE	\$23,000.00	\$0.00	\$23,000.00	\$5,720.25	\$17,700.31	\$23,181.39	(\$17,881.70)	0.00
11000	2600	53711	0000			<i>SUBTOTAL No Program</i>	<i>\$23,000.00</i>	<i>\$0.00</i>	<i>\$23,000.00</i>	<i>\$5,720.25</i>	<i>\$17,700.31</i>	<i>\$23,181.39</i>	<i>(\$17,881.70)</i>	<i>0.00</i>

State of New Mexico
Public School Operating Budget - Actuals Expenditure Detail Report
Gadsden - Third Quarter (Jan - Mar) - Expenditure
Submitted

Fund	Func	Obj	Prg	Loc	Job	Description	Budget	Adjustments	Adjusted Budget	Current Period	YTD	Encumbrance	Budget Balance	FTE
11000	2600	53711				<i>SUBTOTAL Other Charges</i>	\$23,000.00	\$0.00	\$23,000.00	\$5,720.25	\$17,700.31	\$23,181.39	(\$17,881.70)	0.00
		54311				Maintenance & Repair - Furniture/Fixtures/Equipment								
		0000				No Program								
11000	2600	54311	0000	000		GADSDEN DIST OFFICE	\$187,000.00	\$0.00	\$187,000.00	\$24,900.62	\$46,162.84	\$16,294.38	\$124,542.78	0.00
11000	2600	54311	0000			<i>SUBTOTAL No Program</i>	\$187,000.00	\$0.00	\$187,000.00	\$24,900.62	\$46,162.84	\$16,294.38	\$124,542.78	0.00
11000	2600	54311				<i>SUBTOTAL Maintenance & Repair - Furniture/Fixtures/Equipment</i>	\$187,000.00	\$0.00	\$187,000.00	\$24,900.62	\$46,162.84	\$16,294.38	\$124,542.78	0.00
		54312				Maintenance & Repair - Buildings and Grounds								
		0000				No Program								
11000	2600	54312	0000	000		GADSDEN DIST OFFICE	\$140,000.00	\$0.00	\$140,000.00	\$15,226.50	\$38,191.65	\$23,828.05	\$77,980.30	0.00
11000	2600	54312	0000			<i>SUBTOTAL No Program</i>	\$140,000.00	\$0.00	\$140,000.00	\$15,226.50	\$38,191.65	\$23,828.05	\$77,980.30	0.00
11000	2600	54312				<i>SUBTOTAL Maintenance & Repair - Buildings and Grounds</i>	\$140,000.00	\$0.00	\$140,000.00	\$15,226.50	\$38,191.65	\$23,828.05	\$77,980.30	0.00
		54313				Maintenance & Repair - Vehicles								
		0000				No Program								
11000	2600	54313	0000	000		GADSDEN DIST OFFICE	\$8,000.00	\$2,000.00	\$10,000.00	\$356.97	\$2,577.52	\$3,083.51	\$4,338.97	0.00
11000	2600	54313	0000			<i>SUBTOTAL No Program</i>	\$8,000.00	\$2,000.00	\$10,000.00	\$356.97	\$2,577.52	\$3,083.51	\$4,338.97	0.00
11000	2600	54313				<i>SUBTOTAL Maintenance & Repair - Vehicles</i>	\$8,000.00	\$2,000.00	\$10,000.00	\$356.97	\$2,577.52	\$3,083.51	\$4,338.97	0.00
		54411				Electricity								
		0000				No Program								
11000	2600	54411	0000	000		GADSDEN DIST OFFICE	\$3,000,000.00	\$600,000.00	\$3,600,000.00	\$414,699.64	\$1,526,897.45	\$1,341,487.54	\$731,615.01	0.00
11000	2600	54411	0000			<i>SUBTOTAL No Program</i>	\$3,000,000.00	\$600,000.00	\$3,600,000.00	\$414,699.64	\$1,526,897.45	\$1,341,487.54	\$731,615.01	0.00
11000	2600	54411				<i>SUBTOTAL Electricity</i>	\$3,000,000.00	\$600,000.00	\$3,600,000.00	\$414,699.64	\$1,526,897.45	\$1,341,487.54	\$731,615.01	0.00
		54412				Natural Gas (Buildings)								
		0000				No Program								
11000	2600	54412	0000	000		GADSDEN DIST OFFICE	\$500,000.00	\$100,000.00	\$600,000.00	\$172,198.09	\$226,312.70	\$176,628.68	\$197,058.62	0.00
11000	2600	54412	0000			<i>SUBTOTAL No Program</i>	\$500,000.00	\$100,000.00	\$600,000.00	\$172,198.09	\$226,312.70	\$176,628.68	\$197,058.62	0.00
11000	2600	54412				<i>SUBTOTAL Natural Gas (Buildings)</i>	\$500,000.00	\$100,000.00	\$600,000.00	\$172,198.09	\$226,312.70	\$176,628.68	\$197,058.62	0.00
		54413				Propane/Butane (Buildings)								
		0000				No Program								
11000	2600	54413	0000	000		GADSDEN DIST OFFICE	\$10,000.00	\$0.00	\$10,000.00	\$316.61	\$1,313.86	\$3,789.88	\$4,896.26	0.00
11000	2600	54413	0000			<i>SUBTOTAL No Program</i>	\$10,000.00	\$0.00	\$10,000.00	\$316.61	\$1,313.86	\$3,789.88	\$4,896.26	0.00
11000	2600	54413				<i>SUBTOTAL Propane/Butane (Buildings)</i>	\$10,000.00	\$0.00	\$10,000.00	\$316.61	\$1,313.86	\$3,789.88	\$4,896.26	0.00
		54415				Water/Sewage								
		0000				No Program								
11000	2600	54415	0000	000		GADSDEN DIST OFFICE	\$922,000.00	\$180,000.00	\$1,102,000.00	\$143,375.10	\$477,026.79	\$383,219.93	\$241,753.28	0.00

State of New Mexico
Public School Operating Budget - Actuals Expenditure Detail Report
Gadsden - Third Quarter (Jan - Mar) - Expenditure
Submitted

Fund	Func	Obj	Prg	Loc	Job	Description	Budget	Adjustments	Adjusted Budget	Current Period	YTD	Encumbrance	Budget Balance	FTE
11000	2600	54415	0000			<i>SUBTOTAL No Program</i>	<i>\$922,000.00</i>	<i>\$180,000.00</i>	<i>\$1,102,000.00</i>	<i>\$143,375.10</i>	<i>\$477,026.79</i>	<i>\$383,219.93</i>	<i>\$241,753.28</i>	<i>0.00</i>
11000	2600	54415				<i>SUBTOTAL Water/Sewage</i>	<i>\$922,000.00</i>	<i>\$180,000.00</i>	<i>\$1,102,000.00</i>	<i>\$143,375.10</i>	<i>\$477,026.79</i>	<i>\$383,219.93</i>	<i>\$241,753.28</i>	<i>0.00</i>
		54416				Communication Services								
		0000				No Program								
11000	2600	54416	0000	000		GADSDEN DIST OFFICE	\$955,500.00	\$1,425,311.00	\$2,380,811.00	\$232,793.97	\$666,906.12	\$192,060.76	\$1,521,844.12	0.00
11000	2600	54416	0000			<i>SUBTOTAL No Program</i>	<i>\$955,500.00</i>	<i>\$1,425,311.00</i>	<i>\$2,380,811.00</i>	<i>\$232,793.97</i>	<i>\$666,906.12</i>	<i>\$192,060.76</i>	<i>\$1,521,844.12</i>	<i>0.00</i>
11000	2600	54416				<i>SUBTOTAL Communication Services</i>	<i>\$955,500.00</i>	<i>\$1,425,311.00</i>	<i>\$2,380,811.00</i>	<i>\$232,793.97</i>	<i>\$666,906.12</i>	<i>\$192,060.76</i>	<i>\$1,521,844.12</i>	<i>0.00</i>
		54610				Rental - Land and Buildings								
		0000				No Program								
11000	2600	54610	0000	000		GADSDEN DIST OFFICE	\$1,000.00	\$0.00	\$1,000.00	\$0.00	\$0.00	\$1,050.00	(\$50.00)	0.00
11000	2600	54610	0000			<i>SUBTOTAL No Program</i>	<i>\$1,000.00</i>	<i>\$0.00</i>	<i>\$1,000.00</i>	<i>\$0.00</i>	<i>\$0.00</i>	<i>\$1,050.00</i>	<i>(\$50.00)</i>	<i>0.00</i>
11000	2600	54610				<i>SUBTOTAL Rental - Land and Buildings</i>	<i>\$1,000.00</i>	<i>\$0.00</i>	<i>\$1,000.00</i>	<i>\$0.00</i>	<i>\$0.00</i>	<i>\$1,050.00</i>	<i>(\$50.00)</i>	<i>0.00</i>
		54620				Rental - Equipment and Vehicles								
		0000				No Program								
11000	2600	54620	0000	000		GADSDEN DIST OFFICE	\$11,000.00	\$0.00	\$11,000.00	\$2,021.76	\$5,460.96	\$1,877.25	\$3,661.79	0.00
11000	2600	54620	0000			<i>SUBTOTAL No Program</i>	<i>\$11,000.00</i>	<i>\$0.00</i>	<i>\$11,000.00</i>	<i>\$2,021.76</i>	<i>\$5,460.96</i>	<i>\$1,877.25</i>	<i>\$3,661.79</i>	<i>0.00</i>
11000	2600	54620				<i>SUBTOTAL Rental - Equipment and Vehicles</i>	<i>\$11,000.00</i>	<i>\$0.00</i>	<i>\$11,000.00</i>	<i>\$2,021.76</i>	<i>\$5,460.96</i>	<i>\$1,877.25</i>	<i>\$3,661.79</i>	<i>0.00</i>
		55200				Property/Liability Insurance								
		0000				No Program								
11000	2600	55200	0000	000		GADSDEN DIST OFFICE	\$2,362,062.00	\$105,320.00	\$2,467,382.00	\$0.00	\$2,455,919.53	\$0.00	\$11,462.47	0.00
11000	2600	55200	0000			<i>SUBTOTAL No Program</i>	<i>\$2,362,062.00</i>	<i>\$105,320.00</i>	<i>\$2,467,382.00</i>	<i>\$0.00</i>	<i>\$2,455,919.53</i>	<i>\$0.00</i>	<i>\$11,462.47</i>	<i>0.00</i>
11000	2600	55200				<i>SUBTOTAL Property/Liability Insurance</i>	<i>\$2,362,062.00</i>	<i>\$105,320.00</i>	<i>\$2,467,382.00</i>	<i>\$0.00</i>	<i>\$2,455,919.53</i>	<i>\$0.00</i>	<i>\$11,462.47</i>	<i>0.00</i>
		55813				Employee Travel - Non-Teachers								
		0000				No Program								
11000	2600	55813	0000	000		GADSDEN DIST OFFICE	\$13,300.00	\$0.00	\$13,300.00	\$547.90	\$3,161.22	\$330.75	\$9,808.03	0.00
11000	2600	55813	0000			<i>SUBTOTAL No Program</i>	<i>\$13,300.00</i>	<i>\$0.00</i>	<i>\$13,300.00</i>	<i>\$547.90</i>	<i>\$3,161.22</i>	<i>\$330.75</i>	<i>\$9,808.03</i>	<i>0.00</i>
11000	2600	55813				<i>SUBTOTAL Employee Travel - Non-Teachers</i>	<i>\$13,300.00</i>	<i>\$0.00</i>	<i>\$13,300.00</i>	<i>\$547.90</i>	<i>\$3,161.22</i>	<i>\$330.75</i>	<i>\$9,808.03</i>	<i>0.00</i>
		55915				Other Contract Services								
		0000				No Program								
11000	2600	55915	0000	000		GADSDEN DIST OFFICE	\$302,500.00	\$95,620.00	\$398,120.00	\$20,903.96	\$20,903.96	\$40,346.04	\$336,870.00	0.00
11000	2600	55915	0000			<i>SUBTOTAL No Program</i>	<i>\$302,500.00</i>	<i>\$95,620.00</i>	<i>\$398,120.00</i>	<i>\$20,903.96</i>	<i>\$20,903.96</i>	<i>\$40,346.04</i>	<i>\$336,870.00</i>	<i>0.00</i>
11000	2600	55915				<i>SUBTOTAL Other Contract Services</i>	<i>\$302,500.00</i>	<i>\$95,620.00</i>	<i>\$398,120.00</i>	<i>\$20,903.96</i>	<i>\$20,903.96</i>	<i>\$40,346.04</i>	<i>\$336,870.00</i>	<i>0.00</i>
		56113				Software								
		0000				No Program								
11000	2600	56113	0000	000		GADSDEN DIST OFFICE	\$0.00	\$0.00	\$0.00	\$0.00	\$1,099.00	\$0.00	(\$1,099.00)	0.00
11000	2600	56113	0000			<i>SUBTOTAL No Program</i>	<i>\$0.00</i>	<i>\$0.00</i>	<i>\$0.00</i>	<i>\$0.00</i>	<i>\$1,099.00</i>	<i>\$0.00</i>	<i>(\$1,099.00)</i>	<i>0.00</i>
11000	2600	56113				<i>SUBTOTAL Software</i>	<i>\$0.00</i>	<i>\$0.00</i>	<i>\$0.00</i>	<i>\$0.00</i>	<i>\$1,099.00</i>	<i>\$0.00</i>	<i>(\$1,099.00)</i>	<i>0.00</i>

State of New Mexico
Public School Operating Budget - Actuals Expenditure Detail Report
Gadsden - Third Quarter (Jan - Mar) - Expenditure
Submitted

Fund	Func	Obj	Prg	Loc	Job	Description	Budget	Adjustments	Adjusted Budget	Current Period	YTD	Encumbrance	Budget Balance	FTE
			56118			General Supplies and Materials								
			0000			No Program								
11000	2600	56118	0000	000		GADSDEN DIST OFFICE	\$353,200.00	\$0.00	\$353,200.00	\$41,800.14	\$197,187.94	\$123,484.89	\$32,527.17	0.00
11000	2600	56118	0000			<i>SUBTOTAL No Program</i>	<i>\$353,200.00</i>	<i>\$0.00</i>	<i>\$353,200.00</i>	<i>\$41,800.14</i>	<i>\$197,187.94</i>	<i>\$123,484.89</i>	<i>\$32,527.17</i>	<i>0.00</i>
11000	2600	56118				<i>SUBTOTAL General Supplies and Materials</i>	<i>\$353,200.00</i>	<i>\$0.00</i>	<i>\$353,200.00</i>	<i>\$41,800.14</i>	<i>\$197,187.94</i>	<i>\$123,484.89</i>	<i>\$32,527.17</i>	<i>0.00</i>
			56211			Gasoline								
			0000			No Program								
11000	2600	56211	0000	000		GADSDEN DIST OFFICE	\$154,500.00	\$20,000.00	\$174,500.00	\$14,453.26	\$52,728.21	\$84,208.81	\$37,562.98	0.00
11000	2600	56211	0000			<i>SUBTOTAL No Program</i>	<i>\$154,500.00</i>	<i>\$20,000.00</i>	<i>\$174,500.00</i>	<i>\$14,453.26</i>	<i>\$52,728.21</i>	<i>\$84,208.81</i>	<i>\$37,562.98</i>	<i>0.00</i>
11000	2600	56211				<i>SUBTOTAL Gasoline</i>	<i>\$154,500.00</i>	<i>\$20,000.00</i>	<i>\$174,500.00</i>	<i>\$14,453.26</i>	<i>\$52,728.21</i>	<i>\$84,208.81</i>	<i>\$37,562.98</i>	<i>0.00</i>
			56212			Diesel Fuel								
			0000			No Program								
11000	2600	56212	0000	000		GADSDEN DIST OFFICE	\$50,000.00	\$0.00	\$50,000.00	\$0.00	\$0.00	\$0.00	\$50,000.00	0.00
11000	2600	56212	0000			<i>SUBTOTAL No Program</i>	<i>\$50,000.00</i>	<i>\$0.00</i>	<i>\$50,000.00</i>	<i>\$0.00</i>	<i>\$0.00</i>	<i>\$0.00</i>	<i>\$50,000.00</i>	<i>0.00</i>
11000	2600	56212				<i>SUBTOTAL Diesel Fuel</i>	<i>\$50,000.00</i>	<i>\$0.00</i>	<i>\$50,000.00</i>	<i>\$0.00</i>	<i>\$0.00</i>	<i>\$0.00</i>	<i>\$50,000.00</i>	<i>0.00</i>
			56214			Lubricants/Anti-Freeze								
			0000			No Program								
11000	2600	56214	0000	000		GADSDEN DIST OFFICE	\$4,000.00	\$0.00	\$4,000.00	\$0.00	\$0.00	\$0.00	\$4,000.00	0.00
11000	2600	56214	0000			<i>SUBTOTAL No Program</i>	<i>\$4,000.00</i>	<i>\$0.00</i>	<i>\$4,000.00</i>	<i>\$0.00</i>	<i>\$0.00</i>	<i>\$0.00</i>	<i>\$4,000.00</i>	<i>0.00</i>
11000	2600	56214				<i>SUBTOTAL Lubricants/Anti-Freeze</i>	<i>\$4,000.00</i>	<i>\$0.00</i>	<i>\$4,000.00</i>	<i>\$0.00</i>	<i>\$0.00</i>	<i>\$0.00</i>	<i>\$4,000.00</i>	<i>0.00</i>
			56215			Tires/Tubes								
			0000			No Program								
11000	2600	56215	0000	000		GADSDEN DIST OFFICE	\$6,000.00	\$0.00	\$6,000.00	\$0.00	\$617.00	\$0.00	\$5,383.00	0.00
11000	2600	56215	0000			<i>SUBTOTAL No Program</i>	<i>\$6,000.00</i>	<i>\$0.00</i>	<i>\$6,000.00</i>	<i>\$0.00</i>	<i>\$617.00</i>	<i>\$0.00</i>	<i>\$5,383.00</i>	<i>0.00</i>
11000	2600	56215				<i>SUBTOTAL Tires/Tubes</i>	<i>\$6,000.00</i>	<i>\$0.00</i>	<i>\$6,000.00</i>	<i>\$0.00</i>	<i>\$617.00</i>	<i>\$0.00</i>	<i>\$5,383.00</i>	<i>0.00</i>
			56216			Maintenance Supplies/Parts								
			0000			No Program								
11000	2600	56216	0000	000		GADSDEN DIST OFFICE	\$15,000.00	\$0.00	\$15,000.00	\$130.47	\$1,141.54	\$858.46	\$13,000.00	0.00
11000	2600	56216	0000			<i>SUBTOTAL No Program</i>	<i>\$15,000.00</i>	<i>\$0.00</i>	<i>\$15,000.00</i>	<i>\$130.47</i>	<i>\$1,141.54</i>	<i>\$858.46</i>	<i>\$13,000.00</i>	<i>0.00</i>
11000	2600	56216				<i>SUBTOTAL Maintenance Supplies/Parts</i>	<i>\$15,000.00</i>	<i>\$0.00</i>	<i>\$15,000.00</i>	<i>\$130.47</i>	<i>\$1,141.54</i>	<i>\$858.46</i>	<i>\$13,000.00</i>	<i>0.00</i>
			57331			Fixed Assets (more than \$5,000)								
			0000			No Program								
11000	2600	57331	0000	000		GADSDEN DIST OFFICE	\$48,000.00	\$25,000.00	\$73,000.00	\$26,700.00	\$26,700.00	\$0.00	\$46,300.00	0.00
11000	2600	57331	0000			<i>SUBTOTAL No Program</i>	<i>\$48,000.00</i>	<i>\$25,000.00</i>	<i>\$73,000.00</i>	<i>\$26,700.00</i>	<i>\$26,700.00</i>	<i>\$0.00</i>	<i>\$46,300.00</i>	<i>0.00</i>
11000	2600	57331				<i>SUBTOTAL Fixed Assets (more than \$5,000)</i>	<i>\$48,000.00</i>	<i>\$25,000.00</i>	<i>\$73,000.00</i>	<i>\$26,700.00</i>	<i>\$26,700.00</i>	<i>\$0.00</i>	<i>\$46,300.00</i>	<i>0.00</i>
			57332			Supply Assets (\$5,000 or less)								
			0000			No Program								
11000	2600	57332	0000	000		GADSDEN DIST OFFICE	\$24,500.00	\$0.00	\$24,500.00	\$2,355.61	\$45,743.41	\$5,651.62	(\$26,895.03)	0.00

State of New Mexico
Public School Operating Budget - Actuals Expenditure Detail Report
Gadsden - Third Quarter (Jan - Mar) - Expenditure
Submitted

Fund	Func	Obj	Prg	Loc	Job	Description	Budget	Adjustments	Adjusted Budget	Current Period	YTD	Encumbrance	Budget Balance	FTE
11000	2600	57332	0000			<i>SUBTOTAL No Program</i>	\$24,500.00	\$0.00	\$24,500.00	\$2,355.61	\$45,743.41	\$5,651.62	(\$26,895.03)	0.00
11000	2600	57332				<i>SUBTOTAL Supply Assets (\$5,000 or less)</i>	\$24,500.00	\$0.00	\$24,500.00	\$2,355.61	\$45,743.41	\$5,651.62	(\$26,895.03)	0.00
11000	2600					<i>SUBTOTAL Operation & Maintenance of Plant</i>	\$17,408,471.00	\$2,757,429.00	\$20,165,900.00	\$2,965,811.61	\$11,159,014.86	\$4,275,966.50	\$4,730,918.64	209.70
	2700					<i>Student Transportation</i>								
		51300				<i>Additional Compensation</i>								
			0000			<i>No Program</i>								
				000		<i>GADSDEN DIST OFFICE</i>								
11000	2700	51300	0000	000	1217	<i>Secretarial/Clerical/Technical Assistants</i>	\$0.00	\$1,000.00	\$1,000.00	\$500.00	\$1,000.00	\$0.00	\$0.00	0.00
11000	2700	51300	0000	000		<i>SUBTOTAL GADSDEN DIST OFFICE</i>	\$0.00	\$1,000.00	\$1,000.00	\$500.00	\$1,000.00	\$0.00	\$0.00	0.00
11000	2700	51300	0000			<i>SUBTOTAL No Program</i>	\$0.00	\$1,000.00	\$1,000.00	\$500.00	\$1,000.00	\$0.00	\$0.00	0.00
11000	2700	51300				<i>SUBTOTAL Additional Compensation</i>	\$0.00	\$1,000.00	\$1,000.00	\$500.00	\$1,000.00	\$0.00	\$0.00	0.00
		52210				<i>FICA Payments</i>								
			0000			<i>No Program</i>								
11000	2700	52210	0000	000		<i>GADSDEN DIST OFFICE</i>	\$0.00	\$62.00	\$62.00	\$31.00	\$62.00	\$0.00	\$0.00	0.00
11000	2700	52210	0000			<i>SUBTOTAL No Program</i>	\$0.00	\$62.00	\$62.00	\$31.00	\$62.00	\$0.00	\$0.00	0.00
11000	2700	52210				<i>SUBTOTAL FICA Payments</i>	\$0.00	\$62.00	\$62.00	\$31.00	\$62.00	\$0.00	\$0.00	0.00
		52220				<i>Medicare Payments</i>								
			0000			<i>No Program</i>								
11000	2700	52220	0000	000		<i>GADSDEN DIST OFFICE</i>	\$0.00	\$15.00	\$15.00	\$7.25	\$14.50	\$0.00	\$0.50	0.00
11000	2700	52220	0000			<i>SUBTOTAL No Program</i>	\$0.00	\$15.00	\$15.00	\$7.25	\$14.50	\$0.00	\$0.50	0.00
11000	2700	52220				<i>SUBTOTAL Medicare Payments</i>	\$0.00	\$15.00	\$15.00	\$7.25	\$14.50	\$0.00	\$0.50	0.00
		52500				<i>Unemployment Compensation</i>								
			0000			<i>No Program</i>								
11000	2700	52500	0000	000		<i>GADSDEN DIST OFFICE</i>	\$0.00	\$0.00	\$0.00	\$0.37	\$0.74	\$0.00	(\$0.74)	0.00
11000	2700	52500	0000			<i>SUBTOTAL No Program</i>	\$0.00	\$0.00	\$0.00	\$0.37	\$0.74	\$0.00	(\$0.74)	0.00
11000	2700	52500				<i>SUBTOTAL Unemployment Compensation</i>	\$0.00	\$0.00	\$0.00	\$0.37	\$0.74	\$0.00	(\$0.74)	0.00
		52710				<i>Workers Compensation Premium</i>								
			0000			<i>No Program</i>								
11000	2700	52710	0000	000		<i>GADSDEN DIST OFFICE</i>	\$0.00	\$0.00	\$0.00	\$13.81	\$27.62	\$0.00	(\$27.62)	0.00
11000	2700	52710	0000			<i>SUBTOTAL No Program</i>	\$0.00	\$0.00	\$0.00	\$13.81	\$27.62	\$0.00	(\$27.62)	0.00
11000	2700	52710				<i>SUBTOTAL Workers Compensation Premium</i>	\$0.00	\$0.00	\$0.00	\$13.81	\$27.62	\$0.00	(\$27.62)	0.00
		55112				<i>Transportation Contractors</i>								
			0000			<i>No Program</i>								
11000	2700	55112	0000	000		<i>GADSDEN DIST OFFICE</i>	\$1,493,033.00	\$20,000.00	\$1,513,033.00	\$96,611.27	\$862,113.40	\$50,919.60	\$600,000.00	0.00
11000	2700	55112	0000			<i>SUBTOTAL No Program</i>	\$1,493,033.00	\$20,000.00	\$1,513,033.00	\$96,611.27	\$862,113.40	\$50,919.60	\$600,000.00	0.00

State of New Mexico
Public School Operating Budget - Actuals Expenditure Detail Report
Gadsden - Third Quarter (Jan - Mar) - Expenditure
Submitted

Fund	Func	Obj	Prg	Loc	Job	Description	Budget	Adjustments	Adjusted Budget	Current Period	YTD	Encumbrance	Budget Balance	FTE
11000	2700	55112				<i>SUBTOTAL Transportation Contractors Vehicles General</i>	<i>\$1,493,033.00</i>	<i>\$20,000.00</i>	<i>\$1,513,033.00</i>	<i>\$96,611.27</i>	<i>\$862,113.40</i>	<i>\$50,919.60</i>	<i>\$600,000.00</i>	<i>0.00</i>
		57311				<i>No Program</i>								
		0000				<i>No Program</i>								
11000	2700	57311	0000	000		GADSDEN DIST OFFICE	\$250,000.00	\$0.00	\$250,000.00	\$157,092.00	\$157,092.00	\$0.00	\$92,908.00	0.00
11000	2700	57311	0000			<i>SUBTOTAL No Program</i>	<i>\$250,000.00</i>	<i>\$0.00</i>	<i>\$250,000.00</i>	<i>\$157,092.00</i>	<i>\$157,092.00</i>	<i>\$0.00</i>	<i>\$92,908.00</i>	<i>0.00</i>
11000	2700	57311				<i>SUBTOTAL Vehicles General</i>	<i>\$250,000.00</i>	<i>\$0.00</i>	<i>\$250,000.00</i>	<i>\$157,092.00</i>	<i>\$157,092.00</i>	<i>\$0.00</i>	<i>\$92,908.00</i>	<i>0.00</i>
11000	2700					<i>SUBTOTAL Student Transportation Other Support Services</i>	<i>\$1,743,033.00</i>	<i>\$21,077.00</i>	<i>\$1,764,110.00</i>	<i>\$254,255.70</i>	<i>\$1,020,310.26</i>	<i>\$50,919.60</i>	<i>\$692,880.14</i>	<i>0.00</i>
		2900				<i>Emergency Reserve</i>								
		58213				<i>No Program</i>								
		0000				<i>No Program</i>								
11000	2900	58213	0000	000		GADSDEN DIST OFFICE	\$8,809,907.00	\$0.00	\$8,809,907.00	\$0.00	\$0.00	\$0.00	\$8,809,907.00	0.00
11000	2900	58213	0000			<i>SUBTOTAL No Program</i>	<i>\$8,809,907.00</i>	<i>\$0.00</i>	<i>\$8,809,907.00</i>	<i>\$0.00</i>	<i>\$0.00</i>	<i>\$0.00</i>	<i>\$8,809,907.00</i>	<i>0.00</i>
11000	2900	58213				<i>SUBTOTAL Emergency Reserve</i>	<i>\$8,809,907.00</i>	<i>\$0.00</i>	<i>\$8,809,907.00</i>	<i>\$0.00</i>	<i>\$0.00</i>	<i>\$0.00</i>	<i>\$8,809,907.00</i>	<i>0.00</i>
		58215				<i>Restricted Expenditures</i>								
		0000				<i>No Program</i>								
11000	2900	58215	0000	000		GADSDEN DIST OFFICE	\$25,953,806.00	(\$3,938,792.00)	\$22,015,014.00	\$0.00	\$0.00	\$0.00	\$22,015,014.00	0.00
11000	2900	58215	0000			<i>SUBTOTAL No Program</i>	<i>\$25,953,806.00</i>	<i>(\$3,938,792.00)</i>	<i>\$22,015,014.00</i>	<i>\$0.00</i>	<i>\$0.00</i>	<i>\$0.00</i>	<i>\$22,015,014.00</i>	<i>0.00</i>
11000	2900	58215				<i>SUBTOTAL Restricted Expenditures</i>	<i>\$25,953,806.00</i>	<i>(\$3,938,792.00)</i>	<i>\$22,015,014.00</i>	<i>\$0.00</i>	<i>\$0.00</i>	<i>\$0.00</i>	<i>\$22,015,014.00</i>	<i>0.00</i>
		58218				<i>75% June Credit</i>								
		0000				<i>No Program</i>								
11000	2900	58218	0000	000		GADSDEN DIST OFFICE	\$63,457.00	\$0.00	\$63,457.00	\$0.00	\$0.00	\$0.00	\$63,457.00	0.00
11000	2900	58218	0000			<i>SUBTOTAL No Program</i>	<i>\$63,457.00</i>	<i>\$0.00</i>	<i>\$63,457.00</i>	<i>\$0.00</i>	<i>\$0.00</i>	<i>\$0.00</i>	<i>\$63,457.00</i>	<i>0.00</i>
11000	2900	58218				<i>SUBTOTAL 75% June Credit</i>	<i>\$63,457.00</i>	<i>\$0.00</i>	<i>\$63,457.00</i>	<i>\$0.00</i>	<i>\$0.00</i>	<i>\$0.00</i>	<i>\$63,457.00</i>	<i>0.00</i>
11000	2900					<i>SUBTOTAL Other Support Services</i>	<i>\$34,827,170.00</i>	<i>(\$3,938,792.00)</i>	<i>\$30,888,378.00</i>	<i>\$0.00</i>	<i>\$0.00</i>	<i>\$0.00</i>	<i>\$30,888,378.00</i>	<i>0.00</i>
11000	2000					<i>SUBTOTAL Support Services</i>	<i>\$87,587,700.00</i>	<i>(\$254,167.00)</i>	<i>\$87,333,533.00</i>	<i>\$10,380,841.09</i>	<i>\$32,304,063.56</i>	<i>\$12,467,108.23</i>	<i>\$42,562,361.21</i>	<i>599.20</i>
		3000				<i>Operation of Non-Instructional Services</i>								
		3100				<i>Food Services Operations</i>								
		51300				<i>Additional Compensation</i>								
		0000				<i>No Program</i>								
		000				<i>GADSDEN DIST OFFICE</i>								
11000	3100	51300	0000	000	1114	Administrative Assistants	\$0.00	\$5,000.00	\$5,000.00	\$2,500.00	\$5,000.00	\$0.00	\$0.00	0.00
11000	3100	51300	0000	000	1217	Secretarial/Clerical/Technical Assistants	\$0.00	\$3,000.00	\$3,000.00	\$2,000.00	\$3,500.00	\$0.00	(\$500.00)	0.00
11000	3100	51300	0000	000	1617	Food Service	\$0.00	\$178,000.00	\$178,000.00	\$78,500.00	\$157,750.00	\$0.00	\$20,250.00	0.00
11000	3100	51300	0000	000		<i>SUBTOTAL GADSDEN DIST OFFICE</i>	<i>\$0.00</i>	<i>\$186,000.00</i>	<i>\$186,000.00</i>	<i>\$83,000.00</i>	<i>\$166,250.00</i>	<i>\$0.00</i>	<i>\$19,750.00</i>	<i>0.00</i>
11000	3100	51300	0000			<i>SUBTOTAL No Program</i>	<i>\$0.00</i>	<i>\$186,000.00</i>	<i>\$186,000.00</i>	<i>\$83,000.00</i>	<i>\$166,250.00</i>	<i>\$0.00</i>	<i>\$19,750.00</i>	<i>0.00</i>

**State of New Mexico
Public School Operating Budget - Actuals Expenditure Detail Report
Gadsden - Third Quarter (Jan - Mar) - Expenditure
Submitted**

Fund	Func	Obj	Prg	Loc	Job	Description	Budget	Adjustments	Adjusted Budget	Current Period	YTD	Encumbrance	Budget Balance	FTE
11000	3100	51300				<i>SUBTOTAL Additional Compensation</i>	\$0.00	\$186,000.00	\$186,000.00	\$83,000.00	\$166,250.00	\$0.00	\$19,750.00	0.00
		52210				<i>FICA Payments</i>								
		0000				<i>No Program</i>								
11000	3100	52210	0000	000		GADSDEN DIST OFFICE	\$0.00	\$10,292.00	\$10,292.00	\$5,146.00	\$10,307.50	\$0.00	(\$15.50)	0.00
11000	3100	52210	0000			<i>SUBTOTAL No Program</i>	\$0.00	\$10,292.00	\$10,292.00	\$5,146.00	\$10,307.50	\$0.00	(\$15.50)	0.00
11000	3100	52210				<i>SUBTOTAL FICA Payments</i>	\$0.00	\$10,292.00	\$10,292.00	\$5,146.00	\$10,307.50	\$0.00	(\$15.50)	0.00
		52220				<i>Medicare Payments</i>								
		0000				<i>No Program</i>								
11000	3100	52220	0000	000		GADSDEN DIST OFFICE	\$0.00	\$2,407.00	\$2,407.00	\$1,203.50	\$2,410.66	\$0.00	(\$3.66)	0.00
11000	3100	52220	0000			<i>SUBTOTAL No Program</i>	\$0.00	\$2,407.00	\$2,407.00	\$1,203.50	\$2,410.66	\$0.00	(\$3.66)	0.00
11000	3100	52220				<i>SUBTOTAL Medicare Payments</i>	\$0.00	\$2,407.00	\$2,407.00	\$1,203.50	\$2,410.66	\$0.00	(\$3.66)	0.00
		52500				<i>Unemployment Compensation</i>								
		0000				<i>No Program</i>								
11000	3100	52500	0000	000		GADSDEN DIST OFFICE	\$0.00	\$0.00	\$0.00	\$61.42	\$123.06	\$0.00	(\$123.06)	0.00
11000	3100	52500	0000			<i>SUBTOTAL No Program</i>	\$0.00	\$0.00	\$0.00	\$61.42	\$123.06	\$0.00	(\$123.06)	0.00
11000	3100	52500				<i>SUBTOTAL Unemployment Compensation</i>	\$0.00	\$0.00	\$0.00	\$61.42	\$123.06	\$0.00	(\$123.06)	0.00
		52710				<i>Workers Compensation Premium</i>								
		0000				<i>No Program</i>								
11000	3100	52710	0000	000		GADSDEN DIST OFFICE	\$0.00	\$0.00	\$0.00	\$2,292.46	\$4,591.79	\$0.00	(\$4,591.79)	0.00
11000	3100	52710	0000			<i>SUBTOTAL No Program</i>	\$0.00	\$0.00	\$0.00	\$2,292.46	\$4,591.79	\$0.00	(\$4,591.79)	0.00
11000	3100	52710				<i>SUBTOTAL Workers Compensation Premium</i>	\$0.00	\$0.00	\$0.00	\$2,292.46	\$4,591.79	\$0.00	(\$4,591.79)	0.00
11000	3100					<i>SUBTOTAL Food Services Operations</i>	\$0.00	\$198,699.00	\$198,699.00	\$91,703.38	\$183,683.01	\$0.00	\$15,015.99	0.00
		3300				<i>Community Services Operations</i>								
		51300				<i>Additional Compensation</i>								
		0000				<i>No Program</i>								
		000				<i>GADSDEN DIST OFFICE</i>								
11000	3300	51300	0000	000	1620	Recreation	\$20,000.00	\$0.00	\$20,000.00	\$0.00	\$0.00	\$0.00	\$20,000.00	0.00
11000	3300	51300	0000	000		<i>SUBTOTAL GADSDEN DIST OFFICE</i>	\$20,000.00	\$0.00	\$20,000.00	\$0.00	\$0.00	\$0.00	\$20,000.00	0.00
11000	3300	51300	0000			<i>SUBTOTAL No Program</i>	\$20,000.00	\$0.00	\$20,000.00	\$0.00	\$0.00	\$0.00	\$20,000.00	0.00
11000	3300	51300				<i>SUBTOTAL Additional Compensation</i>	\$20,000.00	\$0.00	\$20,000.00	\$0.00	\$0.00	\$0.00	\$20,000.00	0.00
		52111				<i>Educational Retirement</i>								
		0000				<i>No Program</i>								
11000	3300	52111	0000	000		GADSDEN DIST OFFICE	\$2,783.00	\$0.00	\$2,783.00	\$0.00	\$0.00	\$0.00	\$2,783.00	0.00
11000	3300	52111	0000			<i>SUBTOTAL No Program</i>	\$2,783.00	\$0.00	\$2,783.00	\$0.00	\$0.00	\$0.00	\$2,783.00	0.00
11000	3300	52111				<i>SUBTOTAL Educational Retirement</i>	\$2,783.00	\$0.00	\$2,783.00	\$0.00	\$0.00	\$0.00	\$2,783.00	0.00
		52112				<i>ERA - Retiree Health</i>								

State of New Mexico
Public School Operating Budget - Actuals Expenditure Detail Report
Gadsden - Third Quarter (Jan - Mar) - Expenditure
Submitted

Fund	Func	Obj	Prg	Loc	Job	Description	Budget	Adjustments	Adjusted Budget	Current Period	YTD	Encumbrance	Budget Balance	FTE
			0000			No Program								
11000	3300	52112	0000	000		GADSDEN DIST OFFICE	\$100.00	\$0.00	\$100.00	\$0.00	\$0.00	\$0.00	\$100.00	0.00
11000	3300	52112	0000			<i>SUBTOTAL No Program</i>	<i>\$100.00</i>	<i>\$0.00</i>	<i>\$100.00</i>	<i>\$0.00</i>	<i>\$0.00</i>	<i>\$0.00</i>	<i>\$100.00</i>	<i>0.00</i>
11000	3300	52112				<i>SUBTOTAL ERA - Retiree Health</i>	<i>\$100.00</i>	<i>\$0.00</i>	<i>\$100.00</i>	<i>\$0.00</i>	<i>\$0.00</i>	<i>\$0.00</i>	<i>\$100.00</i>	<i>0.00</i>
		52210				FICA Payments								
		0000				No Program								
11000	3300	52210	0000	000		GADSDEN DIST OFFICE	\$1,000.00	\$0.00	\$1,000.00	\$0.00	\$0.00	\$0.00	\$1,000.00	0.00
11000	3300	52210	0000			<i>SUBTOTAL No Program</i>	<i>\$1,000.00</i>	<i>\$0.00</i>	<i>\$1,000.00</i>	<i>\$0.00</i>	<i>\$0.00</i>	<i>\$0.00</i>	<i>\$1,000.00</i>	<i>0.00</i>
11000	3300	52210				<i>SUBTOTAL FICA Payments</i>	<i>\$1,000.00</i>	<i>\$0.00</i>	<i>\$1,000.00</i>	<i>\$0.00</i>	<i>\$0.00</i>	<i>\$0.00</i>	<i>\$1,000.00</i>	<i>0.00</i>
		52220				Medicare Payments								
		0000				No Program								
11000	3300	52220	0000	000		GADSDEN DIST OFFICE	\$410.00	\$0.00	\$410.00	\$0.00	\$0.00	\$0.00	\$410.00	0.00
11000	3300	52220	0000			<i>SUBTOTAL No Program</i>	<i>\$410.00</i>	<i>\$0.00</i>	<i>\$410.00</i>	<i>\$0.00</i>	<i>\$0.00</i>	<i>\$0.00</i>	<i>\$410.00</i>	<i>0.00</i>
11000	3300	52220				<i>SUBTOTAL Medicare Payments</i>	<i>\$410.00</i>	<i>\$0.00</i>	<i>\$410.00</i>	<i>\$0.00</i>	<i>\$0.00</i>	<i>\$0.00</i>	<i>\$410.00</i>	<i>0.00</i>
		52500				Unemployment Compensation								
		0000				No Program								
11000	3300	52500	0000	000		GADSDEN DIST OFFICE	\$798.00	\$0.00	\$798.00	\$0.00	\$0.00	\$0.00	\$798.00	0.00
11000	3300	52500	0000			<i>SUBTOTAL No Program</i>	<i>\$798.00</i>	<i>\$0.00</i>	<i>\$798.00</i>	<i>\$0.00</i>	<i>\$0.00</i>	<i>\$0.00</i>	<i>\$798.00</i>	<i>0.00</i>
11000	3300	52500				<i>SUBTOTAL Unemployment Compensation</i>	<i>\$798.00</i>	<i>\$0.00</i>	<i>\$798.00</i>	<i>\$0.00</i>	<i>\$0.00</i>	<i>\$0.00</i>	<i>\$798.00</i>	<i>0.00</i>
		52710				Workers Compensation Premium								
		0000				No Program								
11000	3300	52710	0000	000		GADSDEN DIST OFFICE	\$1,179.00	\$0.00	\$1,179.00	\$0.00	\$0.00	\$0.00	\$1,179.00	0.00
11000	3300	52710	0000			<i>SUBTOTAL No Program</i>	<i>\$1,179.00</i>	<i>\$0.00</i>	<i>\$1,179.00</i>	<i>\$0.00</i>	<i>\$0.00</i>	<i>\$0.00</i>	<i>\$1,179.00</i>	<i>0.00</i>
11000	3300	52710				<i>SUBTOTAL Workers Compensation Premium</i>	<i>\$1,179.00</i>	<i>\$0.00</i>	<i>\$1,179.00</i>	<i>\$0.00</i>	<i>\$0.00</i>	<i>\$0.00</i>	<i>\$1,179.00</i>	<i>0.00</i>
		52720				Workers Compensation Employer's Fee								
		0000				No Program								
11000	3300	52720	0000	000		GADSDEN DIST OFFICE	\$40.00	\$0.00	\$40.00	\$0.00	\$0.00	\$0.00	\$40.00	0.00
11000	3300	52720	0000			<i>SUBTOTAL No Program</i>	<i>\$40.00</i>	<i>\$0.00</i>	<i>\$40.00</i>	<i>\$0.00</i>	<i>\$0.00</i>	<i>\$0.00</i>	<i>\$40.00</i>	<i>0.00</i>
11000	3300	52720				<i>SUBTOTAL Workers Compensation Employer's Fee</i>	<i>\$40.00</i>	<i>\$0.00</i>	<i>\$40.00</i>	<i>\$0.00</i>	<i>\$0.00</i>	<i>\$0.00</i>	<i>\$40.00</i>	<i>0.00</i>
		55915				Other Contract Services								
		0000				No Program								
11000	3300	55915	0000	000		GADSDEN DIST OFFICE	\$1,500.00	\$0.00	\$1,500.00	\$0.00	\$0.00	\$0.00	\$1,500.00	0.00
11000	3300	55915	0000			<i>SUBTOTAL No Program</i>	<i>\$1,500.00</i>	<i>\$0.00</i>	<i>\$1,500.00</i>	<i>\$0.00</i>	<i>\$0.00</i>	<i>\$0.00</i>	<i>\$1,500.00</i>	<i>0.00</i>
11000	3300	55915				<i>SUBTOTAL Other Contract Services</i>	<i>\$1,500.00</i>	<i>\$0.00</i>	<i>\$1,500.00</i>	<i>\$0.00</i>	<i>\$0.00</i>	<i>\$0.00</i>	<i>\$1,500.00</i>	<i>0.00</i>
		56118				General Supplies and Materials								
		0000				No Program								

**State of New Mexico
Public School Operating Budget - Actuals Expenditure Detail Report
Gadsden - Third Quarter (Jan - Mar) - Expenditure
Submitted**

Fund	Func	Obj	Prg	Loc	Job	Description	Budget	Adjustments	Adjusted Budget	Current Period	YTD	Encumbrance	Budget Balance	FTE	
11000	3300	56118	0000	000		GADSDEN DIST OFFICE	\$2,870.00	\$0.00	\$2,870.00	\$0.00		\$0.00	\$0.00	\$2,870.00	0.00
11000	3300	56118	0000			<i>SUBTOTAL No Program</i>	<i>\$2,870.00</i>	<i>\$0.00</i>	<i>\$2,870.00</i>	<i>\$0.00</i>		<i>\$0.00</i>	<i>\$0.00</i>	<i>\$2,870.00</i>	<i>0.00</i>
11000	3300	56118				<i>SUBTOTAL General Supplies and Materials</i>	<i>\$2,870.00</i>	<i>\$0.00</i>	<i>\$2,870.00</i>	<i>\$0.00</i>		<i>\$0.00</i>	<i>\$0.00</i>	<i>\$2,870.00</i>	<i>0.00</i>
11000	3300					<i>SUBTOTAL Community Services Operations</i>	<i>\$30,680.00</i>	<i>\$0.00</i>	<i>\$30,680.00</i>	<i>\$0.00</i>		<i>\$0.00</i>	<i>\$0.00</i>	<i>\$30,680.00</i>	<i>0.00</i>
11000	3000					<i>SUBTOTAL Operation of Non-Instructional Services</i>	<i>\$30,680.00</i>	<i>\$198,699.00</i>	<i>\$229,379.00</i>	<i>\$91,703.38</i>	<i>\$183,683.01</i>	<i>\$0.00</i>	<i>\$45,695.99</i>	<i>0.00</i>	
1100	0					TOTAL	\$176,198,148.00	\$2,249,048.00	\$178,447,196.00	\$30,096,916.74	\$85,723,161.26	\$32,848,384.34	\$59,875,650.40	1,649.51	
13000	2000					Pupil Transportation									
	2700					Support Services									
		51100				Student Transportation									
			0000			Salaries Expense									
				000		No Program									
						GADSDEN DIST OFFICE									
13000	2700	51100	0000	000	1113	Administrative Associates	\$9,000.00	\$0.00	\$9,000.00	\$2,229.24	\$6,687.72	\$2,229.23	\$83.05	0.10	
13000	2700	51100	0000	000	1217	Secretarial/Clerical/Technical Assistants	\$28,000.00	\$0.00	\$28,000.00	\$6,952.38	\$20,857.14	\$6,952.46	\$190.40	1.00	
13000	2700	51100	0000	000		<i>SUBTOTAL GADSDEN DIST OFFICE</i>	<i>\$37,000.00</i>	<i>\$0.00</i>	<i>\$37,000.00</i>	<i>\$9,181.62</i>	<i>\$27,544.86</i>	<i>\$9,181.69</i>	<i>\$273.45</i>	<i>1.10</i>	
13000	2700	51100	0000			<i>SUBTOTAL No Program</i>	<i>\$37,000.00</i>	<i>\$0.00</i>	<i>\$37,000.00</i>	<i>\$9,181.62</i>	<i>\$27,544.86</i>	<i>\$9,181.69</i>	<i>\$273.45</i>	<i>1.10</i>	
13000	2700	51100				<i>SUBTOTAL Salaries Expense</i>	<i>\$37,000.00</i>	<i>\$0.00</i>	<i>\$37,000.00</i>	<i>\$9,181.62</i>	<i>\$27,544.86</i>	<i>\$9,181.69</i>	<i>\$273.45</i>	<i>1.10</i>	
		52111				Educational Retirement									
			0000			No Program									
13000	2700	52111	0000	000		GADSDEN DIST OFFICE	\$5,606.00	\$0.00	\$5,606.00	\$1,391.04	\$4,173.12	\$1,391.05	\$41.83	0.00	
13000	2700	52111	0000			<i>SUBTOTAL No Program</i>	<i>\$5,606.00</i>	<i>\$0.00</i>	<i>\$5,606.00</i>	<i>\$1,391.04</i>	<i>\$4,173.12</i>	<i>\$1,391.05</i>	<i>\$41.83</i>	<i>0.00</i>	
13000	2700	52111				<i>SUBTOTAL Educational Retirement</i>	<i>\$5,606.00</i>	<i>\$0.00</i>	<i>\$5,606.00</i>	<i>\$1,391.04</i>	<i>\$4,173.12</i>	<i>\$1,391.05</i>	<i>\$41.83</i>	<i>0.00</i>	
		52112				ERA - Retiree Health									
			0000			No Program									
13000	2700	52112	0000	000		GADSDEN DIST OFFICE	\$740.00	\$0.00	\$740.00	\$183.60	\$550.80	\$183.61	\$5.59	0.00	
13000	2700	52112	0000			<i>SUBTOTAL No Program</i>	<i>\$740.00</i>	<i>\$0.00</i>	<i>\$740.00</i>	<i>\$183.60</i>	<i>\$550.80</i>	<i>\$183.61</i>	<i>\$5.59</i>	<i>0.00</i>	
13000	2700	52112				<i>SUBTOTAL ERA - Retiree Health</i>	<i>\$740.00</i>	<i>\$0.00</i>	<i>\$740.00</i>	<i>\$183.60</i>	<i>\$550.80</i>	<i>\$183.61</i>	<i>\$5.59</i>	<i>0.00</i>	
		52210				FICA Payments									
			0000			No Program									
13000	2700	52210	0000	000		GADSDEN DIST OFFICE	\$2,295.00	\$0.00	\$2,295.00	\$565.44	\$1,639.96	\$565.44	\$89.60	0.00	
13000	2700	52210	0000			<i>SUBTOTAL No Program</i>	<i>\$2,295.00</i>	<i>\$0.00</i>	<i>\$2,295.00</i>	<i>\$565.44</i>	<i>\$1,639.96</i>	<i>\$565.44</i>	<i>\$89.60</i>	<i>0.00</i>	
13000	2700	52210				<i>SUBTOTAL FICA Payments</i>	<i>\$2,295.00</i>	<i>\$0.00</i>	<i>\$2,295.00</i>	<i>\$565.44</i>	<i>\$1,639.96</i>	<i>\$565.44</i>	<i>\$89.60</i>	<i>0.00</i>	
		52220				Medicare Payments									
			0000			No Program									
13000	2700	52220	0000	000		GADSDEN DIST OFFICE	\$537.00	\$0.00	\$537.00	\$132.24	\$383.52	\$132.24	\$21.24	0.00	

State of New Mexico
Public School Operating Budget - Actuals Expenditure Detail Report
Gadsden - Third Quarter (Jan - Mar) - Expenditure
Submitted

Fund	Func	Obj	Prg	Loc	Job	Description	Budget	Adjustments	Adjusted Budget	Current Period	YTD	Encumbrance	Budget Balance	FTE
13000	2700	52220	0000			<i>SUBTOTAL No Program</i>	\$537.00	\$0.00	\$537.00	\$132.24	\$383.52	\$132.24	\$21.24	0.00
13000	2700	52220				<i>SUBTOTAL Medicare Payments</i>	\$537.00	\$0.00	\$537.00	\$132.24	\$383.52	\$132.24	\$21.24	0.00
		52311				Health and Medical Premiums								
			0000			No Program								
13000	2700	52311	0000	000		GADSDEN DIST OFFICE	\$3,820.00	\$0.00	\$3,820.00	\$0.00	\$1,363.16	\$0.00	\$2,456.84	0.00
13000	2700	52311	0000			<i>SUBTOTAL No Program</i>	\$3,820.00	\$0.00	\$3,820.00	\$0.00	\$1,363.16	\$0.00	\$2,456.84	0.00
13000	2700	52311				<i>SUBTOTAL Health and Medical Premiums</i>	\$3,820.00	\$0.00	\$3,820.00	\$0.00	\$1,363.16	\$0.00	\$2,456.84	0.00
		52312				Life								
			0000			No Program								
13000	2700	52312	0000	000		GADSDEN DIST OFFICE	\$54.00	\$0.00	\$54.00	\$17.34	\$52.02	\$17.34	(\$15.36)	0.00
13000	2700	52312	0000			<i>SUBTOTAL No Program</i>	\$54.00	\$0.00	\$54.00	\$17.34	\$52.02	\$17.34	(\$15.36)	0.00
13000	2700	52312				<i>SUBTOTAL Life</i>	\$54.00	\$0.00	\$54.00	\$17.34	\$52.02	\$17.34	(\$15.36)	0.00
		52313				Dental								
			0000			No Program								
13000	2700	52313	0000	000		GADSDEN DIST OFFICE	\$200.00	\$0.00	\$200.00	\$51.48	\$154.44	\$51.48	(\$5.92)	0.00
13000	2700	52313	0000			<i>SUBTOTAL No Program</i>	\$200.00	\$0.00	\$200.00	\$51.48	\$154.44	\$51.48	(\$5.92)	0.00
13000	2700	52313				<i>SUBTOTAL Dental</i>	\$200.00	\$0.00	\$200.00	\$51.48	\$154.44	\$51.48	(\$5.92)	0.00
		52314				Vision								
			0000			No Program								
13000	2700	52314	0000	000		GADSDEN DIST OFFICE	\$38.00	\$0.00	\$38.00	\$11.28	\$33.84	\$11.28	(\$7.12)	0.00
13000	2700	52314	0000			<i>SUBTOTAL No Program</i>	\$38.00	\$0.00	\$38.00	\$11.28	\$33.84	\$11.28	(\$7.12)	0.00
13000	2700	52314				<i>SUBTOTAL Vision</i>	\$38.00	\$0.00	\$38.00	\$11.28	\$33.84	\$11.28	(\$7.12)	0.00
		52315				Disability								
			0000			No Program								
13000	2700	52315	0000	000		GADSDEN DIST OFFICE	\$34.00	\$0.00	\$34.00	\$7.74	\$21.82	\$7.74	\$4.44	0.00
13000	2700	52315	0000			<i>SUBTOTAL No Program</i>	\$34.00	\$0.00	\$34.00	\$7.74	\$21.82	\$7.74	\$4.44	0.00
13000	2700	52315				<i>SUBTOTAL Disability</i>	\$34.00	\$0.00	\$34.00	\$7.74	\$21.82	\$7.74	\$4.44	0.00
		52500				Unemployment Compensation								
			0000			No Program								
13000	2700	52500	0000	000		GADSDEN DIST OFFICE	\$26.00	\$0.00	\$26.00	\$6.84	\$20.52	\$6.84	(\$1.36)	0.00
13000	2700	52500	0000			<i>SUBTOTAL No Program</i>	\$26.00	\$0.00	\$26.00	\$6.84	\$20.52	\$6.84	(\$1.36)	0.00
13000	2700	52500				<i>SUBTOTAL Unemployment Compensation</i>	\$26.00	\$0.00	\$26.00	\$6.84	\$20.52	\$6.84	(\$1.36)	0.00
		52710				Workers Compensation Premium								
			0000			No Program								
13000	2700	52710	0000	000		GADSDEN DIST OFFICE	\$850.00	\$0.00	\$850.00	\$253.50	\$760.50	\$253.50	(\$164.00)	0.00
13000	2700	52710	0000			<i>SUBTOTAL No Program</i>	\$850.00	\$0.00	\$850.00	\$253.50	\$760.50	\$253.50	(\$164.00)	0.00
13000	2700	52710				<i>SUBTOTAL Workers Compensation Premium</i>	\$850.00	\$0.00	\$850.00	\$253.50	\$760.50	\$253.50	(\$164.00)	0.00
		52720				Workers Compensation Employer's Fee								

**State of New Mexico
Public School Operating Budget - Actuals Expenditure Detail Report
Gadsden - Third Quarter (Jan - Mar) - Expenditure
Submitted**

Fund	Func	Obj	Prg	Loc	Job	Description	Budget	Adjustments	Adjusted Budget	Current Period	YTD	Encumbrance	Budget Balance	FTE
			0000			No Program								
13000	2700	52720	0000	000		GADSDEN DIST OFFICE	\$10.00	\$0.00	\$10.00	\$2.53	\$7.59	\$2.53	(\$0.12)	0.00
13000	2700	52720	0000			<i>SUBTOTAL No Program</i>	<i>\$10.00</i>	<i>\$0.00</i>	<i>\$10.00</i>	<i>\$2.53</i>	<i>\$7.59</i>	<i>\$2.53</i>	<i>(\$0.12)</i>	<i>0.00</i>
13000	2700	52720				<i>SUBTOTAL Workers Compensation Employer's Fee</i>	<i>\$10.00</i>	<i>\$0.00</i>	<i>\$10.00</i>	<i>\$2.53</i>	<i>\$7.59</i>	<i>\$2.53</i>	<i>(\$0.12)</i>	<i>0.00</i>
			53330			Professional Development								
			0000			No Program								
13000	2700	53330	0000	000		GADSDEN DIST OFFICE	\$1,500.00	\$0.00	\$1,500.00	\$757.36	\$2,071.36	\$471.00	(\$1,042.36)	0.00
13000	2700	53330	0000			<i>SUBTOTAL No Program</i>	<i>\$1,500.00</i>	<i>\$0.00</i>	<i>\$1,500.00</i>	<i>\$757.36</i>	<i>\$2,071.36</i>	<i>\$471.00</i>	<i>(\$1,042.36)</i>	<i>0.00</i>
13000	2700	53330				<i>SUBTOTAL Professional Development</i>	<i>\$1,500.00</i>	<i>\$0.00</i>	<i>\$1,500.00</i>	<i>\$757.36</i>	<i>\$2,071.36</i>	<i>\$471.00</i>	<i>(\$1,042.36)</i>	<i>0.00</i>
			53711			Other Charges								
			0000			No Program								
13000	2700	53711	0000	000		GADSDEN DIST OFFICE	\$8,000.00	\$0.00	\$8,000.00	\$2,645.29	\$8,785.22	\$9,519.00	(\$10,304.22)	0.00
13000	2700	53711	0000			<i>SUBTOTAL No Program</i>	<i>\$8,000.00</i>	<i>\$0.00</i>	<i>\$8,000.00</i>	<i>\$2,645.29</i>	<i>\$8,785.22</i>	<i>\$9,519.00</i>	<i>(\$10,304.22)</i>	<i>0.00</i>
13000	2700	53711				<i>SUBTOTAL Other Charges</i>	<i>\$8,000.00</i>	<i>\$0.00</i>	<i>\$8,000.00</i>	<i>\$2,645.29</i>	<i>\$8,785.22</i>	<i>\$9,519.00</i>	<i>(\$10,304.22)</i>	<i>0.00</i>
			54311			Maintenance & Repair - Furniture/Fixtures/Equipment								
			0000			No Program								
13000	2700	54311	0000	000		GADSDEN DIST OFFICE	\$1,000.00	\$0.00	\$1,000.00	\$0.00	\$0.00	\$0.00	\$1,000.00	0.00
13000	2700	54311	0000			<i>SUBTOTAL No Program</i>	<i>\$1,000.00</i>	<i>\$0.00</i>	<i>\$1,000.00</i>	<i>\$0.00</i>	<i>\$0.00</i>	<i>\$0.00</i>	<i>\$1,000.00</i>	<i>0.00</i>
13000	2700	54311				<i>SUBTOTAL Maintenance & Repair - Furniture/Fixtures/Equipment</i>	<i>\$1,000.00</i>	<i>\$0.00</i>	<i>\$1,000.00</i>	<i>\$0.00</i>	<i>\$0.00</i>	<i>\$0.00</i>	<i>\$1,000.00</i>	<i>0.00</i>
			54620			Rental - Equipment and Vehicles								
			0000			No Program								
13000	2700	54620	0000	000		GADSDEN DIST OFFICE	\$764,967.00	\$0.00	\$764,967.00	\$229,754.38	\$612,582.89	\$153,206.95	(\$822.84)	0.00
13000	2700	54620	0000			<i>SUBTOTAL No Program</i>	<i>\$764,967.00</i>	<i>\$0.00</i>	<i>\$764,967.00</i>	<i>\$229,754.38</i>	<i>\$612,582.89</i>	<i>\$153,206.95</i>	<i>(\$822.84)</i>	<i>0.00</i>
13000	2700	54620				<i>SUBTOTAL Rental - Equipment and Vehicles</i>	<i>\$764,967.00</i>	<i>\$0.00</i>	<i>\$764,967.00</i>	<i>\$229,754.38</i>	<i>\$612,582.89</i>	<i>\$153,206.95</i>	<i>(\$822.84)</i>	<i>0.00</i>
			55111			Transportation Per-Capita Feeders								
			0000			No Program								
13000	2700	55111	0000	000		GADSDEN DIST OFFICE	\$5,000.00	\$0.00	\$5,000.00	\$1,083.30	\$4,757.73	\$3,926.54	(\$3,684.27)	0.00
13000	2700	55111	0000			<i>SUBTOTAL No Program</i>	<i>\$5,000.00</i>	<i>\$0.00</i>	<i>\$5,000.00</i>	<i>\$1,083.30</i>	<i>\$4,757.73</i>	<i>\$3,926.54</i>	<i>(\$3,684.27)</i>	<i>0.00</i>
13000	2700	55111				<i>SUBTOTAL Transportation Per-Capita Feeders</i>	<i>\$5,000.00</i>	<i>\$0.00</i>	<i>\$5,000.00</i>	<i>\$1,083.30</i>	<i>\$4,757.73</i>	<i>\$3,926.54</i>	<i>(\$3,684.27)</i>	<i>0.00</i>
			55112			Transportation Contractors								
			0000			No Program								
13000	2700	55112	0000	000		GADSDEN DIST OFFICE	\$4,476,199.00	\$0.00	\$4,476,199.00	\$1,598,618.10	\$3,473,150.60	\$1,065,745.37	(\$62,696.97)	0.00
13000	2700	55112	0000			<i>SUBTOTAL No Program</i>	<i>\$4,476,199.00</i>	<i>\$0.00</i>	<i>\$4,476,199.00</i>	<i>\$1,598,618.10</i>	<i>\$3,473,150.60</i>	<i>\$1,065,745.37</i>	<i>(\$62,696.97)</i>	<i>0.00</i>

State of New Mexico
Public School Operating Budget - Actuals Expenditure Detail Report
Gadsden - Third Quarter (Jan - Mar) - Expenditure
Submitted

Fund	Func	Obj	Prg	Loc	Job	Description	Budget	Adjustments	Adjusted Budget	Current Period	YTD	Encumbrance	Budget Balance	FTE
13000	2700	55112				<i>SUBTOTAL Transportation Contractors</i>	\$4,476,199.00	\$0.00	\$4,476,199.00	\$1,598,618.10	\$3,473,150.60	\$1,065,745.37	(\$62,696.97)	0.00
		55200				Property/Liability Insurance								
			0000			No Program								
13000	2700	55200	0000	000		GADSDEN DIST OFFICE	\$107,500.00	\$0.00	\$107,500.00	\$0.00	\$538.00	\$0.00	\$106,962.00	0.00
13000	2700	55200	0000			<i>SUBTOTAL No Program</i>	\$107,500.00	\$0.00	\$107,500.00	\$0.00	\$538.00	\$0.00	\$106,962.00	0.00
13000	2700	55200				<i>SUBTOTAL Property/Liability Insurance</i>	\$107,500.00	\$0.00	\$107,500.00	\$0.00	\$538.00	\$0.00	\$106,962.00	0.00
		55813				Employee Travel - Non-Teachers								
			0000			No Program								
13000	2700	55813	0000	000		GADSDEN DIST OFFICE	\$0.00	\$0.00	\$0.00	\$0.00	\$514.96	\$0.00	(\$514.96)	0.00
13000	2700	55813	0000			<i>SUBTOTAL No Program</i>	\$0.00	\$0.00	\$0.00	\$0.00	\$514.96	\$0.00	(\$514.96)	0.00
13000	2700	55813				<i>SUBTOTAL Employee Travel - Non-Teachers</i>	\$0.00	\$0.00	\$0.00	\$0.00	\$514.96	\$0.00	(\$514.96)	0.00
		55916				Bus Inspections								
			0000			No Program								
13000	2700	55916	0000	000		GADSDEN DIST OFFICE	\$7,000.00	\$0.00	\$7,000.00	\$0.00	\$3,314.37	\$3,250.66	\$434.97	0.00
13000	2700	55916	0000			<i>SUBTOTAL No Program</i>	\$7,000.00	\$0.00	\$7,000.00	\$0.00	\$3,314.37	\$3,250.66	\$434.97	0.00
13000	2700	55916				<i>SUBTOTAL Bus Inspections</i>	\$7,000.00	\$0.00	\$7,000.00	\$0.00	\$3,314.37	\$3,250.66	\$434.97	0.00
		56118				General Supplies and Materials								
			0000			No Program								
13000	2700	56118	0000	000		GADSDEN DIST OFFICE	\$2,500.00	\$15.00	\$2,515.00	\$2,416.61	\$4,037.17	\$914.33	(\$2,436.50)	0.00
13000	2700	56118	0000			<i>SUBTOTAL No Program</i>	\$2,500.00	\$15.00	\$2,515.00	\$2,416.61	\$4,037.17	\$914.33	(\$2,436.50)	0.00
13000	2700	56118				<i>SUBTOTAL General Supplies and Materials</i>	\$2,500.00	\$15.00	\$2,515.00	\$2,416.61	\$4,037.17	\$914.33	(\$2,436.50)	0.00
		57332				Supply Assets (\$5,000 or less)								
			0000			No Program								
13000	2700	57332	0000	000		GADSDEN DIST OFFICE	\$5,000.00	\$0.00	\$5,000.00	\$2,929.42	\$2,929.42	\$21,586.16	(\$19,515.58)	0.00
13000	2700	57332	0000			<i>SUBTOTAL No Program</i>	\$5,000.00	\$0.00	\$5,000.00	\$2,929.42	\$2,929.42	\$21,586.16	(\$19,515.58)	0.00
13000	2700	57332				<i>SUBTOTAL Supply Assets (\$5,000 or less)</i>	\$5,000.00	\$0.00	\$5,000.00	\$2,929.42	\$2,929.42	\$21,586.16	(\$19,515.58)	0.00
13000	2700					<i>SUBTOTAL Student Transportation</i>	\$5,429,876.00	\$15.00	\$5,429,891.00	\$1,850,009.11	\$4,149,387.87	\$1,270,424.75	\$10,078.38	1.10
13000	2000					<i>SUBTOTAL Support Services</i>	\$5,429,876.00	\$15.00	\$5,429,891.00	\$1,850,009.11	\$4,149,387.87	\$1,270,424.75	\$10,078.38	1.10
1300						TOTAL Pupil Transportation	\$5,429,876.00	\$15.00	\$5,429,891.00	\$1,850,009.11	\$4,149,387.87	\$1,270,424.75	\$10,078.38	1.10
0						Total Instructional Materials Sub-Fund								
14000						Instruction								
	1000					Instructional Materials Credit - 50% Textbooks								
		56107												

State of New Mexico
Public School Operating Budget - Actuals Expenditure Detail Report
Gadsden - Third Quarter (Jan - Mar) - Expenditure
Submitted

Fund	Func	Obj	Prg	Loc	Job	Description	Budget	Adjustments	Adjusted Budget	Current Period	YTD	Encumbrance	Budget Balance	FTE
			1010			Regular Education (K-12) Programs								
14000	1000	56107	1010	000		GADSDEN DIST OFFICE	\$49,588.00	\$0.00	\$49,588.00	\$0.00	\$0.00	\$0.00	\$49,588.00	0.00
14000	1000	56107	1010			<i>SUBTOTAL Regular Education (K-12) Programs</i>	<i>\$49,588.00</i>	<i>\$0.00</i>	<i>\$49,588.00</i>	<i>\$0.00</i>	<i>\$0.00</i>	<i>\$0.00</i>	<i>\$49,588.00</i>	<i>0.00</i>
14000	1000	56107				<i>SUBTOTAL Instructional Materials Credit - 50% Textbooks</i>	<i>\$49,588.00</i>	<i>\$0.00</i>	<i>\$49,588.00</i>	<i>\$0.00</i>	<i>\$0.00</i>	<i>\$0.00</i>	<i>\$49,588.00</i>	<i>0.00</i>
			56111			Instructional Materials Cash - 50% Textbooks								
			0000			No Program								
14000	1000	56111	0000	000		GADSDEN DIST OFFICE	\$0.00	\$231.00	\$231.00	\$0.00	\$0.00	\$0.00	\$231.00	0.00
14000	1000	56111	0000			<i>SUBTOTAL No Program</i>	<i>\$0.00</i>	<i>\$231.00</i>	<i>\$231.00</i>	<i>\$0.00</i>	<i>\$0.00</i>	<i>\$0.00</i>	<i>\$231.00</i>	<i>0.00</i>
			1010			Regular Education (K-12) Programs								
14000	1000	56111	1010	000		GADSDEN DIST OFFICE	\$49,588.00	\$0.00	\$49,588.00	\$5,378.58	\$92,548.66	\$6,168.80	(\$49,129.46)	0.00
14000	1000	56111	1010			<i>SUBTOTAL Regular Education (K-12) Programs</i>	<i>\$49,588.00</i>	<i>\$0.00</i>	<i>\$49,588.00</i>	<i>\$5,378.58</i>	<i>\$92,548.66</i>	<i>\$6,168.80</i>	<i>(\$49,129.46)</i>	<i>0.00</i>
14000	1000	56111				<i>SUBTOTAL Instructional Materials Cash - 50% Textbooks</i>	<i>\$49,588.00</i>	<i>\$231.00</i>	<i>\$49,819.00</i>	<i>\$5,378.58</i>	<i>\$92,548.66</i>	<i>\$6,168.80</i>	<i>(\$48,898.46)</i>	<i>0.00</i>
14000	1000					<i>SUBTOTAL Instruction</i>	<i>\$99,176.00</i>	<i>\$231.00</i>	<i>\$99,407.00</i>	<i>\$5,378.58</i>	<i>\$92,548.66</i>	<i>\$6,168.80</i>	<i>\$689.54</i>	<i>0.00</i>
1400						<i>TOTAL Total Instructional Materials Sub-Fund</i>	<i>\$99,176.00</i>	<i>\$231.00</i>	<i>\$99,407.00</i>	<i>\$5,378.58</i>	<i>\$92,548.66</i>	<i>\$6,168.80</i>	<i>\$689.54</i>	<i>0.00</i>
21000						Food Services								
	3000					Operation of Non-Instructional Services								
	3100					Food Services Operations								
		51100				Salaries Expense								
		0000				No Program								
			000			GADSDEN DIST OFFICE								
21000	3100	51100	0000	000	1113	Administrative Associates	\$25,000.00	\$0.00	\$25,000.00	\$4,458.48	\$13,375.44	\$0.00	\$11,624.56	0.20
21000	3100	51100	0000	000	1114	Administrative Assistants	\$300,000.00	\$0.00	\$300,000.00	\$66,226.98	\$199,972.06	\$65,212.42	\$34,815.52	7.00
21000	3100	51100	0000	000	1217	Secretarial/Clerical/Technical Assistants	\$160,000.00	\$0.00	\$160,000.00	\$37,774.14	\$98,769.02	\$37,774.02	\$23,456.96	4.00
21000	3100	51100	0000	000	1611	Substitutes-Sick Leave	\$30,000.00	\$0.00	\$30,000.00	\$15,921.23	\$33,988.98	\$1,086.75	(\$5,075.73)	0.00
21000	3100	51100	0000	000	1616	Warehouse/Delivery	\$425,000.00	\$0.00	\$425,000.00	\$82,399.29	\$252,305.82	\$89,006.40	\$83,687.78	18.00
21000	3100	51100	0000	000	1617	Food Service	\$2,470,000.00	\$0.00	\$2,470,000.00	\$581,996.33	\$1,546,740.02	\$768,321.70	\$154,938.28	217.60
21000	3100	51100	0000	000		<i>SUBTOTAL GADSDEN DIST OFFICE</i>	<i>\$3,410,000.00</i>	<i>\$0.00</i>	<i>\$3,410,000.00</i>	<i>\$788,776.45</i>	<i>\$2,145,151.34</i>	<i>\$961,401.29</i>	<i>\$303,447.37</i>	<i>246.80</i>
21000	3100	51100	0000			<i>SUBTOTAL No Program</i>	<i>\$3,410,000.00</i>	<i>\$0.00</i>	<i>\$3,410,000.00</i>	<i>\$788,776.45</i>	<i>\$2,145,151.34</i>	<i>\$961,401.29</i>	<i>\$303,447.37</i>	<i>246.80</i>
21000	3100	51100				<i>SUBTOTAL Salaries Expense</i>	<i>\$3,410,000.00</i>	<i>\$0.00</i>	<i>\$3,410,000.00</i>	<i>\$788,776.45</i>	<i>\$2,145,151.34</i>	<i>\$961,401.29</i>	<i>\$303,447.37</i>	<i>246.80</i>
			51200			Overtime Expense								

State of New Mexico
Public School Operating Budget - Actuals Expenditure Detail Report
Gadsden - Third Quarter (Jan - Mar) - Expenditure
Submitted

Fund	Func	Obj	Prg	Loc	Job	Description	Budget	Adjustments	Adjusted Budget	Current Period	YTD	Encumbrance	Budget Balance	FTE
			0000			No Program								
			000			GADSDEN DIST OFFICE								
21000	3100	51200	0000	000	1616	Warehouse/Delivery	\$5,000.00	\$0.00	\$5,000.00	\$0.00	\$0.00	\$0.00	\$5,000.00	0.00
21000	3100	51200	0000	000	1617	Food Service	\$50,000.00	\$200,000.00	\$250,000.00	\$35,669.56	\$74,165.24	\$5,061.22	\$170,773.54	0.00
21000	3100	51200	0000	000		SUBTOTAL GADSDEN DIST OFFICE	\$55,000.00	\$200,000.00	\$255,000.00	\$35,669.56	\$74,165.24	\$5,061.22	\$175,773.54	0.00
21000	3100	51200	0000			SUBTOTAL No Program	\$55,000.00	\$200,000.00	\$255,000.00	\$35,669.56	\$74,165.24	\$5,061.22	\$175,773.54	0.00
21000	3100	51200				SUBTOTAL Overtime Expense	\$55,000.00	\$200,000.00	\$255,000.00	\$35,669.56	\$74,165.24	\$5,061.22	\$175,773.54	0.00
			51300			Additional Compensation								
			0000			No Program								
			000			GADSDEN DIST OFFICE								
21000	3100	51300	0000	000	1617	Food Service	\$150,000.00	\$0.00	\$150,000.00	\$0.00	\$99,182.54	\$0.00	\$50,817.46	0.00
21000	3100	51300	0000	000		SUBTOTAL GADSDEN DIST OFFICE	\$150,000.00	\$0.00	\$150,000.00	\$0.00	\$99,182.54	\$0.00	\$50,817.46	0.00
21000	3100	51300	0000			SUBTOTAL No Program	\$150,000.00	\$0.00	\$150,000.00	\$0.00	\$99,182.54	\$0.00	\$50,817.46	0.00
21000	3100	51300				SUBTOTAL Additional Compensation	\$150,000.00	\$0.00	\$150,000.00	\$0.00	\$99,182.54	\$0.00	\$50,817.46	0.00
			52111			Educational Retirement								
			0000			No Program								
21000	3100	52111	0000	000		GADSDEN DIST OFFICE	\$550,000.00	\$31,400.00	\$581,400.00	\$122,544.15	\$344,569.43	\$143,106.84	\$93,723.73	0.00
21000	3100	52111	0000			SUBTOTAL No Program	\$550,000.00	\$31,400.00	\$581,400.00	\$122,544.15	\$344,569.43	\$143,106.84	\$93,723.73	0.00
21000	3100	52111				SUBTOTAL Educational Retirement	\$550,000.00	\$31,400.00	\$581,400.00	\$122,544.15	\$344,569.43	\$143,106.84	\$93,723.73	0.00
			52112			ERA - Retiree Health								
			0000			No Program								
21000	3100	52112	0000	000		GADSDEN DIST OFFICE	\$75,000.00	\$6,000.00	\$81,000.00	\$16,198.12	\$45,508.38	\$18,877.72	\$16,613.90	0.00
21000	3100	52112	0000			SUBTOTAL No Program	\$75,000.00	\$6,000.00	\$81,000.00	\$16,198.12	\$45,508.38	\$18,877.72	\$16,613.90	0.00
21000	3100	52112				SUBTOTAL ERA - Retiree Health	\$75,000.00	\$6,000.00	\$81,000.00	\$16,198.12	\$45,508.38	\$18,877.72	\$16,613.90	0.00
			52210			FICA Payments								
			0000			No Program								
21000	3100	52210	0000	000		GADSDEN DIST OFFICE	\$230,000.00	\$13,000.00	\$243,000.00	\$48,836.22	\$137,254.35	\$55,825.75	\$49,919.90	0.00
21000	3100	52210	0000			SUBTOTAL No Program	\$230,000.00	\$13,000.00	\$243,000.00	\$48,836.22	\$137,254.35	\$55,825.75	\$49,919.90	0.00
21000	3100	52210				SUBTOTAL FICA Payments	\$230,000.00	\$13,000.00	\$243,000.00	\$48,836.22	\$137,254.35	\$55,825.75	\$49,919.90	0.00
			52220			Medicare Payments								
			0000			No Program								
21000	3100	52220	0000	000		GADSDEN DIST OFFICE	\$52,500.00	\$4,000.00	\$56,500.00	\$11,421.15	\$32,099.27	\$13,055.83	\$11,344.90	0.00
21000	3100	52220	0000			SUBTOTAL No Program	\$52,500.00	\$4,000.00	\$56,500.00	\$11,421.15	\$32,099.27	\$13,055.83	\$11,344.90	0.00
21000	3100	52220				SUBTOTAL Medicare Payments	\$52,500.00	\$4,000.00	\$56,500.00	\$11,421.15	\$32,099.27	\$13,055.83	\$11,344.90	0.00
			52311			Health and Medical Premiums								
			0000			No Program								
21000	3100	52311	0000	000		GADSDEN DIST OFFICE	\$375,000.00	\$0.00	\$375,000.00	\$58,520.11	\$171,142.19	\$75,655.58	\$128,202.23	0.00

State of New Mexico
Public School Operating Budget - Actuals Expenditure Detail Report
Gadsden - Third Quarter (Jan - Mar) - Expenditure
Submitted

Fund	Func	Obj	Prg	Loc	Job	Description	Budget	Adjustments	Adjusted Budget	Current Period	YTD	Encumbrance	Budget Balance	FTE
21000	3100	52311	0000			<i>SUBTOTAL No Program</i>	<i>\$375,000.00</i>	<i>\$0.00</i>	<i>\$375,000.00</i>	<i>\$58,520.11</i>	<i>\$171,142.19</i>	<i>\$75,655.58</i>	<i>\$128,202.23</i>	<i>0.00</i>
21000	3100	52311				<i>SUBTOTAL Health and Medical Premiums</i>	<i>\$375,000.00</i>	<i>\$0.00</i>	<i>\$375,000.00</i>	<i>\$58,520.11</i>	<i>\$171,142.19</i>	<i>\$75,655.58</i>	<i>\$128,202.23</i>	<i>0.00</i>
		52312				<i>Life</i>								
		0000				<i>No Program</i>								
21000	3100	52312	0000	000		GADSDEN DIST OFFICE	\$10,500.00	\$0.00	\$10,500.00	\$2,654.22	\$7,330.13	\$3,369.58	(\$199.71)	0.00
21000	3100	52312	0000			<i>SUBTOTAL No Program</i>	<i>\$10,500.00</i>	<i>\$0.00</i>	<i>\$10,500.00</i>	<i>\$2,654.22</i>	<i>\$7,330.13</i>	<i>\$3,369.58</i>	<i>(\$199.71)</i>	<i>0.00</i>
21000	3100	52312				<i>SUBTOTAL Life</i>	<i>\$10,500.00</i>	<i>\$0.00</i>	<i>\$10,500.00</i>	<i>\$2,654.22</i>	<i>\$7,330.13</i>	<i>\$3,369.58</i>	<i>(\$199.71)</i>	<i>0.00</i>
		52313				<i>Dental</i>								
		0000				<i>No Program</i>								
21000	3100	52313	0000	000		GADSDEN DIST OFFICE	\$25,000.00	\$0.00	\$25,000.00	\$3,178.46	\$8,772.41	\$3,946.34	\$12,281.25	0.00
21000	3100	52313	0000			<i>SUBTOTAL No Program</i>	<i>\$25,000.00</i>	<i>\$0.00</i>	<i>\$25,000.00</i>	<i>\$3,178.46</i>	<i>\$8,772.41</i>	<i>\$3,946.34</i>	<i>\$12,281.25</i>	<i>0.00</i>
21000	3100	52313				<i>SUBTOTAL Dental</i>	<i>\$25,000.00</i>	<i>\$0.00</i>	<i>\$25,000.00</i>	<i>\$3,178.46</i>	<i>\$8,772.41</i>	<i>\$3,946.34</i>	<i>\$12,281.25</i>	<i>0.00</i>
		52314				<i>Vision</i>								
		0000				<i>No Program</i>								
21000	3100	52314	0000	000		GADSDEN DIST OFFICE	\$5,500.00	\$0.00	\$5,500.00	\$599.02	\$1,652.02	\$756.56	\$3,091.42	0.00
21000	3100	52314	0000			<i>SUBTOTAL No Program</i>	<i>\$5,500.00</i>	<i>\$0.00</i>	<i>\$5,500.00</i>	<i>\$599.02</i>	<i>\$1,652.02</i>	<i>\$756.56</i>	<i>\$3,091.42</i>	<i>0.00</i>
21000	3100	52314				<i>SUBTOTAL Vision</i>	<i>\$5,500.00</i>	<i>\$0.00</i>	<i>\$5,500.00</i>	<i>\$599.02</i>	<i>\$1,652.02</i>	<i>\$756.56</i>	<i>\$3,091.42</i>	<i>0.00</i>
		52315				<i>Disability</i>								
		0000				<i>No Program</i>								
21000	3100	52315	0000	000		GADSDEN DIST OFFICE	\$5,500.00	\$0.00	\$5,500.00	\$785.30	\$2,203.20	\$922.92	\$2,373.88	0.00
21000	3100	52315	0000			<i>SUBTOTAL No Program</i>	<i>\$5,500.00</i>	<i>\$0.00</i>	<i>\$5,500.00</i>	<i>\$785.30</i>	<i>\$2,203.20</i>	<i>\$922.92</i>	<i>\$2,373.88</i>	<i>0.00</i>
21000	3100	52315				<i>SUBTOTAL Disability</i>	<i>\$5,500.00</i>	<i>\$0.00</i>	<i>\$5,500.00</i>	<i>\$785.30</i>	<i>\$2,203.20</i>	<i>\$922.92</i>	<i>\$2,373.88</i>	<i>0.00</i>
		52500				<i>Unemployment Compensation</i>								
		0000				<i>No Program</i>								
21000	3100	52500	0000	000		GADSDEN DIST OFFICE	\$3,500.00	\$0.00	\$3,500.00	\$611.46	\$1,720.37	\$700.97	\$1,078.66	0.00
21000	3100	52500	0000			<i>SUBTOTAL No Program</i>	<i>\$3,500.00</i>	<i>\$0.00</i>	<i>\$3,500.00</i>	<i>\$611.46</i>	<i>\$1,720.37</i>	<i>\$700.97</i>	<i>\$1,078.66</i>	<i>0.00</i>
21000	3100	52500				<i>SUBTOTAL Unemployment Compensation</i>	<i>\$3,500.00</i>	<i>\$0.00</i>	<i>\$3,500.00</i>	<i>\$611.46</i>	<i>\$1,720.37</i>	<i>\$700.97</i>	<i>\$1,078.66</i>	<i>0.00</i>
		52710				<i>Workers Compensation Premium</i>								
		0000				<i>No Program</i>								
21000	3100	52710	0000	000		GADSDEN DIST OFFICE	\$110,000.00	\$0.00	\$110,000.00	\$22,763.25	\$64,054.86	\$26,103.85	\$19,841.29	0.00
21000	3100	52710	0000			<i>SUBTOTAL No Program</i>	<i>\$110,000.00</i>	<i>\$0.00</i>	<i>\$110,000.00</i>	<i>\$22,763.25</i>	<i>\$64,054.86</i>	<i>\$26,103.85</i>	<i>\$19,841.29</i>	<i>0.00</i>
21000	3100	52710				<i>SUBTOTAL Workers Compensation Premium</i>	<i>\$110,000.00</i>	<i>\$0.00</i>	<i>\$110,000.00</i>	<i>\$22,763.25</i>	<i>\$64,054.86</i>	<i>\$26,103.85</i>	<i>\$19,841.29</i>	<i>0.00</i>
		52720				<i>Workers Compensation Employer's Fee</i>								
		0000				<i>No Program</i>								
21000	3100	52720	0000	000		GADSDEN DIST OFFICE	\$2,000.00	\$0.00	\$2,000.00	\$400.66	\$1,185.13	\$391.46	\$423.41	0.00
21000	3100	52720	0000			<i>SUBTOTAL No Program</i>	<i>\$2,000.00</i>	<i>\$0.00</i>	<i>\$2,000.00</i>	<i>\$400.66</i>	<i>\$1,185.13</i>	<i>\$391.46</i>	<i>\$423.41</i>	<i>0.00</i>
21000	3100	52720				<i>SUBTOTAL Workers Compensation Employer's Fee</i>	<i>\$2,000.00</i>	<i>\$0.00</i>	<i>\$2,000.00</i>	<i>\$400.66</i>	<i>\$1,185.13</i>	<i>\$391.46</i>	<i>\$423.41</i>	<i>0.00</i>

State of New Mexico
Public School Operating Budget - Actuals Expenditure Detail Report
Gadsden - Third Quarter (Jan - Mar) - Expenditure
Submitted

Fund	Func	Obj	Prg	Loc	Job	Description	Budget	Adjustments	Adjusted Budget	Current Period	YTD	Encumbrance	Budget Balance	FTE
			53330			Professional Development								
			0000			No Program								
21000	3100	53330	0000	000		GADSDEN DIST OFFICE	\$20,000.00	\$0.00	\$20,000.00	\$11,655.00	\$12,450.00	\$38,585.00	(\$31,035.00)	0.00
21000	3100	53330	0000			<i>SUBTOTAL No Program</i>	<i>\$20,000.00</i>	<i>\$0.00</i>	<i>\$20,000.00</i>	<i>\$11,655.00</i>	<i>\$12,450.00</i>	<i>\$38,585.00</i>	<i>(\$31,035.00)</i>	<i>0.00</i>
21000	3100	53330				<i>SUBTOTAL Professional Development</i>	<i>\$20,000.00</i>	<i>\$0.00</i>	<i>\$20,000.00</i>	<i>\$11,655.00</i>	<i>\$12,450.00</i>	<i>\$38,585.00</i>	<i>(\$31,035.00)</i>	<i>0.00</i>
			53414			Other Services								
			0000			No Program								
21000	3100	53414	0000	000		GADSDEN DIST OFFICE	\$80,000.00	\$0.00	\$80,000.00	\$13,213.85	\$55,538.34	\$31,353.27	(\$6,891.61)	0.00
21000	3100	53414	0000			<i>SUBTOTAL No Program</i>	<i>\$80,000.00</i>	<i>\$0.00</i>	<i>\$80,000.00</i>	<i>\$13,213.85</i>	<i>\$55,538.34</i>	<i>\$31,353.27</i>	<i>(\$6,891.61)</i>	<i>0.00</i>
21000	3100	53414				<i>SUBTOTAL Other Services</i>	<i>\$80,000.00</i>	<i>\$0.00</i>	<i>\$80,000.00</i>	<i>\$13,213.85</i>	<i>\$55,538.34</i>	<i>\$31,353.27</i>	<i>(\$6,891.61)</i>	<i>0.00</i>
			53711			Other Charges								
			0000			No Program								
21000	3100	53711	0000	000		GADSDEN DIST OFFICE	\$10,000.00	\$0.00	\$10,000.00	\$44.00	\$1,682.00	\$6,500.00	\$1,818.00	0.00
21000	3100	53711	0000			<i>SUBTOTAL No Program</i>	<i>\$10,000.00</i>	<i>\$0.00</i>	<i>\$10,000.00</i>	<i>\$44.00</i>	<i>\$1,682.00</i>	<i>\$6,500.00</i>	<i>\$1,818.00</i>	<i>0.00</i>
21000	3100	53711				<i>SUBTOTAL Other Charges</i>	<i>\$10,000.00</i>	<i>\$0.00</i>	<i>\$10,000.00</i>	<i>\$44.00</i>	<i>\$1,682.00</i>	<i>\$6,500.00</i>	<i>\$1,818.00</i>	<i>0.00</i>
			54311			Maintenance & Repair - Furniture/Fixtures/Equipment								
			0000			No Program								
21000	3100	54311	0000	000		GADSDEN DIST OFFICE	\$85,000.00	\$0.00	\$85,000.00	\$3,041.34	\$29,475.85	\$102,580.17	(\$47,056.02)	0.00
21000	3100	54311	0000			<i>SUBTOTAL No Program</i>	<i>\$85,000.00</i>	<i>\$0.00</i>	<i>\$85,000.00</i>	<i>\$3,041.34</i>	<i>\$29,475.85</i>	<i>\$102,580.17</i>	<i>(\$47,056.02)</i>	<i>0.00</i>
21000	3100	54311				<i>SUBTOTAL Maintenance & Repair - Furniture/Fixtures/Equipment</i>	<i>\$85,000.00</i>	<i>\$0.00</i>	<i>\$85,000.00</i>	<i>\$3,041.34</i>	<i>\$29,475.85</i>	<i>\$102,580.17</i>	<i>(\$47,056.02)</i>	<i>0.00</i>
			54312			Maintenance & Repair - Buildings and Grounds								
			0000			No Program								
21000	3100	54312	0000	000		GADSDEN DIST OFFICE	\$30,000.00	\$0.00	\$30,000.00	\$276.48	\$829.44	\$4,170.56	\$25,000.00	0.00
21000	3100	54312	0000			<i>SUBTOTAL No Program</i>	<i>\$30,000.00</i>	<i>\$0.00</i>	<i>\$30,000.00</i>	<i>\$276.48</i>	<i>\$829.44</i>	<i>\$4,170.56</i>	<i>\$25,000.00</i>	<i>0.00</i>
21000	3100	54312				<i>SUBTOTAL Maintenance & Repair - Buildings and Grounds</i>	<i>\$30,000.00</i>	<i>\$0.00</i>	<i>\$30,000.00</i>	<i>\$276.48</i>	<i>\$829.44</i>	<i>\$4,170.56</i>	<i>\$25,000.00</i>	<i>0.00</i>
			54313			Maintenance & Repair - Vehicles								
			0000			No Program								
21000	3100	54313	0000	000		GADSDEN DIST OFFICE	\$60,000.00	\$0.00	\$60,000.00	\$7,698.20	\$20,735.17	\$18,975.83	\$20,289.00	0.00
21000	3100	54313	0000			<i>SUBTOTAL No Program</i>	<i>\$60,000.00</i>	<i>\$0.00</i>	<i>\$60,000.00</i>	<i>\$7,698.20</i>	<i>\$20,735.17</i>	<i>\$18,975.83</i>	<i>\$20,289.00</i>	<i>0.00</i>
21000	3100	54313				<i>SUBTOTAL Maintenance & Repair - Vehicles</i>	<i>\$60,000.00</i>	<i>\$0.00</i>	<i>\$60,000.00</i>	<i>\$7,698.20</i>	<i>\$20,735.17</i>	<i>\$18,975.83</i>	<i>\$20,289.00</i>	<i>0.00</i>
			54411			Electricity								
			0000			No Program								
21000	3100	54411	0000	000		GADSDEN DIST OFFICE	\$125,000.00	\$0.00	\$125,000.00	\$0.00	\$0.00	\$0.00	\$125,000.00	0.00
21000	3100	54411	0000			<i>SUBTOTAL No Program</i>	<i>\$125,000.00</i>	<i>\$0.00</i>	<i>\$125,000.00</i>	<i>\$0.00</i>	<i>\$0.00</i>	<i>\$0.00</i>	<i>\$125,000.00</i>	<i>0.00</i>
21000	3100	54411				<i>SUBTOTAL Electricity</i>	<i>\$125,000.00</i>	<i>\$0.00</i>	<i>\$125,000.00</i>	<i>\$0.00</i>	<i>\$0.00</i>	<i>\$0.00</i>	<i>\$125,000.00</i>	<i>0.00</i>

State of New Mexico
Public School Operating Budget - Actuals Expenditure Detail Report
Gadsden - Third Quarter (Jan - Mar) - Expenditure
Submitted

Fund	Func	Obj	Prg	Loc	Job	Description	Budget	Adjustments	Adjusted Budget	Current Period	YTD	Encumbrance	Budget Balance	FTE
			54416			Communication Services								
			0000			No Program								
21000	3100	54416	0000	000		GADSDEN DIST OFFICE	\$75,000.00	\$0.00	\$75,000.00	\$9,806.33	\$32,503.41	\$26,344.74	\$16,151.85	0.00
21000	3100	54416	0000			<i>SUBTOTAL No Program</i>	<i>\$75,000.00</i>	<i>\$0.00</i>	<i>\$75,000.00</i>	<i>\$9,806.33</i>	<i>\$32,503.41</i>	<i>\$26,344.74</i>	<i>\$16,151.85</i>	<i>0.00</i>
21000	3100	54416				<i>SUBTOTAL</i>	<i>\$75,000.00</i>	<i>\$0.00</i>	<i>\$75,000.00</i>	<i>\$9,806.33</i>	<i>\$32,503.41</i>	<i>\$26,344.74</i>	<i>\$16,151.85</i>	<i>0.00</i>
						Communication Services								
			55813			Employee Travel - Non-Teachers								
			0000			No Program								
21000	3100	55813	0000	000		GADSDEN DIST OFFICE	\$20,000.00	\$0.00	\$20,000.00	\$5,848.05	\$14,425.69	\$2,039.64	\$3,534.67	0.00
21000	3100	55813	0000			<i>SUBTOTAL No Program</i>	<i>\$20,000.00</i>	<i>\$0.00</i>	<i>\$20,000.00</i>	<i>\$5,848.05</i>	<i>\$14,425.69</i>	<i>\$2,039.64</i>	<i>\$3,534.67</i>	<i>0.00</i>
21000	3100	55813				<i>SUBTOTAL Employee Travel - Non-Teachers</i>	<i>\$20,000.00</i>	<i>\$0.00</i>	<i>\$20,000.00</i>	<i>\$5,848.05</i>	<i>\$14,425.69</i>	<i>\$2,039.64</i>	<i>\$3,534.67</i>	<i>0.00</i>
						Other Contract Services								
			0000			No Program								
21000	3100	55915	0000	000		GADSDEN DIST OFFICE	\$10,000.00	\$0.00	\$10,000.00	\$0.00	\$0.00	\$0.00	\$10,000.00	0.00
21000	3100	55915	0000			<i>SUBTOTAL No Program</i>	<i>\$10,000.00</i>	<i>\$0.00</i>	<i>\$10,000.00</i>	<i>\$0.00</i>	<i>\$0.00</i>	<i>\$0.00</i>	<i>\$10,000.00</i>	<i>0.00</i>
21000	3100	55915				<i>SUBTOTAL Other Contract Services</i>	<i>\$10,000.00</i>	<i>\$0.00</i>	<i>\$10,000.00</i>	<i>\$0.00</i>	<i>\$0.00</i>	<i>\$0.00</i>	<i>\$10,000.00</i>	<i>0.00</i>
						Software								
			0000			No Program								
21000	3100	56113	0000	000		GADSDEN DIST OFFICE	\$30,000.00	\$0.00	\$30,000.00	\$0.00	\$0.00	\$0.00	\$30,000.00	0.00
21000	3100	56113	0000			<i>SUBTOTAL No Program</i>	<i>\$30,000.00</i>	<i>\$0.00</i>	<i>\$30,000.00</i>	<i>\$0.00</i>	<i>\$0.00</i>	<i>\$0.00</i>	<i>\$30,000.00</i>	<i>0.00</i>
21000	3100	56113				<i>SUBTOTAL Software</i>	<i>\$30,000.00</i>	<i>\$0.00</i>	<i>\$30,000.00</i>	<i>\$0.00</i>	<i>\$0.00</i>	<i>\$0.00</i>	<i>\$30,000.00</i>	<i>0.00</i>
						Food								
			0000			No Program								
21000	3100	56116	0000	000		GADSDEN DIST OFFICE	\$4,151,940.00	\$2,822,609.00	\$6,974,549.00	\$943,539.98	\$2,750,226.43	\$833,384.02	\$3,390,938.55	0.00
21000	3100	56116	0000			<i>SUBTOTAL No Program</i>	<i>\$4,151,940.00</i>	<i>\$2,822,609.00</i>	<i>\$6,974,549.00</i>	<i>\$943,539.98</i>	<i>\$2,750,226.43</i>	<i>\$833,384.02</i>	<i>\$3,390,938.55</i>	<i>0.00</i>
21000	3100	56116				<i>SUBTOTAL Food</i>	<i>\$4,151,940.00</i>	<i>\$2,822,609.00</i>	<i>\$6,974,549.00</i>	<i>\$943,539.98</i>	<i>\$2,750,226.43</i>	<i>\$833,384.02</i>	<i>\$3,390,938.55</i>	<i>0.00</i>
						Non-Food								
			0000			No Program								
21000	3100	56117	0000	000		GADSDEN DIST OFFICE	\$900,000.00	\$0.00	\$900,000.00	\$109,162.00	\$500,595.03	\$254,518.07	\$144,886.90	0.00
21000	3100	56117	0000			<i>SUBTOTAL No Program</i>	<i>\$900,000.00</i>	<i>\$0.00</i>	<i>\$900,000.00</i>	<i>\$109,162.00</i>	<i>\$500,595.03</i>	<i>\$254,518.07</i>	<i>\$144,886.90</i>	<i>0.00</i>
21000	3100	56117				<i>SUBTOTAL Non-Food</i>	<i>\$900,000.00</i>	<i>\$0.00</i>	<i>\$900,000.00</i>	<i>\$109,162.00</i>	<i>\$500,595.03</i>	<i>\$254,518.07</i>	<i>\$144,886.90</i>	<i>0.00</i>
						General Supplies and Materials								
			0000			No Program								
21000	3100	56118	0000	000		GADSDEN DIST OFFICE	\$700,000.00	\$0.00	\$700,000.00	\$11,318.79	\$109,801.65	\$230,712.27	\$359,486.08	0.00
21000	3100	56118	0000			<i>SUBTOTAL No Program</i>	<i>\$700,000.00</i>	<i>\$0.00</i>	<i>\$700,000.00</i>	<i>\$11,318.79</i>	<i>\$109,801.65</i>	<i>\$230,712.27</i>	<i>\$359,486.08</i>	<i>0.00</i>
21000	3100	56118				<i>SUBTOTAL General Supplies and Materials</i>	<i>\$700,000.00</i>	<i>\$0.00</i>	<i>\$700,000.00</i>	<i>\$11,318.79</i>	<i>\$109,801.65</i>	<i>\$230,712.27</i>	<i>\$359,486.08</i>	<i>0.00</i>
						Vehicles General								
			0000			No Program								
21000	3100	57311	0000	000		GADSDEN DIST OFFICE	\$100,000.00	\$0.00	\$100,000.00	\$0.00	\$0.00	\$0.00	\$100,000.00	0.00
21000	3100	57311	0000			<i>SUBTOTAL No Program</i>	<i>\$100,000.00</i>	<i>\$0.00</i>	<i>\$100,000.00</i>	<i>\$0.00</i>	<i>\$0.00</i>	<i>\$0.00</i>	<i>\$100,000.00</i>	<i>0.00</i>

State of New Mexico
Public School Operating Budget - Actuals Expenditure Detail Report
Gadsden - Third Quarter (Jan - Mar) - Expenditure
Submitted

Fund	Func	Obj	Prg	Loc	Job	Description	Budget	Adjustments	Adjusted Budget	Current Period	YTD	Encumbrance	Budget Balance	FTE	
21000	3100	57311				<i>SUBTOTAL Vehicles</i>	<i>\$100,000.00</i>	<i>\$0.00</i>	<i>\$100,000.00</i>	<i>\$0.00</i>		<i>\$0.00</i>	<i>\$0.00</i>	<i>\$100,000.00</i>	<i>0.00</i>
						<i>General</i>									
			57331			<i>Fixed Assets (more than \$5,000)</i>									
				0000		<i>No Program</i>									
21000	3100	57331	0000	000		GADSDEN DIST OFFICE	\$200,000.00	\$0.00	\$200,000.00	\$49,653.80	\$49,653.80	\$0.00	\$150,346.20	0.00	
21000	3100	57331	0000			<i>SUBTOTAL No Program</i>	<i>\$200,000.00</i>	<i>\$0.00</i>	<i>\$200,000.00</i>	<i>\$49,653.80</i>	<i>\$49,653.80</i>	<i>\$0.00</i>	<i>\$150,346.20</i>	<i>0.00</i>	
21000	3100	57331				<i>SUBTOTAL Fixed Assets (more than \$5,000)</i>	<i>\$200,000.00</i>	<i>\$0.00</i>	<i>\$200,000.00</i>	<i>\$49,653.80</i>	<i>\$49,653.80</i>	<i>\$0.00</i>	<i>\$150,346.20</i>	<i>0.00</i>	
			57332			<i>Supply Assets (\$5,000 or less)</i>									
				0000		<i>No Program</i>									
21000	3100	57332	0000	000		GADSDEN DIST OFFICE	\$150,000.00	\$0.00	\$150,000.00	\$7,659.95	\$32,037.85	\$79,866.72	\$38,095.43	0.00	
21000	3100	57332	0000			<i>SUBTOTAL No Program</i>	<i>\$150,000.00</i>	<i>\$0.00</i>	<i>\$150,000.00</i>	<i>\$7,659.95</i>	<i>\$32,037.85</i>	<i>\$79,866.72</i>	<i>\$38,095.43</i>	<i>0.00</i>	
21000	3100	57332				<i>SUBTOTAL Supply Assets (\$5,000 or less)</i>	<i>\$150,000.00</i>	<i>\$0.00</i>	<i>\$150,000.00</i>	<i>\$7,659.95</i>	<i>\$32,037.85</i>	<i>\$79,866.72</i>	<i>\$38,095.43</i>	<i>0.00</i>	
21000	3100					<i>SUBTOTAL Food</i>	<i>\$11,806,440.00</i>	<i>\$3,077,009.00</i>	<i>\$14,883,449.00</i>	<i>\$2,285,875.90</i>	<i>\$6,745,945.52</i>	<i>\$2,938,206.20</i>	<i>\$5,199,297.28</i>	<i>246.80</i>	
21000	3000					<i>Services Operations</i>									
21000	3000					<i>SUBTOTAL</i>	<i>\$11,806,440.00</i>	<i>\$3,077,009.00</i>	<i>\$14,883,449.00</i>	<i>\$2,285,875.90</i>	<i>\$6,745,945.52</i>	<i>\$2,938,206.20</i>	<i>\$5,199,297.28</i>	<i>246.80</i>	
						<i>Operation of Non-Instructional Services</i>									
2100	0					<i>TOTAL Food</i>	<i>\$11,806,440.00</i>	<i>\$3,077,009.00</i>	<i>\$14,883,449.00</i>	<i>\$2,285,875.90</i>	<i>\$6,745,945.52</i>	<i>\$2,938,206.20</i>	<i>\$5,199,297.28</i>	<i>246.80</i>	
22000						<i>Services</i>									
			1000			<i>Athletics</i>									
				51300		<i>Instruction</i>									
				9000		<i>Additional Compensation</i>									
					000	<i>Co-Curricular and Extra-Curricular Activities</i>									
						<i>GADSDEN DIST OFFICE</i>									
22000	1000	51300	9000	000	1618	Athletics Salaries	\$13,000.00	\$0.00	\$13,000.00	\$0.00	\$0.00	\$0.00	\$13,000.00	0.00	
22000	1000	51300	9000	000		<i>SUBTOTAL GADSDEN DIST OFFICE</i>	<i>\$13,000.00</i>	<i>\$0.00</i>	<i>\$13,000.00</i>	<i>\$0.00</i>	<i>\$0.00</i>	<i>\$0.00</i>	<i>\$13,000.00</i>	<i>0.00</i>	
22000	1000	51300	9000			<i>SUBTOTAL Co-Curricular and Extra-Curricular Activities</i>	<i>\$13,000.00</i>	<i>\$0.00</i>	<i>\$13,000.00</i>	<i>\$0.00</i>	<i>\$0.00</i>	<i>\$0.00</i>	<i>\$13,000.00</i>	<i>0.00</i>	
22000	1000	51300				<i>SUBTOTAL Additional Compensation</i>	<i>\$13,000.00</i>	<i>\$0.00</i>	<i>\$13,000.00</i>	<i>\$0.00</i>	<i>\$0.00</i>	<i>\$0.00</i>	<i>\$13,000.00</i>	<i>0.00</i>	
			52111			<i>Educational Retirement</i>									
				0000		<i>No Program</i>									
22000	1000	52111	0000	000		GADSDEN DIST OFFICE	\$1,840.00	\$0.00	\$1,840.00	\$0.00	\$0.00	\$0.00	\$1,840.00	0.00	
22000	1000	52111	0000			<i>SUBTOTAL No Program</i>	<i>\$1,840.00</i>	<i>\$0.00</i>	<i>\$1,840.00</i>	<i>\$0.00</i>	<i>\$0.00</i>	<i>\$0.00</i>	<i>\$1,840.00</i>	<i>0.00</i>	
22000	1000	52111				<i>SUBTOTAL Educational Retirement</i>	<i>\$1,840.00</i>	<i>\$0.00</i>	<i>\$1,840.00</i>	<i>\$0.00</i>	<i>\$0.00</i>	<i>\$0.00</i>	<i>\$1,840.00</i>	<i>0.00</i>	
			52112			<i>ERA - Retiree Health</i>									
				0000		<i>No Program</i>									
22000	1000	52112	0000	000		GADSDEN DIST OFFICE	\$260.00	\$0.00	\$260.00	\$0.00	\$0.00	\$0.00	\$260.00	0.00	
22000	1000	52112	0000			<i>SUBTOTAL No Program</i>	<i>\$260.00</i>	<i>\$0.00</i>	<i>\$260.00</i>	<i>\$0.00</i>	<i>\$0.00</i>	<i>\$0.00</i>	<i>\$260.00</i>	<i>0.00</i>	

State of New Mexico
Public School Operating Budget - Actuals Expenditure Detail Report
Gadsden - Third Quarter (Jan - Mar) - Expenditure
Submitted

Fund	Func	Obj	Prg	Loc	Job	Description	Budget	Adjustments	Adjusted Budget	Current Period	YTD	Encumbrance	Budget Balance	FTE	
22000	1000	52112				<i>SUBTOTAL ERA - Retiree Health</i>	<i>\$260.00</i>	<i>\$0.00</i>	<i>\$260.00</i>	<i>\$0.00</i>		<i>\$0.00</i>	<i>\$0.00</i>	<i>\$260.00</i>	<i>0.00</i>
		52210				FICA Payments									
		0000				No Program									
22000	1000	52210	0000	000		GADSDEN DIST OFFICE	\$806.00	\$0.00	\$806.00	\$0.00	\$0.00	\$0.00	\$806.00	0.00	
22000	1000	52210	0000			<i>SUBTOTAL No Program</i>	<i>\$806.00</i>	<i>\$0.00</i>	<i>\$806.00</i>	<i>\$0.00</i>	<i>\$0.00</i>	<i>\$0.00</i>	<i>\$806.00</i>	<i>0.00</i>	
22000	1000	52210				<i>SUBTOTAL FICA Payments</i>	<i>\$806.00</i>	<i>\$0.00</i>	<i>\$806.00</i>	<i>\$0.00</i>	<i>\$0.00</i>	<i>\$0.00</i>	<i>\$806.00</i>	<i>0.00</i>	
		52220				Medicare Payments									
		0000				No Program									
22000	1000	52220	0000	000		GADSDEN DIST OFFICE	\$188.00	\$0.00	\$188.00	\$0.00	\$0.00	\$0.00	\$188.00	0.00	
22000	1000	52220	0000			<i>SUBTOTAL No Program</i>	<i>\$188.00</i>	<i>\$0.00</i>	<i>\$188.00</i>	<i>\$0.00</i>	<i>\$0.00</i>	<i>\$0.00</i>	<i>\$188.00</i>	<i>0.00</i>	
22000	1000	52220				<i>SUBTOTAL Medicare Payments</i>	<i>\$188.00</i>	<i>\$0.00</i>	<i>\$188.00</i>	<i>\$0.00</i>	<i>\$0.00</i>	<i>\$0.00</i>	<i>\$188.00</i>	<i>0.00</i>	
		52311				Health and Medical Premiums									
		0000				No Program									
22000	1000	52311	0000	000		GADSDEN DIST OFFICE	\$1,475.00	\$0.00	\$1,475.00	\$0.00	\$0.00	\$0.00	\$1,475.00	0.00	
22000	1000	52311	0000			<i>SUBTOTAL No Program</i>	<i>\$1,475.00</i>	<i>\$0.00</i>	<i>\$1,475.00</i>	<i>\$0.00</i>	<i>\$0.00</i>	<i>\$0.00</i>	<i>\$1,475.00</i>	<i>0.00</i>	
22000	1000	52311				<i>SUBTOTAL Health and Medical Premiums</i>	<i>\$1,475.00</i>	<i>\$0.00</i>	<i>\$1,475.00</i>	<i>\$0.00</i>	<i>\$0.00</i>	<i>\$0.00</i>	<i>\$1,475.00</i>	<i>0.00</i>	
		52312				Life									
		0000				No Program									
22000	1000	52312	0000	000		GADSDEN DIST OFFICE	\$20.00	\$0.00	\$20.00	\$0.00	\$0.00	\$0.00	\$20.00	0.00	
22000	1000	52312	0000			<i>SUBTOTAL No Program</i>	<i>\$20.00</i>	<i>\$0.00</i>	<i>\$20.00</i>	<i>\$0.00</i>	<i>\$0.00</i>	<i>\$0.00</i>	<i>\$20.00</i>	<i>0.00</i>	
22000	1000	52312				<i>SUBTOTAL Life</i>	<i>\$20.00</i>	<i>\$0.00</i>	<i>\$20.00</i>	<i>\$0.00</i>	<i>\$0.00</i>	<i>\$0.00</i>	<i>\$20.00</i>	<i>0.00</i>	
		52313				Dental									
		0000				No Program									
22000	1000	52313	0000	000		GADSDEN DIST OFFICE	\$84.00	\$0.00	\$84.00	\$0.00	\$0.00	\$0.00	\$84.00	0.00	
22000	1000	52313	0000			<i>SUBTOTAL No Program</i>	<i>\$84.00</i>	<i>\$0.00</i>	<i>\$84.00</i>	<i>\$0.00</i>	<i>\$0.00</i>	<i>\$0.00</i>	<i>\$84.00</i>	<i>0.00</i>	
22000	1000	52313				<i>SUBTOTAL Dental</i>	<i>\$84.00</i>	<i>\$0.00</i>	<i>\$84.00</i>	<i>\$0.00</i>	<i>\$0.00</i>	<i>\$0.00</i>	<i>\$84.00</i>	<i>0.00</i>	
		52314				Vision									
		0000				No Program									
22000	1000	52314	0000	000		GADSDEN DIST OFFICE	\$13.00	\$0.00	\$13.00	\$0.00	\$0.00	\$0.00	\$13.00	0.00	
22000	1000	52314	0000			<i>SUBTOTAL No Program</i>	<i>\$13.00</i>	<i>\$0.00</i>	<i>\$13.00</i>	<i>\$0.00</i>	<i>\$0.00</i>	<i>\$0.00</i>	<i>\$13.00</i>	<i>0.00</i>	
22000	1000	52314				<i>SUBTOTAL Vision</i>	<i>\$13.00</i>	<i>\$0.00</i>	<i>\$13.00</i>	<i>\$0.00</i>	<i>\$0.00</i>	<i>\$0.00</i>	<i>\$13.00</i>	<i>0.00</i>	
		52315				Disability									
		0000				No Program									
22000	1000	52315	0000	000		GADSDEN DIST OFFICE	\$12.00	\$0.00	\$12.00	\$0.00	\$0.00	\$0.00	\$12.00	0.00	
22000	1000	52315	0000			<i>SUBTOTAL No Program</i>	<i>\$12.00</i>	<i>\$0.00</i>	<i>\$12.00</i>	<i>\$0.00</i>	<i>\$0.00</i>	<i>\$0.00</i>	<i>\$12.00</i>	<i>0.00</i>	
22000	1000	52315				<i>SUBTOTAL Disability</i>	<i>\$12.00</i>	<i>\$0.00</i>	<i>\$12.00</i>	<i>\$0.00</i>	<i>\$0.00</i>	<i>\$0.00</i>	<i>\$12.00</i>	<i>0.00</i>	
		52500				Unemployment Compensation									
		0000				No Program									
22000	1000	52500	0000	000		GADSDEN DIST OFFICE	\$7.00	\$0.00	\$7.00	\$0.00	\$0.00	\$0.00	\$7.00	0.00	

State of New Mexico
Public School Operating Budget - Actuals Expenditure Detail Report
Gadsden - Third Quarter (Jan - Mar) - Expenditure
Submitted

Fund	Func	Obj	Prg	Loc	Job	Description	Budget	Adjustments	Adjusted Budget	Current Period	YTD	Encumbrance	Budget Balance	FTE	
22000	1000	52500	0000			<i>SUBTOTAL No Program</i>	\$7.00	\$0.00	\$7.00	\$0.00		\$0.00	\$0.00	\$7.00	0.00
22000	1000	52500				<i>SUBTOTAL Unemployment Compensation</i>	\$7.00	\$0.00	\$7.00	\$0.00		\$0.00	\$0.00	\$7.00	0.00
		52710				Workers Compensation Premium									
		0000				No Program									
22000	1000	52710	0000	000		GADSDEN DIST OFFICE	\$275.00	\$0.00	\$275.00	\$0.00		\$0.00	\$0.00	\$275.00	0.00
22000	1000	52710	0000			<i>SUBTOTAL No Program</i>	\$275.00	\$0.00	\$275.00	\$0.00		\$0.00	\$0.00	\$275.00	0.00
22000	1000	52710				<i>SUBTOTAL Workers Compensation Premium</i>	\$275.00	\$0.00	\$275.00	\$0.00		\$0.00	\$0.00	\$275.00	0.00
		52720				Workers Compensation Employer's Fee									
		0000				No Program									
22000	1000	52720	0000	000		GADSDEN DIST OFFICE	\$3.00	\$0.00	\$3.00	\$0.00		\$0.00	\$0.00	\$3.00	0.00
22000	1000	52720	0000			<i>SUBTOTAL No Program</i>	\$3.00	\$0.00	\$3.00	\$0.00		\$0.00	\$0.00	\$3.00	0.00
22000	1000	52720				<i>SUBTOTAL Workers Compensation Employer's Fee</i>	\$3.00	\$0.00	\$3.00	\$0.00		\$0.00	\$0.00	\$3.00	0.00
		53330				Professional Development									
		9000				Co-Curricular and Extra-Curricular Activities									
22000	1000	53330	9000	000		GADSDEN DIST OFFICE	\$10,500.00	\$0.00	\$10,500.00	\$0.00		\$0.00	\$0.00	\$10,500.00	0.00
22000	1000	53330	9000			<i>SUBTOTAL Co-Curricular and Extra-Curricular Activities</i>	\$10,500.00	\$0.00	\$10,500.00	\$0.00		\$0.00	\$0.00	\$10,500.00	0.00
22000	1000	53330				<i>SUBTOTAL Professional Development</i>	\$10,500.00	\$0.00	\$10,500.00	\$0.00		\$0.00	\$0.00	\$10,500.00	0.00
		53711				Other Charges									
		9000				Co-Curricular and Extra-Curricular Activities									
22000	1000	53711	9000	000		GADSDEN DIST OFFICE	\$15,000.00	\$0.00	\$15,000.00	\$100.00		\$100.00	\$0.00	\$14,900.00	0.00
22000	1000	53711	9000			<i>SUBTOTAL Co-Curricular and Extra-Curricular Activities</i>	\$15,000.00	\$0.00	\$15,000.00	\$100.00		\$100.00	\$0.00	\$14,900.00	0.00
22000	1000	53711				<i>SUBTOTAL Other Charges</i>	\$15,000.00	\$0.00	\$15,000.00	\$100.00		\$100.00	\$0.00	\$14,900.00	0.00
		54311				Maintenance & Repair - Furniture/Fixtures/Equipment									
		9000				Co-Curricular and Extra-Curricular Activities									
22000	1000	54311	9000	000		GADSDEN DIST OFFICE	\$27,893.00	\$0.00	\$27,893.00	\$0.00		\$0.00	\$0.00	\$27,893.00	0.00
22000	1000	54311	9000			<i>SUBTOTAL Co-Curricular and Extra-Curricular Activities</i>	\$27,893.00	\$0.00	\$27,893.00	\$0.00		\$0.00	\$0.00	\$27,893.00	0.00
22000	1000	54311				<i>SUBTOTAL Maintenance & Repair - Furniture/Fixtures/Equipment</i>	\$27,893.00	\$0.00	\$27,893.00	\$0.00		\$0.00	\$0.00	\$27,893.00	0.00
		55813				Employee Travel - Non-Teachers									

**State of New Mexico
Public School Operating Budget - Actuals Expenditure Detail Report
Gadsden - Third Quarter (Jan - Mar) - Expenditure
Submitted**

Fund	Func	Obj	Prg	Loc	Job	Description	Budget	Adjustments	Adjusted Budget	Current Period	YTD	Encumbrance	Budget Balance	FTE
			9000			Co-Curricular and Extra-Curricular Activities								
22000	1000	55813	9000	000		GADSDEN DIST OFFICE	\$32,500.00	\$0.00	\$32,500.00	\$0.00	\$0.00	\$0.00	\$32,500.00	0.00
22000	1000	55813	9000			SUBTOTAL Co-Curricular and Extra-Curricular Activities	\$32,500.00	\$0.00	\$32,500.00	\$0.00	\$0.00	\$0.00	\$32,500.00	0.00
						Student Travel								
22000	1000	55813				Employee Travel - Non-Teachers	\$32,500.00	\$0.00	\$32,500.00	\$0.00	\$0.00	\$0.00	\$32,500.00	0.00
						Student Travel								
			9000			Co-Curricular and Extra-Curricular Activities								
22000	1000	55817	9000	000		GADSDEN DIST OFFICE	\$380,720.00	\$0.00	\$380,720.00	\$0.00	\$1,754.90	\$0.00	\$378,965.10	0.00
22000	1000	55817	9000			SUBTOTAL Co-Curricular and Extra-Curricular Activities	\$380,720.00	\$0.00	\$380,720.00	\$0.00	\$1,754.90	\$0.00	\$378,965.10	0.00
						Student Travel								
22000	1000	55817				Student Travel	\$380,720.00	\$0.00	\$380,720.00	\$0.00	\$1,754.90	\$0.00	\$378,965.10	0.00
						Other Contract Services								
			9000			Co-Curricular and Extra-Curricular Activities								
22000	1000	55915	9000	000		GADSDEN DIST OFFICE	\$2,350.00	\$0.00	\$2,350.00	\$0.00	\$0.00	\$0.00	\$2,350.00	0.00
22000	1000	55915	9000			SUBTOTAL Co-Curricular and Extra-Curricular Activities	\$2,350.00	\$0.00	\$2,350.00	\$0.00	\$0.00	\$0.00	\$2,350.00	0.00
						Other Contract Services								
22000	1000	55915				Other Contract Services	\$2,350.00	\$0.00	\$2,350.00	\$0.00	\$0.00	\$0.00	\$2,350.00	0.00
						General Supplies and Materials								
			9000			Co-Curricular and Extra-Curricular Activities								
22000	1000	56118	9000	000		GADSDEN DIST OFFICE	\$577,422.00	\$47,973.00	\$625,395.00	\$0.00	\$0.00	\$505.11	\$624,889.89	0.00
22000	1000	56118	9000			SUBTOTAL Co-Curricular and Extra-Curricular Activities	\$577,422.00	\$47,973.00	\$625,395.00	\$0.00	\$0.00	\$505.11	\$624,889.89	0.00
						General Supplies and Materials								
22000	1000	56118				General Supplies and Materials	\$577,422.00	\$47,973.00	\$625,395.00	\$0.00	\$0.00	\$505.11	\$624,889.89	0.00
						Supply Assets (\$5,000 or less)								
			9000			Co-Curricular and Extra-Curricular Activities								
22000	1000	57332	9000	000		GADSDEN DIST OFFICE	\$25,000.00	\$0.00	\$25,000.00	\$0.00	\$0.00	\$0.00	\$25,000.00	0.00
22000	1000	57332	9000			SUBTOTAL Co-Curricular and Extra-Curricular Activities	\$25,000.00	\$0.00	\$25,000.00	\$0.00	\$0.00	\$0.00	\$25,000.00	0.00
						Supply Assets (\$5,000 or less)								
22000	1000	57332				Supply Assets (\$5,000 or less)	\$25,000.00	\$0.00	\$25,000.00	\$0.00	\$0.00	\$0.00	\$25,000.00	0.00
22000	1000					SUBTOTAL Instruction	\$1,089,368.00	\$47,973.00	\$1,137,341.00	\$100.00	\$1,854.90	\$505.11	\$1,134,980.99	0.00
2200						TOTAL Athletics	\$1,089,368.00	\$47,973.00	\$1,137,341.00	\$100.00	\$1,854.90	\$505.11	\$1,134,980.99	0.00
23000						Non-Instructional Support								
						Instruction								
						Instruction								

State of New Mexico
Public School Operating Budget - Actuals Expenditure Detail Report
Gadsden - Third Quarter (Jan - Mar) - Expenditure
Submitted

Fund	Func	Obj	Prg	Loc	Job	Description	Budget	Adjustments	Adjusted Budget	Current Period	YTD	Encumbrance	Budget Balance	FTE
		51200				Overtime Expense								
			9000			Co-Curricular and Extra-Curricular Activities								
				000		GADSDEN DIST OFFICE								
23000	1000	51200	9000	000	1624	Activities Salary	\$1,000.00	\$0.00	\$1,000.00	\$0.00	\$302.52	\$0.00	\$697.48	0.00
<i>23000</i>	<i>1000</i>	<i>51200</i>	<i>9000</i>	<i>000</i>		<i>SUBTOTAL GADSDEN DIST OFFICE</i>	<i>\$1,000.00</i>	<i>\$0.00</i>	<i>\$1,000.00</i>	<i>\$0.00</i>	<i>\$302.52</i>	<i>\$0.00</i>	<i>\$697.48</i>	<i>0.00</i>
<i>23000</i>	<i>1000</i>	<i>51200</i>	<i>9000</i>			<i>SUBTOTAL Co-Curricular and Extra-Curricular Activities</i>	<i>\$1,000.00</i>	<i>\$0.00</i>	<i>\$1,000.00</i>	<i>\$0.00</i>	<i>\$302.52</i>	<i>\$0.00</i>	<i>\$697.48</i>	<i>0.00</i>
<i>23000</i>	<i>1000</i>	<i>51200</i>				<i>SUBTOTAL Overtime Expense</i>	<i>\$1,000.00</i>	<i>\$0.00</i>	<i>\$1,000.00</i>	<i>\$0.00</i>	<i>\$302.52</i>	<i>\$0.00</i>	<i>\$697.48</i>	<i>0.00</i>
		51300				Additional Compensation								
			9000			Co-Curricular and Extra-Curricular Activities								
				000		GADSDEN DIST OFFICE								
23000	1000	51300	9000	000	1624	Activities Salary	\$20,000.00	\$0.00	\$20,000.00	\$44.64	\$311.66	\$0.00	\$19,688.34	0.00
<i>23000</i>	<i>1000</i>	<i>51300</i>	<i>9000</i>	<i>000</i>		<i>SUBTOTAL GADSDEN DIST OFFICE</i>	<i>\$20,000.00</i>	<i>\$0.00</i>	<i>\$20,000.00</i>	<i>\$44.64</i>	<i>\$311.66</i>	<i>\$0.00</i>	<i>\$19,688.34</i>	<i>0.00</i>
<i>23000</i>	<i>1000</i>	<i>51300</i>	<i>9000</i>			<i>SUBTOTAL Co-Curricular and Extra-Curricular Activities</i>	<i>\$20,000.00</i>	<i>\$0.00</i>	<i>\$20,000.00</i>	<i>\$44.64</i>	<i>\$311.66</i>	<i>\$0.00</i>	<i>\$19,688.34</i>	<i>0.00</i>
<i>23000</i>	<i>1000</i>	<i>51300</i>				<i>SUBTOTAL Additional Compensation</i>	<i>\$20,000.00</i>	<i>\$0.00</i>	<i>\$20,000.00</i>	<i>\$44.64</i>	<i>\$311.66</i>	<i>\$0.00</i>	<i>\$19,688.34</i>	<i>0.00</i>
		52111				Educational Retirement								
			0000			No Program								
23000	1000	52111	0000	000		GADSDEN DIST OFFICE	\$8,000.00	\$0.00	\$8,000.00	\$6.76	\$98.27	\$0.00	\$7,901.73	0.00
<i>23000</i>	<i>1000</i>	<i>52111</i>	<i>0000</i>			<i>SUBTOTAL No Program</i>	<i>\$8,000.00</i>	<i>\$0.00</i>	<i>\$8,000.00</i>	<i>\$6.76</i>	<i>\$98.27</i>	<i>\$0.00</i>	<i>\$7,901.73</i>	<i>0.00</i>
<i>23000</i>	<i>1000</i>	<i>52111</i>				<i>SUBTOTAL Educational Retirement</i>	<i>\$8,000.00</i>	<i>\$0.00</i>	<i>\$8,000.00</i>	<i>\$6.76</i>	<i>\$98.27</i>	<i>\$0.00</i>	<i>\$7,901.73</i>	<i>0.00</i>
		52112				ERA - Retiree Health								
			0000			No Program								
23000	1000	52112	0000	000		GADSDEN DIST OFFICE	\$8,000.00	\$0.00	\$8,000.00	\$0.89	\$12.96	\$0.00	\$7,987.04	0.00
<i>23000</i>	<i>1000</i>	<i>52112</i>	<i>0000</i>			<i>SUBTOTAL No Program</i>	<i>\$8,000.00</i>	<i>\$0.00</i>	<i>\$8,000.00</i>	<i>\$0.89</i>	<i>\$12.96</i>	<i>\$0.00</i>	<i>\$7,987.04</i>	<i>0.00</i>
<i>23000</i>	<i>1000</i>	<i>52112</i>				<i>SUBTOTAL ERA - Retiree Health</i>	<i>\$8,000.00</i>	<i>\$0.00</i>	<i>\$8,000.00</i>	<i>\$0.89</i>	<i>\$12.96</i>	<i>\$0.00</i>	<i>\$7,987.04</i>	<i>0.00</i>
		52210				FICA Payments								
			0000			No Program								
23000	1000	52210	0000	000		GADSDEN DIST OFFICE	\$8,000.00	\$0.00	\$8,000.00	\$2.45	\$37.11	\$0.00	\$7,962.89	0.00
<i>23000</i>	<i>1000</i>	<i>52210</i>	<i>0000</i>			<i>SUBTOTAL No Program</i>	<i>\$8,000.00</i>	<i>\$0.00</i>	<i>\$8,000.00</i>	<i>\$2.45</i>	<i>\$37.11</i>	<i>\$0.00</i>	<i>\$7,962.89</i>	<i>0.00</i>
<i>23000</i>	<i>1000</i>	<i>52210</i>				<i>SUBTOTAL FICA Payments</i>	<i>\$8,000.00</i>	<i>\$0.00</i>	<i>\$8,000.00</i>	<i>\$2.45</i>	<i>\$37.11</i>	<i>\$0.00</i>	<i>\$7,962.89</i>	<i>0.00</i>
		52220				Medicare Payments								
			0000			No Program								
23000	1000	52220	0000	000		GADSDEN DIST OFFICE	\$8,000.00	\$0.00	\$8,000.00	\$0.57	\$8.66	\$0.00	\$7,991.34	0.00
<i>23000</i>	<i>1000</i>	<i>52220</i>	<i>0000</i>			<i>SUBTOTAL No Program</i>	<i>\$8,000.00</i>	<i>\$0.00</i>	<i>\$8,000.00</i>	<i>\$0.57</i>	<i>\$8.66</i>	<i>\$0.00</i>	<i>\$7,991.34</i>	<i>0.00</i>
<i>23000</i>	<i>1000</i>	<i>52220</i>				<i>SUBTOTAL Medicare Payments</i>	<i>\$8,000.00</i>	<i>\$0.00</i>	<i>\$8,000.00</i>	<i>\$0.57</i>	<i>\$8.66</i>	<i>\$0.00</i>	<i>\$7,991.34</i>	<i>0.00</i>

State of New Mexico
Public School Operating Budget - Actuals Expenditure Detail Report
Gadsden - Third Quarter (Jan - Mar) - Expenditure
Submitted

Fund	Func	Obj	Prg	Loc	Job	Description	Budget	Adjustments	Adjusted Budget	Current Period	YTD	Encumbrance	Budget Balance	FTE
			52500			Unemployment Compensation No Program								
23000	1000	52500	0000	000		GADSDEN DIST OFFICE	\$0.00	\$0.00	\$0.00	\$0.03	\$0.51	\$0.00	(\$0.51)	0.00
23000	1000	52500	0000			<i>SUBTOTAL No Program</i>	<i>\$0.00</i>	<i>\$0.00</i>	<i>\$0.00</i>	<i>\$0.03</i>	<i>\$0.51</i>	<i>\$0.00</i>	<i>(\$0.51)</i>	<i>0.00</i>
23000	1000	52500				<i>SUBTOTAL Unemployment Compensation</i>	<i>\$0.00</i>	<i>\$0.00</i>	<i>\$0.00</i>	<i>\$0.03</i>	<i>\$0.51</i>	<i>\$0.00</i>	<i>(\$0.51)</i>	<i>0.00</i>
			52710			Workers Compensation Premium No Program								
23000	1000	52710	0000	000		GADSDEN DIST OFFICE	\$0.00	\$0.00	\$0.00	\$1.23	\$17.90	\$0.00	(\$17.90)	0.00
23000	1000	52710	0000			<i>SUBTOTAL No Program</i>	<i>\$0.00</i>	<i>\$0.00</i>	<i>\$0.00</i>	<i>\$1.23</i>	<i>\$17.90</i>	<i>\$0.00</i>	<i>(\$17.90)</i>	<i>0.00</i>
23000	1000	52710				<i>SUBTOTAL Workers Compensation Premium</i>	<i>\$0.00</i>	<i>\$0.00</i>	<i>\$0.00</i>	<i>\$1.23</i>	<i>\$17.90</i>	<i>\$0.00</i>	<i>(\$17.90)</i>	<i>0.00</i>
			53330			Professional Development Co-Curricular and Extra-Curricular Activities								
23000	1000	53330	9000	000		GADSDEN DIST OFFICE	\$10,000.00	\$0.00	\$10,000.00	\$0.00	\$1,146.52	\$0.00	\$8,853.48	0.00
23000	1000	53330	9000			<i>SUBTOTAL Co-Curricular and Extra-Curricular Activities</i>	<i>\$10,000.00</i>	<i>\$0.00</i>	<i>\$10,000.00</i>	<i>\$0.00</i>	<i>\$1,146.52</i>	<i>\$0.00</i>	<i>\$8,853.48</i>	<i>0.00</i>
23000	1000	53330				<i>SUBTOTAL Professional Development</i>	<i>\$10,000.00</i>	<i>\$0.00</i>	<i>\$10,000.00</i>	<i>\$0.00</i>	<i>\$1,146.52</i>	<i>\$0.00</i>	<i>\$8,853.48</i>	<i>0.00</i>
			53711			Other Charges No Program								
23000	1000	53711	0000	000		GADSDEN DIST OFFICE	\$0.00	\$0.00	\$0.00	\$1,630.50	\$1,630.50	\$0.00	(\$1,630.50)	0.00
23000	1000	53711	0000			<i>SUBTOTAL No Program</i>	<i>\$0.00</i>	<i>\$0.00</i>	<i>\$0.00</i>	<i>\$1,630.50</i>	<i>\$1,630.50</i>	<i>\$0.00</i>	<i>(\$1,630.50)</i>	<i>0.00</i>
			9000			Co-Curricular and Extra-Curricular Activities								
23000	1000	53711	9000	000		GADSDEN DIST OFFICE	\$60,000.00	\$0.00	\$60,000.00	\$3,671.96	\$9,970.86	\$10,999.75	\$39,029.39	0.00
23000	1000	53711	9000			<i>SUBTOTAL Co-Curricular and Extra-Curricular Activities</i>	<i>\$60,000.00</i>	<i>\$0.00</i>	<i>\$60,000.00</i>	<i>\$3,671.96</i>	<i>\$9,970.86</i>	<i>\$10,999.75</i>	<i>\$39,029.39</i>	<i>0.00</i>
23000	1000	53711				<i>SUBTOTAL Other Charges</i>	<i>\$60,000.00</i>	<i>\$0.00</i>	<i>\$60,000.00</i>	<i>\$5,302.46</i>	<i>\$11,601.36</i>	<i>\$10,999.75</i>	<i>\$37,398.89</i>	<i>0.00</i>
			55813			Employee Travel - Non-Teachers								
23000	1000	55813	9000	000		GADSDEN DIST OFFICE	\$8,000.00	\$0.00	\$8,000.00	\$0.00	\$0.00	\$0.00	\$8,000.00	0.00
23000	1000	55813	9000			<i>SUBTOTAL Co-Curricular and Extra-Curricular Activities</i>	<i>\$8,000.00</i>	<i>\$0.00</i>	<i>\$8,000.00</i>	<i>\$0.00</i>	<i>\$0.00</i>	<i>\$0.00</i>	<i>\$8,000.00</i>	<i>0.00</i>
23000	1000	55813				<i>SUBTOTAL Employee Travel - Non-Teachers</i>	<i>\$8,000.00</i>	<i>\$0.00</i>	<i>\$8,000.00</i>	<i>\$0.00</i>	<i>\$0.00</i>	<i>\$0.00</i>	<i>\$8,000.00</i>	<i>0.00</i>
			55817			Student Travel								
23000	1000	55817	9000	000		GADSDEN DIST OFFICE	\$140,000.00	\$0.00	\$140,000.00	\$20,219.30	\$36,447.67	\$26,810.97	\$76,741.36	0.00

State of New Mexico
Public School Operating Budget - Actuals Expenditure Detail Report
Gadsden - Third Quarter (Jan - Mar) - Expenditure
Submitted

Fund	Func	Obj	Prg	Loc	Job	Description	Budget	Adjustments	Adjusted Budget	Current Period	YTD	Encumbrance	Budget Balance	FTE
23000	1000	55817	9000			<i>SUBTOTAL Co-Curricular and Extra-Curricular Activities</i>	<i>\$140,000.00</i>	<i>\$0.00</i>	<i>\$140,000.00</i>	<i>\$20,219.30</i>	<i>\$36,447.67</i>	<i>\$26,810.97</i>	<i>\$76,741.36</i>	<i>0.00</i>
23000	1000	55817				<i>SUBTOTAL Student Travel</i>	<i>\$140,000.00</i>	<i>\$0.00</i>	<i>\$140,000.00</i>	<i>\$20,219.30</i>	<i>\$36,447.67</i>	<i>\$26,810.97</i>	<i>\$76,741.36</i>	<i>0.00</i>
		55819				Employee Travel - Teachers								
			9000			Co-Curricular and Extra-Curricular Activities								
23000	1000	55819	9000	000		GADSDEN DIST OFFICE	\$8,000.00	\$0.00	\$8,000.00	\$77.40	\$77.40	\$0.00	\$7,922.60	0.00
23000	1000	55819	9000			<i>SUBTOTAL Co-Curricular and Extra-Curricular Activities</i>	<i>\$8,000.00</i>	<i>\$0.00</i>	<i>\$8,000.00</i>	<i>\$77.40</i>	<i>\$77.40</i>	<i>\$0.00</i>	<i>\$7,922.60</i>	<i>0.00</i>
23000	1000	55819				<i>SUBTOTAL Employee Travel - Teachers</i>	<i>\$8,000.00</i>	<i>\$0.00</i>	<i>\$8,000.00</i>	<i>\$77.40</i>	<i>\$77.40</i>	<i>\$0.00</i>	<i>\$7,922.60</i>	<i>0.00</i>
		55915				Other Contract Services								
			9000			Co-Curricular and Extra-Curricular Activities								
23000	1000	55915	9000	000		GADSDEN DIST OFFICE	\$20,000.00	\$0.00	\$20,000.00	\$0.00	\$0.00	\$1,260.00	\$18,740.00	0.00
23000	1000	55915	9000			<i>SUBTOTAL Co-Curricular and Extra-Curricular Activities</i>	<i>\$20,000.00</i>	<i>\$0.00</i>	<i>\$20,000.00</i>	<i>\$0.00</i>	<i>\$0.00</i>	<i>\$1,260.00</i>	<i>\$18,740.00</i>	<i>0.00</i>
23000	1000	55915				<i>SUBTOTAL Other Contract Services</i>	<i>\$20,000.00</i>	<i>\$0.00</i>	<i>\$20,000.00</i>	<i>\$0.00</i>	<i>\$0.00</i>	<i>\$1,260.00</i>	<i>\$18,740.00</i>	<i>0.00</i>
		56118				General Supplies and Materials								
			9000			Co-Curricular and Extra-Curricular Activities								
23000	1000	56118	9000	000		GADSDEN DIST OFFICE	\$396,295.00	\$85,454.00	\$481,749.00	\$69,381.25	\$190,099.75	\$67,833.95	\$223,815.30	0.00
23000	1000	56118	9000			<i>SUBTOTAL Co-Curricular and Extra-Curricular Activities</i>	<i>\$396,295.00</i>	<i>\$85,454.00</i>	<i>\$481,749.00</i>	<i>\$69,381.25</i>	<i>\$190,099.75</i>	<i>\$67,833.95</i>	<i>\$223,815.30</i>	<i>0.00</i>
23000	1000	56118				<i>SUBTOTAL General Supplies and Materials</i>	<i>\$396,295.00</i>	<i>\$85,454.00</i>	<i>\$481,749.00</i>	<i>\$69,381.25</i>	<i>\$190,099.75</i>	<i>\$67,833.95</i>	<i>\$223,815.30</i>	<i>0.00</i>
		57331				Fixed Assets (more than \$5,000)								
			9000			Co-Curricular and Extra-Curricular Activities								
23000	1000	57331	9000	000		GADSDEN DIST OFFICE	\$10,000.00	\$0.00	\$10,000.00	\$0.00	\$0.00	\$0.00	\$10,000.00	0.00
23000	1000	57331	9000			<i>SUBTOTAL Co-Curricular and Extra-Curricular Activities</i>	<i>\$10,000.00</i>	<i>\$0.00</i>	<i>\$10,000.00</i>	<i>\$0.00</i>	<i>\$0.00</i>	<i>\$0.00</i>	<i>\$10,000.00</i>	<i>0.00</i>
23000	1000	57331				<i>SUBTOTAL Fixed Assets (more than \$5,000)</i>	<i>\$10,000.00</i>	<i>\$0.00</i>	<i>\$10,000.00</i>	<i>\$0.00</i>	<i>\$0.00</i>	<i>\$0.00</i>	<i>\$10,000.00</i>	<i>0.00</i>
		57332				Supply Assets (\$5,000 or less)								
			9000			Co-Curricular and Extra-Curricular Activities								
23000	1000	57332	9000	000		GADSDEN DIST OFFICE	\$80,000.00	\$0.00	\$80,000.00	\$19,785.02	\$22,541.50	\$3,896.00	\$53,562.50	0.00
23000	1000	57332	9000			<i>SUBTOTAL Co-Curricular and Extra-Curricular Activities</i>	<i>\$80,000.00</i>	<i>\$0.00</i>	<i>\$80,000.00</i>	<i>\$19,785.02</i>	<i>\$22,541.50</i>	<i>\$3,896.00</i>	<i>\$53,562.50</i>	<i>0.00</i>
23000	1000	57332				<i>SUBTOTAL Supply Assets (\$5,000 or less)</i>	<i>\$80,000.00</i>	<i>\$0.00</i>	<i>\$80,000.00</i>	<i>\$19,785.02</i>	<i>\$22,541.50</i>	<i>\$3,896.00</i>	<i>\$53,562.50</i>	<i>0.00</i>

State of New Mexico
Public School Operating Budget - Actuals Expenditure Detail Report
Gadsden - Third Quarter (Jan - Mar) - Expenditure
Submitted

Fund	Func	Obj	Prg	Loc	Job	Description	Budget	Adjustments	Adjusted Budget	Current Period	YTD	Encumbrance	Budget Balance	FTE
23000	1000					SUBTOTAL	\$785,295.00	\$85,454.00	\$870,749.00	\$114,822.00	\$262,703.79	\$110,800.67	\$497,244.54	0.00
						<i>Instruction</i>								
2300						TOTAL Non-Instructional Support	\$785,295.00	\$85,454.00	\$870,749.00	\$114,822.00	\$262,703.79	\$110,800.67	\$497,244.54	0.00
0														
24000						Federal Flow-through Grants								
24101						Title I - ESEA								
	1000					Instruction								
		51100				Salaries Expense								
			0000			No Program								
				000		GADSDEN DIST OFFICE								
24101	1000	51100	0000	000	1610	Substitutes Professional Development	\$25,000.00	\$0.00	\$25,000.00	\$0.00	\$0.00	\$0.00	\$25,000.00	0.00
24101	1000	51100	0000	000	1611	Substitutes-Sick Leave	\$0.00	\$0.00	\$0.00	\$336.00	\$420.00	\$0.00	(\$420.00)	0.00
24101	1000	51100	0000	000	1612	Substitutes-Other Leave	\$0.00	\$0.00	\$0.00	\$42.00	\$292.25	\$0.00	(\$292.25)	0.00
24101	1000	51100	0000	000		SUBTOTAL GADSDEN DIST OFFICE	\$25,000.00	\$0.00	\$25,000.00	\$378.00	\$712.25	\$0.00	\$24,287.75	0.00
24101	1000	51100	0000			SUBTOTAL No Program	\$25,000.00	\$0.00	\$25,000.00	\$378.00	\$712.25	\$0.00	\$24,287.75	0.00
				1010		Regular Education (K-12) Programs								
					000	GADSDEN DIST OFFICE								
24101	1000	51100	1010	000	1411	Teachers-Grades 1-12	\$4,263,000.00	\$0.00	\$4,263,000.00	\$922,483.64	\$2,552,108.73	\$1,082,937.38	\$627,953.89	61.00
24101	1000	51100	1010	000	1414	Teachers-Preschool (exclude Special Ed)	\$0.00	\$0.00	\$0.00	\$10,910.52	\$30,913.14	\$12,728.86	(\$43,642.00)	4.50
24101	1000	51100	1010	000	1711	Instructional Assistants-Grades 1-12	\$175,000.00	\$0.00	\$175,000.00	\$32,060.16	\$79,905.64	\$42,746.82	\$52,347.54	9.00
24101	1000	51100	1010	000		SUBTOTAL GADSDEN DIST OFFICE	\$4,438,000.00	\$0.00	\$4,438,000.00	\$965,454.32	\$2,662,927.51	\$1,138,413.06	\$636,659.43	74.50
24101	1000	51100	1010			SUBTOTAL Regular Education (K-12) Programs	\$4,438,000.00	\$0.00	\$4,438,000.00	\$965,454.32	\$2,662,927.51	\$1,138,413.06	\$636,659.43	74.50
24101	1000	51100				SUBTOTAL Salaries Expense	\$4,463,000.00	\$0.00	\$4,463,000.00	\$965,832.32	\$2,663,639.76	\$1,138,413.06	\$660,947.18	74.50
		51300				Additional Compensation								
				1010		Regular Education (K-12) Programs								
					000	GADSDEN DIST OFFICE								
24101	1000	51300	1010	000	1411	Teachers-Grades 1-12	\$75,000.00	\$0.00	\$75,000.00	\$5,825.00	\$5,825.00	\$4,737.50	\$64,437.50	0.00
24101	1000	51300	1010	000		SUBTOTAL GADSDEN DIST OFFICE	\$75,000.00	\$0.00	\$75,000.00	\$5,825.00	\$5,825.00	\$4,737.50	\$64,437.50	0.00
24101	1000	51300	1010			SUBTOTAL Regular Education (K-12) Programs	\$75,000.00	\$0.00	\$75,000.00	\$5,825.00	\$5,825.00	\$4,737.50	\$64,437.50	0.00
24101	1000	51300				SUBTOTAL Additional Compensation	\$75,000.00	\$0.00	\$75,000.00	\$5,825.00	\$5,825.00	\$4,737.50	\$64,437.50	0.00
		52111				Educational Retirement								
			0000			No Program								
24101	1000	52111	0000	000		GADSDEN DIST OFFICE	\$603,214.00	\$0.00	\$603,214.00	\$147,148.66	\$404,315.36	\$174,445.58	\$24,453.06	0.00

State of New Mexico
Public School Operating Budget - Actuals Expenditure Detail Report
Gadsden - Third Quarter (Jan - Mar) - Expenditure
Submitted

Fund	Func	Obj	Prg	Loc	Job	Description	Budget	Adjustments	Adjusted Budget	Current Period	YTD	Encumbrance	Budget Balance	FTE
24101	1000	52111	0000			<i>SUBTOTAL No Program</i>	\$603,214.00	\$0.00	\$603,214.00	\$147,148.66	\$404,315.36	\$174,445.58	\$24,453.06	0.00
24101	1000	52111				<i>SUBTOTAL Educational Retirement</i>	\$603,214.00	\$0.00	\$603,214.00	\$147,148.66	\$404,315.36	\$174,445.58	\$24,453.06	0.00
		52112				ERA - Retiree Health								
		0000				No Program								
24101	1000	52112	0000	000		GADSDEN DIST OFFICE	\$90,000.00	\$0.00	\$90,000.00	\$19,425.66	\$53,375.27	\$23,029.29	\$13,595.44	0.00
24101	1000	52112	0000			<i>SUBTOTAL No Program</i>	\$90,000.00	\$0.00	\$90,000.00	\$19,425.66	\$53,375.27	\$23,029.29	\$13,595.44	0.00
24101	1000	52112				<i>SUBTOTAL ERA - Retiree Health</i>	\$90,000.00	\$0.00	\$90,000.00	\$19,425.66	\$53,375.27	\$23,029.29	\$13,595.44	0.00
		52210				FICA Payments								
		0000				No Program								
24101	1000	52210	0000	000		GADSDEN DIST OFFICE	\$300,000.00	\$0.00	\$300,000.00	\$56,131.69	\$154,659.08	\$66,695.82	\$78,645.10	0.00
24101	1000	52210	0000			<i>SUBTOTAL No Program</i>	\$300,000.00	\$0.00	\$300,000.00	\$56,131.69	\$154,659.08	\$66,695.82	\$78,645.10	0.00
24101	1000	52210				<i>SUBTOTAL FICA Payments</i>	\$300,000.00	\$0.00	\$300,000.00	\$56,131.69	\$154,659.08	\$66,695.82	\$78,645.10	0.00
		52220				Medicare Payments								
		0000				No Program								
24101	1000	52220	0000	000		GADSDEN DIST OFFICE	\$65,000.00	\$0.00	\$65,000.00	\$13,127.56	\$36,169.92	\$15,598.16	\$13,231.92	0.00
24101	1000	52220	0000			<i>SUBTOTAL No Program</i>	\$65,000.00	\$0.00	\$65,000.00	\$13,127.56	\$36,169.92	\$15,598.16	\$13,231.92	0.00
24101	1000	52220				<i>SUBTOTAL Medicare Payments</i>	\$65,000.00	\$0.00	\$65,000.00	\$13,127.56	\$36,169.92	\$15,598.16	\$13,231.92	0.00
		52311				Health and Medical Premiums								
		0000				No Program								
24101	1000	52311	0000	000		GADSDEN DIST OFFICE	\$500,000.00	\$0.00	\$500,000.00	\$82,615.18	\$220,692.91	\$93,659.96	\$185,647.13	0.00
24101	1000	52311	0000			<i>SUBTOTAL No Program</i>	\$500,000.00	\$0.00	\$500,000.00	\$82,615.18	\$220,692.91	\$93,659.96	\$185,647.13	0.00
24101	1000	52311				<i>SUBTOTAL Health and Medical Premiums</i>	\$500,000.00	\$0.00	\$500,000.00	\$82,615.18	\$220,692.91	\$93,659.96	\$185,647.13	0.00
		52312				Life								
		0000				No Program								
24101	1000	52312	0000	000		GADSDEN DIST OFFICE	\$6,500.00	\$0.00	\$6,500.00	\$1,042.97	\$2,864.37	\$1,255.89	\$2,379.74	0.00
24101	1000	52312	0000			<i>SUBTOTAL No Program</i>	\$6,500.00	\$0.00	\$6,500.00	\$1,042.97	\$2,864.37	\$1,255.89	\$2,379.74	0.00
24101	1000	52312				<i>SUBTOTAL Life</i>	\$6,500.00	\$0.00	\$6,500.00	\$1,042.97	\$2,864.37	\$1,255.89	\$2,379.74	0.00
		52313				Dental								
		0000				No Program								
24101	1000	52313	0000	000		GADSDEN DIST OFFICE	\$25,210.00	\$0.00	\$25,210.00	\$4,793.56	\$12,979.32	\$5,551.67	\$6,679.01	0.00
24101	1000	52313	0000			<i>SUBTOTAL No Program</i>	\$25,210.00	\$0.00	\$25,210.00	\$4,793.56	\$12,979.32	\$5,551.67	\$6,679.01	0.00
24101	1000	52313				<i>SUBTOTAL Dental</i>	\$25,210.00	\$0.00	\$25,210.00	\$4,793.56	\$12,979.32	\$5,551.67	\$6,679.01	0.00
		52314				Vision								
		0000				No Program								
24101	1000	52314	0000	000		GADSDEN DIST OFFICE	\$5,000.00	\$0.00	\$5,000.00	\$715.49	\$1,981.79	\$816.43	\$2,201.78	0.00
24101	1000	52314	0000			<i>SUBTOTAL No Program</i>	\$5,000.00	\$0.00	\$5,000.00	\$715.49	\$1,981.79	\$816.43	\$2,201.78	0.00
24101	1000	52314				<i>SUBTOTAL Vision</i>	\$5,000.00	\$0.00	\$5,000.00	\$715.49	\$1,981.79	\$816.43	\$2,201.78	0.00
		52315				Disability								
		0000				No Program								

State of New Mexico
Public School Operating Budget - Actuals Expenditure Detail Report
Gadsden - Third Quarter (Jan - Mar) - Expenditure
Submitted

Fund	Func	Obj	Prg	Loc	Job	Description	Budget	Adjustments	Adjusted Budget	Current Period	YTD	Encumbrance	Budget Balance	FTE
24101	1000	52315	0000	000		GADSDEN DIST OFFICE	\$5,000.00	\$0.00	\$5,000.00	\$703.30	\$1,808.78	\$809.49	\$2,381.73	0.00
24101	1000	52315	0000			SUBTOTAL No Program	\$5,000.00	\$0.00	\$5,000.00	\$703.30	\$1,808.78	\$809.49	\$2,381.73	0.00
24101	1000	52315				SUBTOTAL Disability	\$5,000.00	\$0.00	\$5,000.00	\$703.30	\$1,808.78	\$809.49	\$2,381.73	0.00
		52500				Unemployment Compensation No Program								
24101	1000	52500	0000	000		GADSDEN DIST OFFICE	\$5,000.00	\$0.00	\$5,000.00	\$721.25	\$1,981.84	\$854.97	\$2,163.19	0.00
24101	1000	52500	0000			SUBTOTAL No Program	\$5,000.00	\$0.00	\$5,000.00	\$721.25	\$1,981.84	\$854.97	\$2,163.19	0.00
24101	1000	52500				SUBTOTAL Unemployment Compensation	\$5,000.00	\$0.00	\$5,000.00	\$721.25	\$1,981.84	\$854.97	\$2,163.19	0.00
		52710				Workers Compensation Premium No Program								
24101	1000	52710	0000	000		GADSDEN DIST OFFICE	\$111,000.00	\$0.00	\$111,000.00	\$26,827.19	\$73,703.12	\$31,791.39	\$5,505.49	0.00
24101	1000	52710	0000			SUBTOTAL No Program	\$111,000.00	\$0.00	\$111,000.00	\$26,827.19	\$73,703.12	\$31,791.39	\$5,505.49	0.00
24101	1000	52710				SUBTOTAL Workers Compensation Premium	\$111,000.00	\$0.00	\$111,000.00	\$26,827.19	\$73,703.12	\$31,791.39	\$5,505.49	0.00
		52720				Workers Compensation Employer's Fee No Program								
24101	1000	52720	0000	000		GADSDEN DIST OFFICE	\$2,000.00	\$0.00	\$2,000.00	\$149.02	\$453.76	\$145.34	\$1,400.90	0.00
24101	1000	52720	0000			SUBTOTAL No Program	\$2,000.00	\$0.00	\$2,000.00	\$149.02	\$453.76	\$145.34	\$1,400.90	0.00
24101	1000	52720				SUBTOTAL Workers Compensation Employer's Fee	\$2,000.00	\$0.00	\$2,000.00	\$149.02	\$453.76	\$145.34	\$1,400.90	0.00
		53330				Professional Development Regular Education (K-12) Programs								
24101	1000	53330	1010	000		GADSDEN DIST OFFICE	\$30,000.00	\$0.00	\$30,000.00	\$3,761.45	\$3,761.45	\$8,000.00	\$18,238.55	0.00
24101	1000	53330	1010			SUBTOTAL Regular Education (K-12) Programs	\$30,000.00	\$0.00	\$30,000.00	\$3,761.45	\$3,761.45	\$8,000.00	\$18,238.55	0.00
24101	1000	53330				SUBTOTAL Professional Development	\$30,000.00	\$0.00	\$30,000.00	\$3,761.45	\$3,761.45	\$8,000.00	\$18,238.55	0.00
		53414				Other Services Regular Education (K-12) Programs								
24101	1000	53414	1010	000		GADSDEN DIST OFFICE	\$3,000.00	\$0.00	\$3,000.00	\$0.00	\$0.00	\$1,000.00	\$2,000.00	0.00
24101	1000	53414	1010			SUBTOTAL Regular Education (K-12) Programs	\$3,000.00	\$0.00	\$3,000.00	\$0.00	\$0.00	\$1,000.00	\$2,000.00	0.00
24101	1000	53414				SUBTOTAL Other Services	\$3,000.00	\$0.00	\$3,000.00	\$0.00	\$0.00	\$1,000.00	\$2,000.00	0.00
		53711				Other Charges Regular Education (K-12) Programs								
24101	1000	53711	1010	000		GADSDEN DIST OFFICE	\$3,000.00	\$0.00	\$3,000.00	\$0.00	\$0.00	\$0.00	\$3,000.00	0.00
24101	1000	53711	1010			SUBTOTAL Regular Education (K-12) Programs	\$3,000.00	\$0.00	\$3,000.00	\$0.00	\$0.00	\$0.00	\$3,000.00	0.00
24101	1000	53711				SUBTOTAL Other Charges	\$3,000.00	\$0.00	\$3,000.00	\$0.00	\$0.00	\$0.00	\$3,000.00	0.00

State of New Mexico
Public School Operating Budget - Actuals Expenditure Detail Report
Gadsden - Third Quarter (Jan - Mar) - Expenditure
Submitted

Fund	Func	Obj	Prg	Loc	Job	Description	Budget	Adjustments	Adjusted Budget	Current Period	YTD	Encumbrance	Budget Balance	FTE
			54311			Maintenance & Repair - Furniture/Fixtures/Equipment								
				1010		Regular Education (K-12) Programs								
24101	1000	54311	1010	000		GADSDEN DIST OFFICE	\$10,000.00	\$0.00	\$10,000.00	\$0.00	\$0.00	\$0.00	\$10,000.00	0.00
24101	1000	54311	1010			<i>SUBTOTAL Regular Education (K-12) Programs</i>	<i>\$10,000.00</i>	<i>\$0.00</i>	<i>\$10,000.00</i>	<i>\$0.00</i>	<i>\$0.00</i>	<i>\$0.00</i>	<i>\$10,000.00</i>	<i>0.00</i>
24101	1000	54311				<i>SUBTOTAL Maintenance & Repair - Furniture/Fixtures/Equipment</i>	<i>\$10,000.00</i>	<i>\$0.00</i>	<i>\$10,000.00</i>	<i>\$0.00</i>	<i>\$0.00</i>	<i>\$0.00</i>	<i>\$10,000.00</i>	<i>0.00</i>
			55817			Student Travel								
				1010		Regular Education (K-12) Programs								
24101	1000	55817	1010	000		GADSDEN DIST OFFICE	\$100,000.00	\$0.00	\$100,000.00	\$62,062.61	\$106,734.87	\$124,391.13	(\$131,126.00)	0.00
24101	1000	55817	1010			<i>SUBTOTAL Regular Education (K-12) Programs</i>	<i>\$100,000.00</i>	<i>\$0.00</i>	<i>\$100,000.00</i>	<i>\$62,062.61</i>	<i>\$106,734.87</i>	<i>\$124,391.13</i>	<i>(\$131,126.00)</i>	<i>0.00</i>
24101	1000	55817				<i>SUBTOTAL Student Travel</i>	<i>\$100,000.00</i>	<i>\$0.00</i>	<i>\$100,000.00</i>	<i>\$62,062.61</i>	<i>\$106,734.87</i>	<i>\$124,391.13</i>	<i>(\$131,126.00)</i>	<i>0.00</i>
			55819			Employee Travel - Teachers								
				1010		Regular Education (K-12) Programs								
24101	1000	55819	1010	000		GADSDEN DIST OFFICE	\$3,000.00	\$0.00	\$3,000.00	\$0.00	\$0.00	\$0.00	\$3,000.00	0.00
24101	1000	55819	1010			<i>SUBTOTAL Regular Education (K-12) Programs</i>	<i>\$3,000.00</i>	<i>\$0.00</i>	<i>\$3,000.00</i>	<i>\$0.00</i>	<i>\$0.00</i>	<i>\$0.00</i>	<i>\$3,000.00</i>	<i>0.00</i>
24101	1000	55819				<i>SUBTOTAL Employee Travel - Teachers</i>	<i>\$3,000.00</i>	<i>\$0.00</i>	<i>\$3,000.00</i>	<i>\$0.00</i>	<i>\$0.00</i>	<i>\$0.00</i>	<i>\$3,000.00</i>	<i>0.00</i>
			55915			Other Contract Services								
				1010		Regular Education (K-12) Programs								
24101	1000	55915	1010	000		GADSDEN DIST OFFICE	\$100.00	\$0.00	\$100.00	\$0.00	\$0.00	\$0.00	\$100.00	0.00
24101	1000	55915	1010			<i>SUBTOTAL Regular Education (K-12) Programs</i>	<i>\$100.00</i>	<i>\$0.00</i>	<i>\$100.00</i>	<i>\$0.00</i>	<i>\$0.00</i>	<i>\$0.00</i>	<i>\$100.00</i>	<i>0.00</i>
24101	1000	55915				<i>SUBTOTAL Other Contract Services</i>	<i>\$100.00</i>	<i>\$0.00</i>	<i>\$100.00</i>	<i>\$0.00</i>	<i>\$0.00</i>	<i>\$0.00</i>	<i>\$100.00</i>	<i>0.00</i>
			56113			Software								
				1010		Regular Education (K-12) Programs								
24101	1000	56113	1010	000		GADSDEN DIST OFFICE	\$0.00	\$0.00	\$0.00	\$0.00	\$193,449.65	\$44,900.76	(\$238,350.41)	0.00
24101	1000	56113	1010			<i>SUBTOTAL Regular Education (K-12) Programs</i>	<i>\$0.00</i>	<i>\$0.00</i>	<i>\$0.00</i>	<i>\$0.00</i>	<i>\$193,449.65</i>	<i>\$44,900.76</i>	<i>(\$238,350.41)</i>	<i>0.00</i>
24101	1000	56113				<i>SUBTOTAL Software</i>	<i>\$0.00</i>	<i>\$0.00</i>	<i>\$0.00</i>	<i>\$0.00</i>	<i>\$193,449.65</i>	<i>\$44,900.76</i>	<i>(\$238,350.41)</i>	<i>0.00</i>
			56118			General Supplies and Materials								
				1010		Regular Education (K-12) Programs								
24101	1000	56118	1010	000		GADSDEN DIST OFFICE	\$130,659.00	\$0.00	\$130,659.00	\$18,519.51	\$59,106.15	\$87,939.66	(\$16,386.81)	0.00
24101	1000	56118	1010			<i>SUBTOTAL Regular Education (K-12) Programs</i>	<i>\$130,659.00</i>	<i>\$0.00</i>	<i>\$130,659.00</i>	<i>\$18,519.51</i>	<i>\$59,106.15</i>	<i>\$87,939.66</i>	<i>(\$16,386.81)</i>	<i>0.00</i>
24101	1000	56118				<i>SUBTOTAL General Supplies and Materials</i>	<i>\$130,659.00</i>	<i>\$0.00</i>	<i>\$130,659.00</i>	<i>\$18,519.51</i>	<i>\$59,106.15</i>	<i>\$87,939.66</i>	<i>(\$16,386.81)</i>	<i>0.00</i>

State of New Mexico
Public School Operating Budget - Actuals Expenditure Detail Report
Gadsden - Third Quarter (Jan - Mar) - Expenditure
Submitted

Fund	Func	Obj	Prg	Loc	Job	Description	Budget	Adjustments	Adjusted Budget	Current Period	YTD	Encumbrance	Budget Balance	FTE
		57332				Supply Assets (\$5,000 or less)								
			1010			Regular Education (K-12) Programs								
24101	1000	57332	1010	000		GADSDEN DIST OFFICE	\$50,000.00	\$0.00	\$50,000.00	\$8,433.15	\$12,178.45	\$7,703.00	\$30,118.55	0.00
24101	1000	57332	1010			SUBTOTAL Regular Education (K-12) Programs	\$50,000.00	\$0.00	\$50,000.00	\$8,433.15	\$12,178.45	\$7,703.00	\$30,118.55	0.00
24101	1000	57332				SUBTOTAL Supply Assets (\$5,000 or less)	\$50,000.00	\$0.00	\$50,000.00	\$8,433.15	\$12,178.45	\$7,703.00	\$30,118.55	0.00
24101	1000					SUBTOTAL	\$6,585,683.00	\$0.00	\$6,585,683.00	\$1,417,835.57	\$4,009,680.85	\$1,831,739.10	\$744,263.05	74.50
	2000					Instruction								
	2100					Support Services								
		51100				Support Services-Students								
			0000			Salaries Expense								
				000		No Program								
						GADSDEN DIST OFFICE								
24101	2100	51100	0000	000	1211	Coordinator/Subject Matter Specialist	\$42,819.00	\$0.00	\$42,819.00	\$0.00	\$0.00	\$0.00	\$42,819.00	0.00
24101	2100	51100	0000	000	1214	Guidance Counselors/Social Workers	\$510,000.00	\$0.00	\$510,000.00	\$112,013.51	\$324,247.33	\$119,703.52	\$66,049.15	10.00
24101	2100	51100	0000	000	1218	School/Student Support	\$164,000.00	\$0.00	\$164,000.00	\$24,678.90	\$63,887.13	\$27,067.09	\$73,045.78	6.00
24101	2100	51100	0000	000		SUBTOTAL GADSDEN DIST OFFICE	\$716,819.00	\$0.00	\$716,819.00	\$136,692.41	\$388,134.46	\$146,770.61	\$181,913.93	16.00
24101	2100	51100	0000			SUBTOTAL No Program	\$716,819.00	\$0.00	\$716,819.00	\$136,692.41	\$388,134.46	\$146,770.61	\$181,913.93	16.00
24101	2100	51100				SUBTOTAL Salaries Expense	\$716,819.00	\$0.00	\$716,819.00	\$136,692.41	\$388,134.46	\$146,770.61	\$181,913.93	16.00
		51300				Additional Compensation								
			0000			No Program								
				000		GADSDEN DIST OFFICE								
24101	2100	51300	0000	000	1211	Coordinator/Subject Matter Specialist	\$0.00	\$0.00	\$0.00	\$0.00	\$63.00	\$0.00	(\$63.00)	0.00
24101	2100	51300	0000	000		SUBTOTAL GADSDEN DIST OFFICE	\$0.00	\$0.00	\$0.00	\$0.00	\$63.00	\$0.00	(\$63.00)	0.00
24101	2100	51300	0000			SUBTOTAL No Program	\$0.00	\$0.00	\$0.00	\$0.00	\$63.00	\$0.00	(\$63.00)	0.00
24101	2100	51300				SUBTOTAL Additional Compensation	\$0.00	\$0.00	\$0.00	\$0.00	\$63.00	\$0.00	(\$63.00)	0.00
		52111				Educational Retirement								
			0000			No Program								
24101	2100	52111	0000	000		GADSDEN DIST OFFICE	\$105,000.00	\$0.00	\$105,000.00	\$20,709.09	\$58,812.30	\$22,235.92	\$23,951.78	0.00
24101	2100	52111	0000			SUBTOTAL No Program	\$105,000.00	\$0.00	\$105,000.00	\$20,709.09	\$58,812.30	\$22,235.92	\$23,951.78	0.00
24101	2100	52111				SUBTOTAL Educational Retirement	\$105,000.00	\$0.00	\$105,000.00	\$20,709.09	\$58,812.30	\$22,235.92	\$23,951.78	0.00
		52112				ERA - Retiree Health								
			0000			No Program								
24101	2100	52112	0000	000		GADSDEN DIST OFFICE	\$20,000.00	\$0.00	\$20,000.00	\$2,733.72	\$7,763.61	\$2,935.28	\$9,301.11	0.00
24101	2100	52112	0000			SUBTOTAL No Program	\$20,000.00	\$0.00	\$20,000.00	\$2,733.72	\$7,763.61	\$2,935.28	\$9,301.11	0.00
24101	2100	52112				SUBTOTAL ERA - Retiree Health	\$20,000.00	\$0.00	\$20,000.00	\$2,733.72	\$7,763.61	\$2,935.28	\$9,301.11	0.00

State of New Mexico
Public School Operating Budget - Actuals Expenditure Detail Report
Gadsden - Third Quarter (Jan - Mar) - Expenditure
Submitted

Fund	Func	Obj	Prg	Loc	Job	Description	Budget	Adjustments	Adjusted Budget	Current Period	YTD	Encumbrance	Budget Balance	FTE
			52210			FICA Payments								
			0000			No Program								
24101	2100	52210	0000	000		GADSDEN DIST OFFICE	\$50,000.00	\$0.00	\$50,000.00	\$7,674.49	\$21,818.85	\$8,200.22	\$19,980.93	0.00
24101	2100	52210	0000			<i>SUBTOTAL No Program</i>	<i>\$50,000.00</i>	<i>\$0.00</i>	<i>\$50,000.00</i>	<i>\$7,674.49</i>	<i>\$21,818.85</i>	<i>\$8,200.22</i>	<i>\$19,980.93</i>	<i>0.00</i>
24101	2100	52210				<i>SUBTOTAL FICA Payments</i>	<i>\$50,000.00</i>	<i>\$0.00</i>	<i>\$50,000.00</i>	<i>\$7,674.49</i>	<i>\$21,818.85</i>	<i>\$8,200.22</i>	<i>\$19,980.93</i>	<i>0.00</i>
			52220			Medicare Payments								
			0000			No Program								
24101	2100	52220	0000	000		GADSDEN DIST OFFICE	\$15,000.00	\$0.00	\$15,000.00	\$1,794.86	\$5,102.72	\$1,917.83	\$7,979.45	0.00
24101	2100	52220	0000			<i>SUBTOTAL No Program</i>	<i>\$15,000.00</i>	<i>\$0.00</i>	<i>\$15,000.00</i>	<i>\$1,794.86</i>	<i>\$5,102.72</i>	<i>\$1,917.83</i>	<i>\$7,979.45</i>	<i>0.00</i>
24101	2100	52220				<i>SUBTOTAL Medicare Payments</i>	<i>\$15,000.00</i>	<i>\$0.00</i>	<i>\$15,000.00</i>	<i>\$1,794.86</i>	<i>\$5,102.72</i>	<i>\$1,917.83</i>	<i>\$7,979.45</i>	<i>0.00</i>
			52311			Health and Medical Premiums								
			0000			No Program								
24101	2100	52311	0000	000		GADSDEN DIST OFFICE	\$85,000.00	\$0.00	\$85,000.00	\$19,967.70	\$55,703.21	\$22,490.58	\$6,806.21	0.00
24101	2100	52311	0000			<i>SUBTOTAL No Program</i>	<i>\$85,000.00</i>	<i>\$0.00</i>	<i>\$85,000.00</i>	<i>\$19,967.70</i>	<i>\$55,703.21</i>	<i>\$22,490.58</i>	<i>\$6,806.21</i>	<i>0.00</i>
24101	2100	52311				<i>SUBTOTAL Health and Medical Premiums</i>	<i>\$85,000.00</i>	<i>\$0.00</i>	<i>\$85,000.00</i>	<i>\$19,967.70</i>	<i>\$55,703.21</i>	<i>\$22,490.58</i>	<i>\$6,806.21</i>	<i>0.00</i>
			52312			Life								
			0000			No Program								
24101	2100	52312	0000	000		GADSDEN DIST OFFICE	\$2,000.00	\$0.00	\$2,000.00	\$252.48	\$668.02	\$283.14	\$1,048.84	0.00
24101	2100	52312	0000			<i>SUBTOTAL No Program</i>	<i>\$2,000.00</i>	<i>\$0.00</i>	<i>\$2,000.00</i>	<i>\$252.48</i>	<i>\$668.02</i>	<i>\$283.14</i>	<i>\$1,048.84</i>	<i>0.00</i>
24101	2100	52312				<i>SUBTOTAL Life</i>	<i>\$2,000.00</i>	<i>\$0.00</i>	<i>\$2,000.00</i>	<i>\$252.48</i>	<i>\$668.02</i>	<i>\$283.14</i>	<i>\$1,048.84</i>	<i>0.00</i>
			52313			Dental								
			0000			No Program								
24101	2100	52313	0000	000		GADSDEN DIST OFFICE	\$5,000.00	\$0.00	\$5,000.00	\$745.56	\$2,290.00	\$831.75	\$1,878.25	0.00
24101	2100	52313	0000			<i>SUBTOTAL No Program</i>	<i>\$5,000.00</i>	<i>\$0.00</i>	<i>\$5,000.00</i>	<i>\$745.56</i>	<i>\$2,290.00</i>	<i>\$831.75</i>	<i>\$1,878.25</i>	<i>0.00</i>
24101	2100	52313				<i>SUBTOTAL Dental</i>	<i>\$5,000.00</i>	<i>\$0.00</i>	<i>\$5,000.00</i>	<i>\$745.56</i>	<i>\$2,290.00</i>	<i>\$831.75</i>	<i>\$1,878.25</i>	<i>0.00</i>
			52314			Vision								
			0000			No Program								
24101	2100	52314	0000	000		GADSDEN DIST OFFICE	\$700.00	\$0.00	\$700.00	\$102.78	\$328.41	\$107.99	\$263.60	0.00
24101	2100	52314	0000			<i>SUBTOTAL No Program</i>	<i>\$700.00</i>	<i>\$0.00</i>	<i>\$700.00</i>	<i>\$102.78</i>	<i>\$328.41</i>	<i>\$107.99</i>	<i>\$263.60</i>	<i>0.00</i>
24101	2100	52314				<i>SUBTOTAL Vision</i>	<i>\$700.00</i>	<i>\$0.00</i>	<i>\$700.00</i>	<i>\$102.78</i>	<i>\$328.41</i>	<i>\$107.99</i>	<i>\$263.60</i>	<i>0.00</i>
			52315			Disability								
			0000			No Program								
24101	2100	52315	0000	000		GADSDEN DIST OFFICE	\$1,000.00	\$0.00	\$1,000.00	\$120.54	\$333.53	\$140.63	\$525.84	0.00
24101	2100	52315	0000			<i>SUBTOTAL No Program</i>	<i>\$1,000.00</i>	<i>\$0.00</i>	<i>\$1,000.00</i>	<i>\$120.54</i>	<i>\$333.53</i>	<i>\$140.63</i>	<i>\$525.84</i>	<i>0.00</i>
24101	2100	52315				<i>SUBTOTAL Disability</i>	<i>\$1,000.00</i>	<i>\$0.00</i>	<i>\$1,000.00</i>	<i>\$120.54</i>	<i>\$333.53</i>	<i>\$140.63</i>	<i>\$525.84</i>	<i>0.00</i>
			52500			Unemployment Compensation								
			0000			No Program								
24101	2100	52500	0000	000		GADSDEN DIST OFFICE	\$800.00	\$0.00	\$800.00	\$101.61	\$288.38	\$109.09	\$402.53	0.00
24101	2100	52500	0000			<i>SUBTOTAL No Program</i>	<i>\$800.00</i>	<i>\$0.00</i>	<i>\$800.00</i>	<i>\$101.61</i>	<i>\$288.38</i>	<i>\$109.09</i>	<i>\$402.53</i>	<i>0.00</i>

State of New Mexico
Public School Operating Budget - Actuals Expenditure Detail Report
Gadsden - Third Quarter (Jan - Mar) - Expenditure
Submitted

Fund	Func	Obj	Prg	Loc	Job	Description	Budget	Adjustments	Adjusted Budget	Current Period	YTD	Encumbrance	Budget Balance	FTE
24101	2100	52500				<i>SUBTOTAL Unemployment Compensation</i>	\$800.00	\$0.00	\$800.00	\$101.61	\$288.38	\$109.09	\$402.53	0.00
		52710				Workers Compensation Premium								
		0000				No Program								
24101	2100	52710	0000	000		GADSDEN DIST OFFICE	\$20,000.00	\$0.00	\$20,000.00	\$3,774.12	\$10,718.31	\$4,052.39	\$5,229.30	0.00
24101	2100	52710	0000			<i>SUBTOTAL No Program</i>	\$20,000.00	\$0.00	\$20,000.00	\$3,774.12	\$10,718.31	\$4,052.39	\$5,229.30	0.00
24101	2100	52710				<i>SUBTOTAL Workers Compensation Premium</i>	\$20,000.00	\$0.00	\$20,000.00	\$3,774.12	\$10,718.31	\$4,052.39	\$5,229.30	0.00
		52720				Workers Compensation Employer's Fee								
		0000				No Program								
24101	2100	52720	0000	000		GADSDEN DIST OFFICE	\$500.00	\$0.00	\$500.00	\$34.50	\$101.20	\$32.20	\$366.60	0.00
24101	2100	52720	0000			<i>SUBTOTAL No Program</i>	\$500.00	\$0.00	\$500.00	\$34.50	\$101.20	\$32.20	\$366.60	0.00
24101	2100	52720				<i>SUBTOTAL Workers Compensation Employer's Fee</i>	\$500.00	\$0.00	\$500.00	\$34.50	\$101.20	\$32.20	\$366.60	0.00
		53330				Professional Development								
		0000				No Program								
24101	2100	53330	0000	000		GADSDEN DIST OFFICE	\$40,000.00	\$0.00	\$40,000.00	\$3,563.94	\$3,563.94	\$6,880.03	\$29,556.03	0.00
24101	2100	53330	0000			<i>SUBTOTAL No Program</i>	\$40,000.00	\$0.00	\$40,000.00	\$3,563.94	\$3,563.94	\$6,880.03	\$29,556.03	0.00
24101	2100	53330				<i>SUBTOTAL Professional Development</i>	\$40,000.00	\$0.00	\$40,000.00	\$3,563.94	\$3,563.94	\$6,880.03	\$29,556.03	0.00
		53414				Other Services								
		0000				No Program								
24101	2100	53414	0000	000		GADSDEN DIST OFFICE	\$15,000.00	\$0.00	\$15,000.00	\$0.00	\$0.00	\$8,900.03	\$6,099.97	0.00
24101	2100	53414	0000			<i>SUBTOTAL No Program</i>	\$15,000.00	\$0.00	\$15,000.00	\$0.00	\$0.00	\$8,900.03	\$6,099.97	0.00
24101	2100	53414				<i>SUBTOTAL Other Services</i>	\$15,000.00	\$0.00	\$15,000.00	\$0.00	\$0.00	\$8,900.03	\$6,099.97	0.00
		53711				Other Charges								
		0000				No Program								
24101	2100	53711	0000	000		GADSDEN DIST OFFICE	\$15,000.00	\$0.00	\$15,000.00	\$0.00	\$0.00	\$0.00	\$15,000.00	0.00
24101	2100	53711	0000			<i>SUBTOTAL No Program</i>	\$15,000.00	\$0.00	\$15,000.00	\$0.00	\$0.00	\$0.00	\$15,000.00	0.00
24101	2100	53711				<i>SUBTOTAL Other Charges</i>	\$15,000.00	\$0.00	\$15,000.00	\$0.00	\$0.00	\$0.00	\$15,000.00	0.00
		54311				Maintenance & Repair - Furniture/Fixtures/Equipment								
		0000				No Program								
24101	2100	54311	0000	000		GADSDEN DIST OFFICE	\$5,000.00	\$0.00	\$5,000.00	\$0.00	\$0.00	\$0.00	\$5,000.00	0.00
24101	2100	54311	0000			<i>SUBTOTAL No Program</i>	\$5,000.00	\$0.00	\$5,000.00	\$0.00	\$0.00	\$0.00	\$5,000.00	0.00
24101	2100	54311				<i>SUBTOTAL Maintenance & Repair - Furniture/Fixtures/Equipment</i>	\$5,000.00	\$0.00	\$5,000.00	\$0.00	\$0.00	\$0.00	\$5,000.00	0.00
		55813				Employee Travel - Non-Teachers								
		0000				No Program								
24101	2100	55813	0000	000		GADSDEN DIST OFFICE	\$40,000.00	\$0.00	\$40,000.00	\$1,043.62	\$1,271.82	\$0.00	\$38,728.18	0.00

State of New Mexico
Public School Operating Budget - Actuals Expenditure Detail Report
Gadsden - Third Quarter (Jan - Mar) - Expenditure
Submitted

Fund	Func	Obj	Prg	Loc	Job	Description	Budget	Adjustments	Adjusted Budget	Current Period	YTD	Encumbrance	Budget Balance	FTE
24101	2100	55813	0000			<i>SUBTOTAL No Program</i>	\$40,000.00	\$0.00	\$40,000.00	\$1,043.62	\$1,271.82	\$0.00	\$38,728.18	0.00
24101	2100	55813				<i>SUBTOTAL Employee Travel - Non-Teachers</i>	\$40,000.00	\$0.00	\$40,000.00	\$1,043.62	\$1,271.82	\$0.00	\$38,728.18	0.00
		55818				<i>Other Travel - Non-Employees</i>								
			0000			<i>No Program</i>								
24101	2100	55818	0000	000		GADSDEN DIST OFFICE	\$7,000.00	\$0.00	\$7,000.00	\$0.00	\$0.00	\$0.00	\$7,000.00	0.00
24101	2100	55818	0000			<i>SUBTOTAL No Program</i>	\$7,000.00	\$0.00	\$7,000.00	\$0.00	\$0.00	\$0.00	\$7,000.00	0.00
24101	2100	55818				<i>SUBTOTAL Other Travel - Non-Employees</i>	\$7,000.00	\$0.00	\$7,000.00	\$0.00	\$0.00	\$0.00	\$7,000.00	0.00
		56118				<i>General Supplies and Materials</i>								
			0000			<i>No Program</i>								
24101	2100	56118	0000	000		GADSDEN DIST OFFICE	\$15,000.00	\$0.00	\$15,000.00	\$9,926.51	\$12,360.37	\$4,000.00	(\$1,360.37)	0.00
24101	2100	56118	0000			<i>SUBTOTAL No Program</i>	\$15,000.00	\$0.00	\$15,000.00	\$9,926.51	\$12,360.37	\$4,000.00	(\$1,360.37)	0.00
24101	2100	56118				<i>SUBTOTAL General Supplies and Materials</i>	\$15,000.00	\$0.00	\$15,000.00	\$9,926.51	\$12,360.37	\$4,000.00	(\$1,360.37)	0.00
		57331				<i>Fixed Assets (more than \$5,000)</i>								
			0000			<i>No Program</i>								
24101	2100	57331	0000	000		GADSDEN DIST OFFICE	\$5,250.00	\$0.00	\$5,250.00	\$0.00	\$0.00	\$0.00	\$5,250.00	0.00
24101	2100	57331	0000			<i>SUBTOTAL No Program</i>	\$5,250.00	\$0.00	\$5,250.00	\$0.00	\$0.00	\$0.00	\$5,250.00	0.00
24101	2100	57331				<i>SUBTOTAL Fixed Assets (more than \$5,000)</i>	\$5,250.00	\$0.00	\$5,250.00	\$0.00	\$0.00	\$0.00	\$5,250.00	0.00
		57332				<i>Supply Assets (\$5,000 or less)</i>								
			0000			<i>No Program</i>								
24101	2100	57332	0000	000		GADSDEN DIST OFFICE	\$15,000.00	\$0.00	\$15,000.00	\$0.00	\$0.00	\$1,953.00	\$13,047.00	0.00
24101	2100	57332	0000			<i>SUBTOTAL No Program</i>	\$15,000.00	\$0.00	\$15,000.00	\$0.00	\$0.00	\$1,953.00	\$13,047.00	0.00
24101	2100	57332				<i>SUBTOTAL Supply Assets (\$5,000 or less)</i>	\$15,000.00	\$0.00	\$15,000.00	\$0.00	\$0.00	\$1,953.00	\$13,047.00	0.00
24101	2100					<i>SUBTOTAL Support Services-Students</i>	\$1,179,069.00	\$0.00	\$1,179,069.00	\$209,237.93	\$569,322.13	\$231,840.69	\$377,906.18	16.00
		2200				<i>Support Services-Instruction</i>								
		51100				<i>Salaries Expense</i>								
			0000			<i>No Program</i>								
				000		GADSDEN DIST OFFICE								
24101	2200	51100	0000	000	1211	Coordinator/Subject Matter Specialist	\$200,000.00	\$0.00	\$200,000.00	\$49,771.20	\$146,511.60	\$52,572.98	\$915.42	2.00
24101	2200	51100	0000	000	1217	Secretarial/Clerical/Technical Assistants	\$200,000.00	\$0.00	\$200,000.00	\$36,565.32	\$106,550.75	\$38,943.81	\$54,505.44	4.00
24101	2200	51100	0000	000		<i>SUBTOTAL GADSDEN DIST OFFICE</i>	\$400,000.00	\$0.00	\$400,000.00	\$86,336.52	\$253,062.35	\$91,516.79	\$55,420.86	6.00
24101	2200	51100	0000			<i>SUBTOTAL No Program</i>	\$400,000.00	\$0.00	\$400,000.00	\$86,336.52	\$253,062.35	\$91,516.79	\$55,420.86	6.00
24101	2200	51100				<i>SUBTOTAL Salaries Expense</i>	\$400,000.00	\$0.00	\$400,000.00	\$86,336.52	\$253,062.35	\$91,516.79	\$55,420.86	6.00
		52111				<i>Educational Retirement</i>								
			0000			<i>No Program</i>								

State of New Mexico
Public School Operating Budget - Actuals Expenditure Detail Report
Gadsden - Third Quarter (Jan - Mar) - Expenditure
Submitted

Fund	Func	Obj	Prg	Loc	Job	Description	Budget	Adjustments	Adjusted Budget	Current Period	YTD	Encumbrance	Budget Balance	FTE
24101	2200	52111	0000	000		GADSDEN DIST OFFICE	\$58,000.00	\$0.00	\$58,000.00	\$13,080.00	\$38,455.76	\$13,864.81	\$5,679.43	0.00
24101	2200	52111	0000			<i>SUBTOTAL No Program</i>	<i>\$58,000.00</i>	<i>\$0.00</i>	<i>\$58,000.00</i>	<i>\$13,080.00</i>	<i>\$38,455.76</i>	<i>\$13,864.81</i>	<i>\$5,679.43</i>	<i>0.00</i>
24101	2200	52111				<i>SUBTOTAL Educational Retirement</i>	<i>\$58,000.00</i>	<i>\$0.00</i>	<i>\$58,000.00</i>	<i>\$13,080.00</i>	<i>\$38,455.76</i>	<i>\$13,864.81</i>	<i>\$5,679.43</i>	<i>0.00</i>
		52112				ERA - Retiree Health								
		0000				No Program								
24101	2200	52112	0000	000		GADSDEN DIST OFFICE	\$12,000.00	\$0.00	\$12,000.00	\$1,726.74	\$5,076.71	\$1,830.35	\$5,092.94	0.00
24101	2200	52112	0000			<i>SUBTOTAL No Program</i>	<i>\$12,000.00</i>	<i>\$0.00</i>	<i>\$12,000.00</i>	<i>\$1,726.74</i>	<i>\$5,076.71</i>	<i>\$1,830.35</i>	<i>\$5,092.94</i>	<i>0.00</i>
24101	2200	52112				<i>SUBTOTAL ERA - Retiree Health</i>	<i>\$12,000.00</i>	<i>\$0.00</i>	<i>\$12,000.00</i>	<i>\$1,726.74</i>	<i>\$5,076.71</i>	<i>\$1,830.35</i>	<i>\$5,092.94</i>	<i>0.00</i>
		52210				FICA Payments								
		0000				No Program								
24101	2200	52210	0000	000		GADSDEN DIST OFFICE	\$35,000.00	\$0.00	\$35,000.00	\$4,892.42	\$14,573.77	\$5,159.36	\$15,266.87	0.00
24101	2200	52210	0000			<i>SUBTOTAL No Program</i>	<i>\$35,000.00</i>	<i>\$0.00</i>	<i>\$35,000.00</i>	<i>\$4,892.42</i>	<i>\$14,573.77</i>	<i>\$5,159.36</i>	<i>\$15,266.87</i>	<i>0.00</i>
24101	2200	52210				<i>SUBTOTAL FICA Payments</i>	<i>\$35,000.00</i>	<i>\$0.00</i>	<i>\$35,000.00</i>	<i>\$4,892.42</i>	<i>\$14,573.77</i>	<i>\$5,159.36</i>	<i>\$15,266.87</i>	<i>0.00</i>
		52220				Medicare Payments								
		0000				No Program								
24101	2200	52220	0000	000		GADSDEN DIST OFFICE	\$12,000.00	\$0.00	\$12,000.00	\$1,144.23	\$3,408.43	\$1,206.63	\$7,384.94	0.00
24101	2200	52220	0000			<i>SUBTOTAL No Program</i>	<i>\$12,000.00</i>	<i>\$0.00</i>	<i>\$12,000.00</i>	<i>\$1,144.23</i>	<i>\$3,408.43</i>	<i>\$1,206.63</i>	<i>\$7,384.94</i>	<i>0.00</i>
24101	2200	52220				<i>SUBTOTAL Medicare Payments</i>	<i>\$12,000.00</i>	<i>\$0.00</i>	<i>\$12,000.00</i>	<i>\$1,144.23</i>	<i>\$3,408.43</i>	<i>\$1,206.63</i>	<i>\$7,384.94</i>	<i>0.00</i>
		52311				Health and Medical Premiums								
		0000				No Program								
24101	2200	52311	0000	000		GADSDEN DIST OFFICE	\$60,000.00	\$0.00	\$60,000.00	\$12,448.62	\$31,769.17	\$13,953.72	\$14,277.11	0.00
24101	2200	52311	0000			<i>SUBTOTAL No Program</i>	<i>\$60,000.00</i>	<i>\$0.00</i>	<i>\$60,000.00</i>	<i>\$12,448.62</i>	<i>\$31,769.17</i>	<i>\$13,953.72</i>	<i>\$14,277.11</i>	<i>0.00</i>
24101	2200	52311				<i>SUBTOTAL Health and Medical Premiums</i>	<i>\$60,000.00</i>	<i>\$0.00</i>	<i>\$60,000.00</i>	<i>\$12,448.62</i>	<i>\$31,769.17</i>	<i>\$13,953.72</i>	<i>\$14,277.11</i>	<i>0.00</i>
		52312				Life								
		0000				No Program								
24101	2200	52312	0000	000		GADSDEN DIST OFFICE	\$1,200.00	\$0.00	\$1,200.00	\$145.26	\$422.67	\$155.78	\$621.55	0.00
24101	2200	52312	0000			<i>SUBTOTAL No Program</i>	<i>\$1,200.00</i>	<i>\$0.00</i>	<i>\$1,200.00</i>	<i>\$145.26</i>	<i>\$422.67</i>	<i>\$155.78</i>	<i>\$621.55</i>	<i>0.00</i>
24101	2200	52312				<i>SUBTOTAL Life</i>	<i>\$1,200.00</i>	<i>\$0.00</i>	<i>\$1,200.00</i>	<i>\$145.26</i>	<i>\$422.67</i>	<i>\$155.78</i>	<i>\$621.55</i>	<i>0.00</i>
		52313				Dental								
		0000				No Program								
24101	2200	52313	0000	000		GADSDEN DIST OFFICE	\$3,500.00	\$0.00	\$3,500.00	\$494.52	\$1,540.79	\$566.25	\$1,392.96	0.00
24101	2200	52313	0000			<i>SUBTOTAL No Program</i>	<i>\$3,500.00</i>	<i>\$0.00</i>	<i>\$3,500.00</i>	<i>\$494.52</i>	<i>\$1,540.79</i>	<i>\$566.25</i>	<i>\$1,392.96</i>	<i>0.00</i>
24101	2200	52313				<i>SUBTOTAL Dental</i>	<i>\$3,500.00</i>	<i>\$0.00</i>	<i>\$3,500.00</i>	<i>\$494.52</i>	<i>\$1,540.79</i>	<i>\$566.25</i>	<i>\$1,392.96</i>	<i>0.00</i>
		52314				Vision								
		0000				No Program								
24101	2200	52314	0000	000		GADSDEN DIST OFFICE	\$4,250.00	\$0.00	\$4,250.00	\$90.50	\$238.22	\$102.92	\$3,908.86	0.00
24101	2200	52314	0000			<i>SUBTOTAL No Program</i>	<i>\$4,250.00</i>	<i>\$0.00</i>	<i>\$4,250.00</i>	<i>\$90.50</i>	<i>\$238.22</i>	<i>\$102.92</i>	<i>\$3,908.86</i>	<i>0.00</i>
24101	2200	52314				<i>SUBTOTAL Vision</i>	<i>\$4,250.00</i>	<i>\$0.00</i>	<i>\$4,250.00</i>	<i>\$90.50</i>	<i>\$238.22</i>	<i>\$102.92</i>	<i>\$3,908.86</i>	<i>0.00</i>
		52315				Disability								

State of New Mexico
Public School Operating Budget - Actuals Expenditure Detail Report
Gadsden - Third Quarter (Jan - Mar) - Expenditure
Submitted

Fund	Func	Obj	Prg	Loc	Job	Description	Budget	Adjustments	Adjusted Budget	Current Period	YTD	Encumbrance	Budget Balance	FTE
			0000			No Program								
24101	2200	52315	0000	000		GADSDEN DIST OFFICE	\$500.00	\$0.00	\$500.00	\$66.30	\$187.55	\$69.50	\$242.95	0.00
24101	2200	52315	0000			<i>SUBTOTAL No Program</i>	<i>\$500.00</i>	<i>\$0.00</i>	<i>\$500.00</i>	<i>\$66.30</i>	<i>\$187.55</i>	<i>\$69.50</i>	<i>\$242.95</i>	<i>0.00</i>
24101	2200	52315				<i>SUBTOTAL Disability</i>	<i>\$500.00</i>	<i>\$0.00</i>	<i>\$500.00</i>	<i>\$66.30</i>	<i>\$187.55</i>	<i>\$69.50</i>	<i>\$242.95</i>	<i>0.00</i>
		52500				Unemployment Compensation								
			0000			No Program								
24101	2200	52500	0000	000		GADSDEN DIST OFFICE	\$500.00	\$0.00	\$500.00	\$64.08	\$188.39	\$67.92	\$243.69	0.00
24101	2200	52500	0000			<i>SUBTOTAL No Program</i>	<i>\$500.00</i>	<i>\$0.00</i>	<i>\$500.00</i>	<i>\$64.08</i>	<i>\$188.39</i>	<i>\$67.92</i>	<i>\$243.69</i>	<i>0.00</i>
24101	2200	52500				<i>SUBTOTAL Unemployment Compensation</i>	<i>\$500.00</i>	<i>\$0.00</i>	<i>\$500.00</i>	<i>\$64.08</i>	<i>\$188.39</i>	<i>\$67.92</i>	<i>\$243.69</i>	<i>0.00</i>
		52710				Workers Compensation Premium								
			0000			No Program								
24101	2200	52710	0000	000		GADSDEN DIST OFFICE	\$10,000.00	\$0.00	\$10,000.00	\$2,383.80	\$7,008.41	\$2,526.81	\$464.78	0.00
24101	2200	52710	0000			<i>SUBTOTAL No Program</i>	<i>\$10,000.00</i>	<i>\$0.00</i>	<i>\$10,000.00</i>	<i>\$2,383.80</i>	<i>\$7,008.41</i>	<i>\$2,526.81</i>	<i>\$464.78</i>	<i>0.00</i>
24101	2200	52710				<i>SUBTOTAL Workers Compensation Premium</i>	<i>\$10,000.00</i>	<i>\$0.00</i>	<i>\$10,000.00</i>	<i>\$2,383.80</i>	<i>\$7,008.41</i>	<i>\$2,526.81</i>	<i>\$464.78</i>	<i>0.00</i>
		52720				Workers Compensation Employer's Fee								
			0000			No Program								
24101	2200	52720	0000	000		GADSDEN DIST OFFICE	\$500.00	\$0.00	\$500.00	\$21.15	\$63.44	\$21.16	\$415.40	0.00
24101	2200	52720	0000			<i>SUBTOTAL No Program</i>	<i>\$500.00</i>	<i>\$0.00</i>	<i>\$500.00</i>	<i>\$21.15</i>	<i>\$63.44</i>	<i>\$21.16</i>	<i>\$415.40</i>	<i>0.00</i>
24101	2200	52720				<i>SUBTOTAL Workers Compensation Employer's Fee</i>	<i>\$500.00</i>	<i>\$0.00</i>	<i>\$500.00</i>	<i>\$21.15</i>	<i>\$63.44</i>	<i>\$21.16</i>	<i>\$415.40</i>	<i>0.00</i>
		53330				Professional Development								
			0000			No Program								
24101	2200	53330	0000	000		GADSDEN DIST OFFICE	\$10,000.00	\$0.00	\$10,000.00	\$872.95	\$872.95	\$1,511.58	\$7,615.47	0.00
24101	2200	53330	0000			<i>SUBTOTAL No Program</i>	<i>\$10,000.00</i>	<i>\$0.00</i>	<i>\$10,000.00</i>	<i>\$872.95</i>	<i>\$872.95</i>	<i>\$1,511.58</i>	<i>\$7,615.47</i>	<i>0.00</i>
24101	2200	53330				<i>SUBTOTAL Professional Development</i>	<i>\$10,000.00</i>	<i>\$0.00</i>	<i>\$10,000.00</i>	<i>\$872.95</i>	<i>\$872.95</i>	<i>\$1,511.58</i>	<i>\$7,615.47</i>	<i>0.00</i>
		53414				Other Services								
			0000			No Program								
24101	2200	53414	0000	000		GADSDEN DIST OFFICE	\$500.00	\$0.00	\$500.00	\$0.00	\$0.00	\$0.00	\$500.00	0.00
24101	2200	53414	0000			<i>SUBTOTAL No Program</i>	<i>\$500.00</i>	<i>\$0.00</i>	<i>\$500.00</i>	<i>\$0.00</i>	<i>\$0.00</i>	<i>\$0.00</i>	<i>\$500.00</i>	<i>0.00</i>
24101	2200	53414				<i>SUBTOTAL Other Services</i>	<i>\$500.00</i>	<i>\$0.00</i>	<i>\$500.00</i>	<i>\$0.00</i>	<i>\$0.00</i>	<i>\$0.00</i>	<i>\$500.00</i>	<i>0.00</i>
		53711				Other Charges								
			0000			No Program								
24101	2200	53711	0000	000		GADSDEN DIST OFFICE	\$500.00	\$0.00	\$500.00	\$0.00	\$0.00	\$0.00	\$500.00	0.00
24101	2200	53711	0000			<i>SUBTOTAL No Program</i>	<i>\$500.00</i>	<i>\$0.00</i>	<i>\$500.00</i>	<i>\$0.00</i>	<i>\$0.00</i>	<i>\$0.00</i>	<i>\$500.00</i>	<i>0.00</i>
24101	2200	53711				<i>SUBTOTAL Other Charges</i>	<i>\$500.00</i>	<i>\$0.00</i>	<i>\$500.00</i>	<i>\$0.00</i>	<i>\$0.00</i>	<i>\$0.00</i>	<i>\$500.00</i>	<i>0.00</i>
		54311				Maintenance & Repair - Furniture/Fixtures/Equipment								
			0000			No Program								

State of New Mexico
Public School Operating Budget - Actuals Expenditure Detail Report
Gadsden - Third Quarter (Jan - Mar) - Expenditure
Submitted

Fund	Func	Obj	Prg	Loc	Job	Description	Budget	Adjustments	Adjusted Budget	Current Period	YTD	Encumbrance	Budget Balance	FTE
24101	2200	54311	0000	000		GADSDEN DIST OFFICE	\$50,000.00	\$0.00	\$50,000.00	\$398.50	\$1,502.50	\$1,497.50	\$47,000.00	0.00
24101	2200	54311	0000			<i>SUBTOTAL No Program</i>	<i>\$50,000.00</i>	<i>\$0.00</i>	<i>\$50,000.00</i>	<i>\$398.50</i>	<i>\$1,502.50</i>	<i>\$1,497.50</i>	<i>\$47,000.00</i>	<i>0.00</i>
24101	2200	54311				<i>SUBTOTAL Maintenance & Repair - Furniture/Fixtures/Equipment</i>	<i>\$50,000.00</i>	<i>\$0.00</i>	<i>\$50,000.00</i>	<i>\$398.50</i>	<i>\$1,502.50</i>	<i>\$1,497.50</i>	<i>\$47,000.00</i>	<i>0.00</i>
			54620			Rental - Equipment and Vehicles								
			0000			No Program								
24101	2200	54620	0000	000		GADSDEN DIST OFFICE	\$0.00	\$0.00	\$0.00	\$9,525.25	\$20,727.29	\$7,351.15	(\$28,078.44)	0.00
24101	2200	54620	0000			<i>SUBTOTAL No Program</i>	<i>\$0.00</i>	<i>\$0.00</i>	<i>\$0.00</i>	<i>\$9,525.25</i>	<i>\$20,727.29</i>	<i>\$7,351.15</i>	<i>(\$28,078.44)</i>	<i>0.00</i>
24101	2200	54620				<i>SUBTOTAL Rental - Equipment and Vehicles</i>	<i>\$0.00</i>	<i>\$0.00</i>	<i>\$0.00</i>	<i>\$9,525.25</i>	<i>\$20,727.29</i>	<i>\$7,351.15</i>	<i>(\$28,078.44)</i>	<i>0.00</i>
			55813			Employee Travel - Non-Teachers								
			0000			No Program								
24101	2200	55813	0000	000		GADSDEN DIST OFFICE	\$500.00	\$0.00	\$500.00	\$0.00	\$0.00	\$0.00	\$500.00	0.00
24101	2200	55813	0000			<i>SUBTOTAL No Program</i>	<i>\$500.00</i>	<i>\$0.00</i>	<i>\$500.00</i>	<i>\$0.00</i>	<i>\$0.00</i>	<i>\$0.00</i>	<i>\$500.00</i>	<i>0.00</i>
24101	2200	55813				<i>SUBTOTAL Employee Travel - Non-Teachers</i>	<i>\$500.00</i>	<i>\$0.00</i>	<i>\$500.00</i>	<i>\$0.00</i>	<i>\$0.00</i>	<i>\$0.00</i>	<i>\$500.00</i>	<i>0.00</i>
			56113			Software								
			0000			No Program								
24101	2200	56113	0000	000		GADSDEN DIST OFFICE	\$0.00	\$0.00	\$0.00	\$0.00	\$0.00	\$114.49	(\$114.49)	0.00
24101	2200	56113	0000			<i>SUBTOTAL No Program</i>	<i>\$0.00</i>	<i>\$0.00</i>	<i>\$0.00</i>	<i>\$0.00</i>	<i>\$0.00</i>	<i>\$114.49</i>	<i>(\$114.49)</i>	<i>0.00</i>
24101	2200	56113				<i>SUBTOTAL Software</i>	<i>\$0.00</i>	<i>\$0.00</i>	<i>\$0.00</i>	<i>\$0.00</i>	<i>\$0.00</i>	<i>\$114.49</i>	<i>(\$114.49)</i>	<i>0.00</i>
			56118			General Supplies and Materials								
			0000			No Program								
24101	2200	56118	0000	000		GADSDEN DIST OFFICE	\$25,000.00	\$0.00	\$25,000.00	\$668.59	\$4,467.49	\$0.00	\$20,532.51	0.00
24101	2200	56118	0000			<i>SUBTOTAL No Program</i>	<i>\$25,000.00</i>	<i>\$0.00</i>	<i>\$25,000.00</i>	<i>\$668.59</i>	<i>\$4,467.49</i>	<i>\$0.00</i>	<i>\$20,532.51</i>	<i>0.00</i>
24101	2200	56118				<i>SUBTOTAL General Supplies and Materials</i>	<i>\$25,000.00</i>	<i>\$0.00</i>	<i>\$25,000.00</i>	<i>\$668.59</i>	<i>\$4,467.49</i>	<i>\$0.00</i>	<i>\$20,532.51</i>	<i>0.00</i>
			57331			Fixed Assets (more than \$5,000)								
			0000			No Program								
24101	2200	57331	0000	000		GADSDEN DIST OFFICE	\$25,000.00	\$0.00	\$25,000.00	\$0.00	\$0.00	\$0.00	\$25,000.00	0.00
24101	2200	57331	0000			<i>SUBTOTAL No Program</i>	<i>\$25,000.00</i>	<i>\$0.00</i>	<i>\$25,000.00</i>	<i>\$0.00</i>	<i>\$0.00</i>	<i>\$0.00</i>	<i>\$25,000.00</i>	<i>0.00</i>
24101	2200	57331				<i>SUBTOTAL Fixed Assets (more than \$5,000)</i>	<i>\$25,000.00</i>	<i>\$0.00</i>	<i>\$25,000.00</i>	<i>\$0.00</i>	<i>\$0.00</i>	<i>\$0.00</i>	<i>\$25,000.00</i>	<i>0.00</i>
			57332			Supply Assets (\$5,000 or less)								
			0000			No Program								
24101	2200	57332	0000	000		GADSDEN DIST OFFICE	\$15,000.00	\$0.00	\$15,000.00	\$0.00	\$777.00	\$0.00	\$14,223.00	0.00
24101	2200	57332	0000			<i>SUBTOTAL No Program</i>	<i>\$15,000.00</i>	<i>\$0.00</i>	<i>\$15,000.00</i>	<i>\$0.00</i>	<i>\$777.00</i>	<i>\$0.00</i>	<i>\$14,223.00</i>	<i>0.00</i>
24101	2200	57332				<i>SUBTOTAL Supply Assets (\$5,000 or less)</i>	<i>\$15,000.00</i>	<i>\$0.00</i>	<i>\$15,000.00</i>	<i>\$0.00</i>	<i>\$777.00</i>	<i>\$0.00</i>	<i>\$14,223.00</i>	<i>0.00</i>
24101	2200					<i>SUBTOTAL Support Services-Instruction</i>	<i>\$723,950.00</i>	<i>\$0.00</i>	<i>\$723,950.00</i>	<i>\$134,359.43</i>	<i>\$384,342.89</i>	<i>\$141,516.72</i>	<i>\$198,090.39</i>	<i>6.00</i>

State of New Mexico
Public School Operating Budget - Actuals Expenditure Detail Report
Gadsden - Third Quarter (Jan - Mar) - Expenditure
Submitted

Fund	Func	Obj	Prg	Loc	Job	Description	Budget	Adjustments	Adjusted Budget	Current Period	YTD	Encumbrance	Budget Balance	FTE
	2300					Support Services- General Administration								
		53330				Professional Development								
			0000			No Program								
24101	2300	53330	0000	000		GADSDEN DIST OFFICE	\$0.00	\$0.00	\$0.00	\$165.00	\$165.00	\$0.00	(\$165.00)	0.00
24101	2300	53330	0000			<i>SUBTOTAL No Program</i>	<i>\$0.00</i>	<i>\$0.00</i>	<i>\$0.00</i>	<i>\$165.00</i>	<i>\$165.00</i>	<i>\$0.00</i>	<i>(\$165.00)</i>	<i>0.00</i>
24101	2300	53330				<i>SUBTOTAL Professional Development</i>	<i>\$0.00</i>	<i>\$0.00</i>	<i>\$0.00</i>	<i>\$165.00</i>	<i>\$165.00</i>	<i>\$0.00</i>	<i>(\$165.00)</i>	<i>0.00</i>
		53713				Indirect Costs - Program Administration								
			0000			No Program								
24101	2300	53713	0000	000		GADSDEN DIST OFFICE	\$269,068.00	\$0.00	\$269,068.00	\$157,185.14	\$203,727.07	\$0.00	\$65,340.93	0.00
24101	2300	53713	0000			<i>SUBTOTAL No Program</i>	<i>\$269,068.00</i>	<i>\$0.00</i>	<i>\$269,068.00</i>	<i>\$157,185.14</i>	<i>\$203,727.07</i>	<i>\$0.00</i>	<i>\$65,340.93</i>	<i>0.00</i>
24101	2300	53713				<i>SUBTOTAL Indirect Costs - Program Administration</i>	<i>\$269,068.00</i>	<i>\$0.00</i>	<i>\$269,068.00</i>	<i>\$157,185.14</i>	<i>\$203,727.07</i>	<i>\$0.00</i>	<i>\$65,340.93</i>	<i>0.00</i>
24101	2300					<i>SUBTOTAL Support Services-General Administration</i>	<i>\$269,068.00</i>	<i>\$0.00</i>	<i>\$269,068.00</i>	<i>\$157,350.14</i>	<i>\$203,892.07</i>	<i>\$0.00</i>	<i>\$65,175.93</i>	<i>0.00</i>
	2400					Support Services-School Administration								
		53330				Professional Development								
			0000			No Program								
24101	2400	53330	0000	000		GADSDEN DIST OFFICE	\$50,000.00	\$0.00	\$50,000.00	\$0.00	\$395.00	\$0.00	\$49,605.00	0.00
24101	2400	53330	0000			<i>SUBTOTAL No Program</i>	<i>\$50,000.00</i>	<i>\$0.00</i>	<i>\$50,000.00</i>	<i>\$0.00</i>	<i>\$395.00</i>	<i>\$0.00</i>	<i>\$49,605.00</i>	<i>0.00</i>
24101	2400	53330				<i>SUBTOTAL Professional Development</i>	<i>\$50,000.00</i>	<i>\$0.00</i>	<i>\$50,000.00</i>	<i>\$0.00</i>	<i>\$395.00</i>	<i>\$0.00</i>	<i>\$49,605.00</i>	<i>0.00</i>
24101	2400					<i>SUBTOTAL Support Services-School Administration</i>	<i>\$50,000.00</i>	<i>\$0.00</i>	<i>\$50,000.00</i>	<i>\$0.00</i>	<i>\$395.00</i>	<i>\$0.00</i>	<i>\$49,605.00</i>	<i>0.00</i>
	2500					Central Services								
		51100				Salaries Expense								
			0000			No Program								
			0000			GADSDEN DIST OFFICE								
24101	2500	51100	0000	000	1511	Data Processing	\$250,000.00	\$0.00	\$250,000.00	\$48,348.84	\$143,365.24	\$48,227.08	\$58,407.68	6.00
24101	2500	51100	0000	000		<i>SUBTOTAL GADSDEN DIST OFFICE</i>	<i>\$250,000.00</i>	<i>\$0.00</i>	<i>\$250,000.00</i>	<i>\$48,348.84</i>	<i>\$143,365.24</i>	<i>\$48,227.08</i>	<i>\$58,407.68</i>	<i>6.00</i>
24101	2500	51100	0000			<i>SUBTOTAL No Program</i>	<i>\$250,000.00</i>	<i>\$0.00</i>	<i>\$250,000.00</i>	<i>\$48,348.84</i>	<i>\$143,365.24</i>	<i>\$48,227.08</i>	<i>\$58,407.68</i>	<i>6.00</i>
24101	2500	51100				<i>SUBTOTAL Salaries Expense</i>	<i>\$250,000.00</i>	<i>\$0.00</i>	<i>\$250,000.00</i>	<i>\$48,348.84</i>	<i>\$143,365.24</i>	<i>\$48,227.08</i>	<i>\$58,407.68</i>	<i>6.00</i>
		52111				Educational Retirement								
			0000			No Program								
24101	2500	52111	0000	000		GADSDEN DIST OFFICE	\$46,000.00	\$0.00	\$46,000.00	\$7,324.95	\$21,720.15	\$7,306.48	\$16,973.37	0.00
24101	2500	52111	0000			<i>SUBTOTAL No Program</i>	<i>\$46,000.00</i>	<i>\$0.00</i>	<i>\$46,000.00</i>	<i>\$7,324.95</i>	<i>\$21,720.15</i>	<i>\$7,306.48</i>	<i>\$16,973.37</i>	<i>0.00</i>
24101	2500	52111				<i>SUBTOTAL Educational Retirement</i>	<i>\$46,000.00</i>	<i>\$0.00</i>	<i>\$46,000.00</i>	<i>\$7,324.95</i>	<i>\$21,720.15</i>	<i>\$7,306.48</i>	<i>\$16,973.37</i>	<i>0.00</i>
		52112				ERA - Retiree Health								

State of New Mexico
Public School Operating Budget - Actuals Expenditure Detail Report
Gadsden - Third Quarter (Jan - Mar) - Expenditure
Submitted

Fund	Func	Obj	Prg	Loc	Job	Description	Budget	Adjustments	Adjusted Budget	Current Period	YTD	Encumbrance	Budget Balance	FTE
			0000			No Program								
24101	2500	52112	0000	000		GADSDEN DIST OFFICE	\$7,000.00	\$0.00	\$7,000.00	\$966.96	\$2,867.28	\$964.53	\$3,168.19	0.00
24101	2500	52112	0000			<i>SUBTOTAL No Program</i>	<i>\$7,000.00</i>	<i>\$0.00</i>	<i>\$7,000.00</i>	<i>\$966.96</i>	<i>\$2,867.28</i>	<i>\$964.53</i>	<i>\$3,168.19</i>	<i>0.00</i>
24101	2500	52112				<i>SUBTOTAL ERA - Retiree Health</i>	<i>\$7,000.00</i>	<i>\$0.00</i>	<i>\$7,000.00</i>	<i>\$966.96</i>	<i>\$2,867.28</i>	<i>\$964.53</i>	<i>\$3,168.19</i>	<i>0.00</i>
			52210			FICA Payments								
			0000			No Program								
24101	2500	52210	0000	000		GADSDEN DIST OFFICE	\$20,150.00	\$0.00	\$20,150.00	\$2,670.07	\$7,994.77	\$2,658.16	\$9,497.07	0.00
24101	2500	52210	0000			<i>SUBTOTAL No Program</i>	<i>\$20,150.00</i>	<i>\$0.00</i>	<i>\$20,150.00</i>	<i>\$2,670.07</i>	<i>\$7,994.77</i>	<i>\$2,658.16</i>	<i>\$9,497.07</i>	<i>0.00</i>
24101	2500	52210				<i>SUBTOTAL FICA Payments</i>	<i>\$20,150.00</i>	<i>\$0.00</i>	<i>\$20,150.00</i>	<i>\$2,670.07</i>	<i>\$7,994.77</i>	<i>\$2,658.16</i>	<i>\$9,497.07</i>	<i>0.00</i>
			52220			Medicare Payments								
			0000			No Program								
24101	2500	52220	0000	000		GADSDEN DIST OFFICE	\$5,000.00	\$0.00	\$5,000.00	\$624.53	\$1,870.01	\$621.74	\$2,508.25	0.00
24101	2500	52220	0000			<i>SUBTOTAL No Program</i>	<i>\$5,000.00</i>	<i>\$0.00</i>	<i>\$5,000.00</i>	<i>\$624.53</i>	<i>\$1,870.01</i>	<i>\$621.74</i>	<i>\$2,508.25</i>	<i>0.00</i>
24101	2500	52220				<i>SUBTOTAL Medicare Payments</i>	<i>\$5,000.00</i>	<i>\$0.00</i>	<i>\$5,000.00</i>	<i>\$624.53</i>	<i>\$1,870.01</i>	<i>\$621.74</i>	<i>\$2,508.25</i>	<i>0.00</i>
			52311			Health and Medical Premiums								
			0000			No Program								
24101	2500	52311	0000	000		GADSDEN DIST OFFICE	\$35,000.00	\$0.00	\$35,000.00	\$8,806.80	\$22,760.86	\$8,806.80	\$3,432.34	0.00
24101	2500	52311	0000			<i>SUBTOTAL No Program</i>	<i>\$35,000.00</i>	<i>\$0.00</i>	<i>\$35,000.00</i>	<i>\$8,806.80</i>	<i>\$22,760.86</i>	<i>\$8,806.80</i>	<i>\$3,432.34</i>	<i>0.00</i>
24101	2500	52311				<i>SUBTOTAL Health and Medical Premiums</i>	<i>\$35,000.00</i>	<i>\$0.00</i>	<i>\$35,000.00</i>	<i>\$8,806.80</i>	<i>\$22,760.86</i>	<i>\$8,806.80</i>	<i>\$3,432.34</i>	<i>0.00</i>
			52312			Life								
			0000			No Program								
24101	2500	52312	0000	000		GADSDEN DIST OFFICE	\$600.00	\$0.00	\$600.00	\$94.68	\$285.81	\$94.68	\$219.51	0.00
24101	2500	52312	0000			<i>SUBTOTAL No Program</i>	<i>\$600.00</i>	<i>\$0.00</i>	<i>\$600.00</i>	<i>\$94.68</i>	<i>\$285.81</i>	<i>\$94.68</i>	<i>\$219.51</i>	<i>0.00</i>
24101	2500	52312				<i>SUBTOTAL Life</i>	<i>\$600.00</i>	<i>\$0.00</i>	<i>\$600.00</i>	<i>\$94.68</i>	<i>\$285.81</i>	<i>\$94.68</i>	<i>\$219.51</i>	<i>0.00</i>
			52313			Dental								
			0000			No Program								
24101	2500	52313	0000	000		GADSDEN DIST OFFICE	\$2,000.00	\$0.00	\$2,000.00	\$268.74	\$693.91	\$268.74	\$1,037.35	0.00
24101	2500	52313	0000			<i>SUBTOTAL No Program</i>	<i>\$2,000.00</i>	<i>\$0.00</i>	<i>\$2,000.00</i>	<i>\$268.74</i>	<i>\$693.91</i>	<i>\$268.74</i>	<i>\$1,037.35</i>	<i>0.00</i>
24101	2500	52313				<i>SUBTOTAL Dental</i>	<i>\$2,000.00</i>	<i>\$0.00</i>	<i>\$2,000.00</i>	<i>\$268.74</i>	<i>\$693.91</i>	<i>\$268.74</i>	<i>\$1,037.35</i>	<i>0.00</i>
			52314			Vision								
			0000			No Program								
24101	2500	52314	0000	000		GADSDEN DIST OFFICE	\$400.00	\$0.00	\$400.00	\$55.86	\$141.98	\$55.86	\$202.16	0.00
24101	2500	52314	0000			<i>SUBTOTAL No Program</i>	<i>\$400.00</i>	<i>\$0.00</i>	<i>\$400.00</i>	<i>\$55.86</i>	<i>\$141.98</i>	<i>\$55.86</i>	<i>\$202.16</i>	<i>0.00</i>
24101	2500	52314				<i>SUBTOTAL Vision</i>	<i>\$400.00</i>	<i>\$0.00</i>	<i>\$400.00</i>	<i>\$55.86</i>	<i>\$141.98</i>	<i>\$55.86</i>	<i>\$202.16</i>	<i>0.00</i>
			52315			Disability								
			0000			No Program								
24101	2500	52315	0000	000		GADSDEN DIST OFFICE	\$400.00	\$0.00	\$400.00	\$55.32	\$158.56	\$55.32	\$186.12	0.00
24101	2500	52315	0000			<i>SUBTOTAL No Program</i>	<i>\$400.00</i>	<i>\$0.00</i>	<i>\$400.00</i>	<i>\$55.32</i>	<i>\$158.56</i>	<i>\$55.32</i>	<i>\$186.12</i>	<i>0.00</i>
24101	2500	52315				<i>SUBTOTAL Disability</i>	<i>\$400.00</i>	<i>\$0.00</i>	<i>\$400.00</i>	<i>\$55.32</i>	<i>\$158.56</i>	<i>\$55.32</i>	<i>\$186.12</i>	<i>0.00</i>

State of New Mexico
Public School Operating Budget - Actuals Expenditure Detail Report
Gadsden - Third Quarter (Jan - Mar) - Expenditure
Submitted

Fund	Func	Obj	Prg	Loc	Job	Description	Budget	Adjustments	Adjusted Budget	Current Period	YTD	Encumbrance	Budget Balance	FTE
			52500			Unemployment Compensation								
			0000			No Program								
24101	2500	52500	0000	000		GADSDEN DIST OFFICE	\$400.00	\$0.00	\$400.00	\$35.88	\$106.41	\$35.79	\$257.80	0.00
24101	2500	52500	0000			<i>SUBTOTAL No Program</i>	<i>\$400.00</i>	<i>\$0.00</i>	<i>\$400.00</i>	<i>\$35.88</i>	<i>\$106.41</i>	<i>\$35.79</i>	<i>\$257.80</i>	<i>0.00</i>
24101	2500	52500				<i>SUBTOTAL Unemployment Compensation</i>	<i>\$400.00</i>	<i>\$0.00</i>	<i>\$400.00</i>	<i>\$35.88</i>	<i>\$106.41</i>	<i>\$35.79</i>	<i>\$257.80</i>	<i>0.00</i>
			52710			Workers Compensation Premium								
			0000			No Program								
24101	2500	52710	0000	000		GADSDEN DIST OFFICE	\$9,000.00	\$0.00	\$9,000.00	\$1,334.99	\$3,958.60	\$1,331.63	\$3,709.77	0.00
24101	2500	52710	0000			<i>SUBTOTAL No Program</i>	<i>\$9,000.00</i>	<i>\$0.00</i>	<i>\$9,000.00</i>	<i>\$1,334.99</i>	<i>\$3,958.60</i>	<i>\$1,331.63</i>	<i>\$3,709.77</i>	<i>0.00</i>
24101	2500	52710				<i>SUBTOTAL Workers Compensation Premium</i>	<i>\$9,000.00</i>	<i>\$0.00</i>	<i>\$9,000.00</i>	<i>\$1,334.99</i>	<i>\$3,958.60</i>	<i>\$1,331.63</i>	<i>\$3,709.77</i>	<i>0.00</i>
			52720			Workers Compensation Employer's Fee								
			0000			No Program								
24101	2500	52720	0000	000		GADSDEN DIST OFFICE	\$300.00	\$0.00	\$300.00	\$13.80	\$41.40	\$13.80	\$244.80	0.00
24101	2500	52720	0000			<i>SUBTOTAL No Program</i>	<i>\$300.00</i>	<i>\$0.00</i>	<i>\$300.00</i>	<i>\$13.80</i>	<i>\$41.40</i>	<i>\$13.80</i>	<i>\$244.80</i>	<i>0.00</i>
24101	2500	52720				<i>SUBTOTAL Workers Compensation Employer's Fee</i>	<i>\$300.00</i>	<i>\$0.00</i>	<i>\$300.00</i>	<i>\$13.80</i>	<i>\$41.40</i>	<i>\$13.80</i>	<i>\$244.80</i>	<i>0.00</i>
			53330			Professional Development								
			0000			No Program								
24101	2500	53330	0000	000		GADSDEN DIST OFFICE	\$3,000.00	\$0.00	\$3,000.00	\$330.00	\$2,567.00	\$0.00	\$433.00	0.00
24101	2500	53330	0000			<i>SUBTOTAL No Program</i>	<i>\$3,000.00</i>	<i>\$0.00</i>	<i>\$3,000.00</i>	<i>\$330.00</i>	<i>\$2,567.00</i>	<i>\$0.00</i>	<i>\$433.00</i>	<i>0.00</i>
24101	2500	53330				<i>SUBTOTAL Professional Development</i>	<i>\$3,000.00</i>	<i>\$0.00</i>	<i>\$3,000.00</i>	<i>\$330.00</i>	<i>\$2,567.00</i>	<i>\$0.00</i>	<i>\$433.00</i>	<i>0.00</i>
24101	2500					<i>SUBTOTAL Central Services</i>	<i>\$379,250.00</i>	<i>\$0.00</i>	<i>\$379,250.00</i>	<i>\$70,931.42</i>	<i>\$208,531.98</i>	<i>\$70,440.61</i>	<i>\$100,277.41</i>	<i>6.00</i>
			2600			Operation & Maintenance of Plant								
			54313			Maintenance & Repair - Vehicles								
			0000			No Program								
24101	2600	54313	0000	000		GADSDEN DIST OFFICE	\$25,000.00	\$0.00	\$25,000.00	\$0.00	\$264.57	\$0.00	\$24,735.43	0.00
24101	2600	54313	0000			<i>SUBTOTAL No Program</i>	<i>\$25,000.00</i>	<i>\$0.00</i>	<i>\$25,000.00</i>	<i>\$0.00</i>	<i>\$264.57</i>	<i>\$0.00</i>	<i>\$24,735.43</i>	<i>0.00</i>
24101	2600	54313				<i>SUBTOTAL Maintenance & Repair - Vehicles</i>	<i>\$25,000.00</i>	<i>\$0.00</i>	<i>\$25,000.00</i>	<i>\$0.00</i>	<i>\$264.57</i>	<i>\$0.00</i>	<i>\$24,735.43</i>	<i>0.00</i>
			54416			Communication Services								
			0000			No Program								
24101	2600	54416	0000	000		GADSDEN DIST OFFICE	\$35,000.00	\$0.00	\$35,000.00	\$3,025.03	\$10,046.69	\$1,892.91	\$23,060.40	0.00
24101	2600	54416	0000			<i>SUBTOTAL No Program</i>	<i>\$35,000.00</i>	<i>\$0.00</i>	<i>\$35,000.00</i>	<i>\$3,025.03</i>	<i>\$10,046.69</i>	<i>\$1,892.91</i>	<i>\$23,060.40</i>	<i>0.00</i>
24101	2600	54416				<i>SUBTOTAL Communication Services</i>	<i>\$35,000.00</i>	<i>\$0.00</i>	<i>\$35,000.00</i>	<i>\$3,025.03</i>	<i>\$10,046.69</i>	<i>\$1,892.91</i>	<i>\$23,060.40</i>	<i>0.00</i>
			56118			General Supplies and Materials								
			0000			No Program								

State of New Mexico
Public School Operating Budget - Actuals Expenditure Detail Report
Gadsden - Third Quarter (Jan - Mar) - Expenditure
Submitted

Fund	Func	Obj	Prg	Loc	Job	Description	Budget	Adjustments	Adjusted Budget	Current Period	YTD	Encumbrance	Budget Balance	FTE
24101	2600	56118	0000	000		GADSDEN DIST OFFICE	\$5,000.00	\$0.00	\$5,000.00	\$0.00	\$1,145.88	\$325.00	\$3,529.12	0.00
24101	2600	56118	0000			SUBTOTAL No Program	\$5,000.00	\$0.00	\$5,000.00	\$0.00	\$1,145.88	\$325.00	\$3,529.12	0.00
24101	2600	56118				SUBTOTAL General Supplies and Materials	\$5,000.00	\$0.00	\$5,000.00	\$0.00	\$1,145.88	\$325.00	\$3,529.12	0.00
24101	2600					SUBTOTAL Operation & Maintenance of Plant	\$65,000.00	\$0.00	\$65,000.00	\$3,025.03	\$11,457.14	\$2,217.91	\$51,324.95	0.00
	2700					Student Transportation								
		56215				Tires/Tubes								
			0000			No Program								
24101	2700	56215	0000	000		GADSDEN DIST OFFICE	\$20,000.00	\$0.00	\$20,000.00	\$0.00	\$0.00	\$0.00	\$20,000.00	0.00
24101	2700	56215	0000			SUBTOTAL No Program	\$20,000.00	\$0.00	\$20,000.00	\$0.00	\$0.00	\$0.00	\$20,000.00	0.00
24101	2700	56215				SUBTOTAL Tires/Tubes	\$20,000.00	\$0.00	\$20,000.00	\$0.00	\$0.00	\$0.00	\$20,000.00	0.00
24101	2700					SUBTOTAL Student Transportation	\$20,000.00	\$0.00	\$20,000.00	\$0.00	\$0.00	\$0.00	\$20,000.00	0.00
24101	2000					SUBTOTAL Support Services	\$2,686,337.00	\$0.00	\$2,686,337.00	\$574,903.95	\$1,377,941.21	\$446,015.93	\$862,379.86	28.00
24101	1					TOTAL Title I - ESEA	\$9,272,020.00	\$0.00	\$9,272,020.00	\$1,992,739.52	\$5,387,622.06	\$2,277,755.03	\$1,606,642.91	102.50
24103						Migrant Children Education Instruction								
	1000					Tuition For Concurrent Enrollment								
		53760				Regular Education (K-12) Programs								
24103	1000	53760	1010	000		GADSDEN DIST OFFICE	\$500.00	\$0.00	\$500.00	\$0.00	\$0.00	\$0.00	\$500.00	0.00
24103	1000	53760	1010			SUBTOTAL Regular Education (K-12) Programs	\$500.00	\$0.00	\$500.00	\$0.00	\$0.00	\$0.00	\$500.00	0.00
24103	1000	53760				SUBTOTAL Tuition For Concurrent Enrollment	\$500.00	\$0.00	\$500.00	\$0.00	\$0.00	\$0.00	\$500.00	0.00
		56118				General Supplies and Materials								
			1010			Regular Education (K-12) Programs								
24103	1000	56118	1010	000		GADSDEN DIST OFFICE	\$9,397.00	\$0.00	\$9,397.00	\$0.00	\$0.00	\$0.00	\$9,397.00	0.00
24103	1000	56118	1010			SUBTOTAL Regular Education (K-12) Programs	\$9,397.00	\$0.00	\$9,397.00	\$0.00	\$0.00	\$0.00	\$9,397.00	0.00
24103	1000	56118				SUBTOTAL General Supplies and Materials	\$9,397.00	\$0.00	\$9,397.00	\$0.00	\$0.00	\$0.00	\$9,397.00	0.00
24103	1000					SUBTOTAL Instruction	\$9,897.00	\$0.00	\$9,897.00	\$0.00	\$0.00	\$0.00	\$9,897.00	0.00
	2000					Support Services								
	2100					Support Services-Students								
		51200				Overtime Expense								
			0000			No Program								
				000		GADSDEN DIST OFFICE								

State of New Mexico
Public School Operating Budget - Actuals Expenditure Detail Report
Gadsden - Third Quarter (Jan - Mar) - Expenditure
Submitted

Fund	Func	Obj	Prg	Loc	Job	Description	Budget	Adjustments	Adjusted Budget	Current Period	YTD	Encumbrance	Budget Balance	FTE
24103	2100	51200	0000	000	1217	Secretarial/Clerical/Technical Assistants	\$0.00	\$0.00	\$0.00	\$0.00	\$610.55	\$0.00	(\$610.55)	0.00
24103	2100	51200	0000	000		SUBTOTAL GADSDEN DIST OFFICE	\$0.00	\$0.00	\$0.00	\$0.00	\$610.55	\$0.00	(\$610.55)	0.00
24103	2100	51200	0000			SUBTOTAL No Program	\$0.00	\$0.00	\$0.00	\$0.00	\$610.55	\$0.00	(\$610.55)	0.00
24103	2100	51200				SUBTOTAL Overtime Expense	\$0.00	\$0.00	\$0.00	\$0.00	\$610.55	\$0.00	(\$610.55)	0.00
		51300				Additional Compensation								
		0000				No Program								
				000		GADSDEN DIST OFFICE								
24103	2100	51300	0000	000	1214	Guidance Counselors/Social Workers	\$39,500.00	\$0.00	\$39,500.00	\$6,709.14	\$21,415.03	\$7,427.08	\$10,657.89	0.00
24103	2100	51300	0000	000	1217	Secretarial/Clerical/Technical Assistants	\$0.00	\$0.00	\$0.00	\$0.00	\$603.98	\$0.00	(\$603.98)	0.00
24103	2100	51300	0000	000		SUBTOTAL GADSDEN DIST OFFICE	\$39,500.00	\$0.00	\$39,500.00	\$6,709.14	\$22,019.01	\$7,427.08	\$10,053.91	0.00
24103	2100	51300	0000			SUBTOTAL No Program	\$39,500.00	\$0.00	\$39,500.00	\$6,709.14	\$22,019.01	\$7,427.08	\$10,053.91	0.00
24103	2100	51300				SUBTOTAL Additional Compensation	\$39,500.00	\$0.00	\$39,500.00	\$6,709.14	\$22,019.01	\$7,427.08	\$10,053.91	0.00
		52111				Educational Retirement								
		0000				No Program								
24103	2100	52111	0000	000		GADSDEN DIST OFFICE	\$5,000.00	\$0.00	\$5,000.00	\$1,016.28	\$3,428.05	\$1,125.06	\$446.89	0.00
24103	2100	52111	0000			SUBTOTAL No Program	\$5,000.00	\$0.00	\$5,000.00	\$1,016.28	\$3,428.05	\$1,125.06	\$446.89	0.00
24103	2100	52111				SUBTOTAL Educational Retirement	\$5,000.00	\$0.00	\$5,000.00	\$1,016.28	\$3,428.05	\$1,125.06	\$446.89	0.00
		52112				ERA - Retiree Health								
		0000				No Program								
24103	2100	52112	0000	000		GADSDEN DIST OFFICE	\$700.00	\$0.00	\$700.00	\$134.22	\$452.72	\$148.58	\$98.70	0.00
24103	2100	52112	0000			SUBTOTAL No Program	\$700.00	\$0.00	\$700.00	\$134.22	\$452.72	\$148.58	\$98.70	0.00
24103	2100	52112				SUBTOTAL ERA - Retiree Health	\$700.00	\$0.00	\$700.00	\$134.22	\$452.72	\$148.58	\$98.70	0.00
		52210				FICA Payments								
		0000				No Program								
24103	2100	52210	0000	000		GADSDEN DIST OFFICE	\$1,900.00	\$0.00	\$1,900.00	\$386.22	\$1,327.43	\$427.32	\$145.25	0.00
24103	2100	52210	0000			SUBTOTAL No Program	\$1,900.00	\$0.00	\$1,900.00	\$386.22	\$1,327.43	\$427.32	\$145.25	0.00
24103	2100	52210				SUBTOTAL FICA Payments	\$1,900.00	\$0.00	\$1,900.00	\$386.22	\$1,327.43	\$427.32	\$145.25	0.00
		52220				Medicare Payments								
		0000				No Program								
24103	2100	52220	0000	000		GADSDEN DIST OFFICE	\$550.00	\$0.00	\$550.00	\$90.42	\$310.67	\$100.05	\$139.28	0.00
24103	2100	52220	0000			SUBTOTAL No Program	\$550.00	\$0.00	\$550.00	\$90.42	\$310.67	\$100.05	\$139.28	0.00
24103	2100	52220				SUBTOTAL Medicare Payments	\$550.00	\$0.00	\$550.00	\$90.42	\$310.67	\$100.05	\$139.28	0.00
		52500				Unemployment Compensation								
		0000				No Program								
24103	2100	52500	0000	000		GADSDEN DIST OFFICE	\$0.00	\$0.00	\$0.00	\$4.80	\$16.46	\$5.30	(\$21.76)	0.00
24103	2100	52500	0000			SUBTOTAL No Program	\$0.00	\$0.00	\$0.00	\$4.80	\$16.46	\$5.30	(\$21.76)	0.00

State of New Mexico
Public School Operating Budget - Actuals Expenditure Detail Report
Gadsden - Third Quarter (Jan - Mar) - Expenditure
Submitted

Fund	Func	Obj	Prg	Loc	Job	Description	Budget	Adjustments	Adjusted Budget	Current Period	YTD	Encumbrance	Budget Balance	FTE
24103	2100	52500				<i>SUBTOTAL Unemployment Compensation</i>	\$0.00	\$0.00	\$0.00	\$4.80	\$16.46	\$5.30	(\$21.76)	0.00
		52710				<i>Workers Compensation Premium</i>								
		0000				<i>No Program</i>								
24103	2100	52710	0000	000		GADSDEN DIST OFFICE	\$0.00	\$0.00	\$0.00	\$185.16	\$624.58	\$204.99	(\$829.57)	0.00
24103	2100	52710	0000			<i>SUBTOTAL No Program</i>	\$0.00	\$0.00	\$0.00	\$185.16	\$624.58	\$204.99	(\$829.57)	0.00
24103	2100	52710				<i>SUBTOTAL Workers Compensation Premium</i>	\$0.00	\$0.00	\$0.00	\$185.16	\$624.58	\$204.99	(\$829.57)	0.00
		53330				<i>Professional Development</i>								
		0000				<i>No Program</i>								
24103	2100	53330	0000	000		GADSDEN DIST OFFICE	\$6,000.00	\$0.00	\$6,000.00	\$2,100.00	\$3,120.00	\$0.00	\$2,880.00	0.00
24103	2100	53330	0000			<i>SUBTOTAL No Program</i>	\$6,000.00	\$0.00	\$6,000.00	\$2,100.00	\$3,120.00	\$0.00	\$2,880.00	0.00
24103	2100	53330				<i>SUBTOTAL Professional Development</i>	\$6,000.00	\$0.00	\$6,000.00	\$2,100.00	\$3,120.00	\$0.00	\$2,880.00	0.00
		55813				<i>Employee Travel - Non-Teachers</i>								
		0000				<i>No Program</i>								
24103	2100	55813	0000	000		GADSDEN DIST OFFICE	\$0.00	\$0.00	\$0.00	\$0.00	\$149.69	\$0.00	(\$149.69)	0.00
24103	2100	55813	0000			<i>SUBTOTAL No Program</i>	\$0.00	\$0.00	\$0.00	\$0.00	\$149.69	\$0.00	(\$149.69)	0.00
24103	2100	55813				<i>SUBTOTAL Employee Travel - Non-Teachers</i>	\$0.00	\$0.00	\$0.00	\$0.00	\$149.69	\$0.00	(\$149.69)	0.00
		56118				<i>General Supplies and Materials</i>								
		0000				<i>No Program</i>								
24103	2100	56118	0000	000		GADSDEN DIST OFFICE	\$2,000.00	\$0.00	\$2,000.00	\$0.00	\$0.00	\$0.00	\$2,000.00	0.00
24103	2100	56118	0000			<i>SUBTOTAL No Program</i>	\$2,000.00	\$0.00	\$2,000.00	\$0.00	\$0.00	\$0.00	\$2,000.00	0.00
24103	2100	56118				<i>SUBTOTAL General Supplies and Materials</i>	\$2,000.00	\$0.00	\$2,000.00	\$0.00	\$0.00	\$0.00	\$2,000.00	0.00
24103	2100					<i>SUBTOTAL Support Services-Students</i>	\$55,650.00	\$0.00	\$55,650.00	\$10,626.24	\$32,059.16	\$9,438.38	\$14,152.46	0.00
		2300				<i>Support Services-General Administration</i>								
		53713				<i>Indirect Costs - Program Administration</i>								
		0000				<i>No Program</i>								
24103	2300	53713	0000	000		GADSDEN DIST OFFICE	\$1,698.00	\$0.00	\$1,698.00	\$962.00	\$1,259.92	\$0.00	\$438.08	0.00
24103	2300	53713	0000			<i>SUBTOTAL No Program</i>	\$1,698.00	\$0.00	\$1,698.00	\$962.00	\$1,259.92	\$0.00	\$438.08	0.00
24103	2300	53713				<i>SUBTOTAL Indirect Costs - Program Administration</i>	\$1,698.00	\$0.00	\$1,698.00	\$962.00	\$1,259.92	\$0.00	\$438.08	0.00
24103	2300					<i>SUBTOTAL Support Services-General Administration</i>	\$1,698.00	\$0.00	\$1,698.00	\$962.00	\$1,259.92	\$0.00	\$438.08	0.00
24103	2000					<i>SUBTOTAL Support Services</i>	\$57,348.00	\$0.00	\$57,348.00	\$11,588.24	\$33,319.08	\$9,438.38	\$14,590.54	0.00
24103	3					<i>TOTAL Migrant Children Education</i>	\$67,245.00	\$0.00	\$67,245.00	\$11,588.24	\$33,319.08	\$9,438.38	\$24,487.54	0.00
24106						<i>Entitlement IDEA-B</i>								

State of New Mexico
Public School Operating Budget - Actuals Expenditure Detail Report
Gadsden - Third Quarter (Jan - Mar) - Expenditure
Submitted

Fund	Func	Obj	Prg	Loc	Job	Description	Budget	Adjustments	Adjusted Budget	Current Period	YTD	Encumbrance	Budget Balance	FTE
	1000					Instruction								
		51100				Salaries Expense								
			0000			No Program								
				000		GADSDEN DIST OFFICE								
24106	1000	51100	0000	000	1611	Substitutes-Sick Leave	\$10,000.00	\$0.00	\$10,000.00	\$1,410.00	\$6,674.95	\$516.00	\$2,809.05	0.00
24106	1000	51100	0000	000	1612	Substitutes-Other Leave	\$30,000.00	\$0.00	\$30,000.00	\$26,766.00	\$58,124.94	\$3,024.00	(\$31,148.94)	0.00
<i>24106</i>	<i>1000</i>	<i>51100</i>	<i>0000</i>	<i>000</i>		<i>SUBTOTAL GADSDEN DIST OFFICE</i>	<i>\$40,000.00</i>	<i>\$0.00</i>	<i>\$40,000.00</i>	<i>\$28,176.00</i>	<i>\$64,799.89</i>	<i>\$3,540.00</i>	<i>(\$28,339.89)</i>	<i>0.00</i>
<i>24106</i>	<i>1000</i>	<i>51100</i>	<i>0000</i>			<i>SUBTOTAL No Program</i>	<i>\$40,000.00</i>	<i>\$0.00</i>	<i>\$40,000.00</i>	<i>\$28,176.00</i>	<i>\$64,799.89</i>	<i>\$3,540.00</i>	<i>(\$28,339.89)</i>	<i>0.00</i>
			2000			Special Programs								
				000		GADSDEN DIST OFFICE								
24106	1000	51100	2000	000	1412	Teachers- Special Education	\$1,234,894.00	\$0.00	\$1,234,894.00	\$289,202.27	\$788,067.26	\$349,434.46	\$97,392.28	21.07
24106	1000	51100	2000	000	1712	Instructional Assistants-Special Education	\$479,084.00	\$0.00	\$479,084.00	\$112,517.85	\$309,295.66	\$142,825.32	\$26,963.02	27.00
<i>24106</i>	<i>1000</i>	<i>51100</i>	<i>2000</i>	<i>000</i>		<i>SUBTOTAL GADSDEN DIST OFFICE</i>	<i>\$1,713,978.00</i>	<i>\$0.00</i>	<i>\$1,713,978.00</i>	<i>\$401,720.12</i>	<i>\$1,097,362.92</i>	<i>\$492,259.78</i>	<i>\$124,355.30</i>	<i>48.07</i>
<i>24106</i>	<i>1000</i>	<i>51100</i>	<i>2000</i>			<i>SUBTOTAL Special Programs</i>	<i>\$1,713,978.00</i>	<i>\$0.00</i>	<i>\$1,713,978.00</i>	<i>\$401,720.12</i>	<i>\$1,097,362.92</i>	<i>\$492,259.78</i>	<i>\$124,355.30</i>	<i>48.07</i>
<i>24106</i>	<i>1000</i>	<i>51100</i>				<i>SUBTOTAL Salaries Expense</i>	<i>\$1,753,978.00</i>	<i>\$0.00</i>	<i>\$1,753,978.00</i>	<i>\$429,896.12</i>	<i>\$1,162,162.81</i>	<i>\$495,799.78</i>	<i>\$96,015.41</i>	<i>48.07</i>
		51200				Overtime Expense								
			2000			Special Programs								
				000		GADSDEN DIST OFFICE								
24106	1000	51200	2000	000	1712	Instructional Assistants-Special Education	\$0.00	\$0.00	\$0.00	\$546.21	\$3,138.03	\$342.72	(\$3,480.75)	0.00
<i>24106</i>	<i>1000</i>	<i>51200</i>	<i>2000</i>	<i>000</i>		<i>SUBTOTAL GADSDEN DIST OFFICE</i>	<i>\$0.00</i>	<i>\$0.00</i>	<i>\$0.00</i>	<i>\$546.21</i>	<i>\$3,138.03</i>	<i>\$342.72</i>	<i>(\$3,480.75)</i>	<i>0.00</i>
<i>24106</i>	<i>1000</i>	<i>51200</i>	<i>2000</i>			<i>SUBTOTAL Special Programs</i>	<i>\$0.00</i>	<i>\$0.00</i>	<i>\$0.00</i>	<i>\$546.21</i>	<i>\$3,138.03</i>	<i>\$342.72</i>	<i>(\$3,480.75)</i>	<i>0.00</i>
<i>24106</i>	<i>1000</i>	<i>51200</i>				<i>SUBTOTAL Overtime Expense</i>	<i>\$0.00</i>	<i>\$0.00</i>	<i>\$0.00</i>	<i>\$546.21</i>	<i>\$3,138.03</i>	<i>\$342.72</i>	<i>(\$3,480.75)</i>	<i>0.00</i>
		51300				Additional Compensation								
			2000			Special Programs								
				000		GADSDEN DIST OFFICE								
24106	1000	51300	2000	000	1412	Teachers- Special Education	\$50,000.00	\$0.00	\$50,000.00	\$0.00	\$7,118.75	\$0.00	\$42,881.25	0.00
24106	1000	51300	2000	000	1624	Activities Salary	\$0.00	\$0.00	\$0.00	\$2,454.00	\$2,454.00	\$0.00	(\$2,454.00)	0.00
24106	1000	51300	2000	000	1712	Instructional Assistants-Special Education	\$0.00	\$0.00	\$0.00	\$577.56	\$1,891.32	\$599.76	(\$2,491.08)	0.00
<i>24106</i>	<i>1000</i>	<i>51300</i>	<i>2000</i>	<i>000</i>		<i>SUBTOTAL GADSDEN DIST OFFICE</i>	<i>\$50,000.00</i>	<i>\$0.00</i>	<i>\$50,000.00</i>	<i>\$3,031.56</i>	<i>\$11,464.07</i>	<i>\$599.76</i>	<i>\$37,936.17</i>	<i>0.00</i>
<i>24106</i>	<i>1000</i>	<i>51300</i>	<i>2000</i>			<i>SUBTOTAL Special Programs</i>	<i>\$50,000.00</i>	<i>\$0.00</i>	<i>\$50,000.00</i>	<i>\$3,031.56</i>	<i>\$11,464.07</i>	<i>\$599.76</i>	<i>\$37,936.17</i>	<i>0.00</i>
<i>24106</i>	<i>1000</i>	<i>51300</i>				<i>SUBTOTAL Additional Compensation</i>	<i>\$50,000.00</i>	<i>\$0.00</i>	<i>\$50,000.00</i>	<i>\$3,031.56</i>	<i>\$11,464.07</i>	<i>\$599.76</i>	<i>\$37,936.17</i>	<i>0.00</i>
		52111				Educational Retirement								
			0000			No Program								
24106	1000	52111	0000	000		GADSDEN DIST OFFICE	\$273,303.00	\$0.00	\$273,303.00	\$61,201.66	\$169,379.57	\$74,650.58	\$29,272.85	0.00
<i>24106</i>	<i>1000</i>	<i>52111</i>	<i>0000</i>			<i>SUBTOTAL No Program</i>	<i>\$273,303.00</i>	<i>\$0.00</i>	<i>\$273,303.00</i>	<i>\$61,201.66</i>	<i>\$169,379.57</i>	<i>\$74,650.58</i>	<i>\$29,272.85</i>	<i>0.00</i>

State of New Mexico
Public School Operating Budget - Actuals Expenditure Detail Report
Gadsden - Third Quarter (Jan - Mar) - Expenditure
Submitted

Fund	Func	Obj	Prg	Loc	Job	Description	Budget	Adjustments	Adjusted Budget	Current Period	YTD	Encumbrance	Budget Balance	FTE
24106	1000	52111				<i>SUBTOTAL Educational Retirement</i>	<i>\$273,303.00</i>	<i>\$0.00</i>	<i>\$273,303.00</i>	<i>\$61,201.66</i>	<i>\$169,379.57</i>	<i>\$74,650.58</i>	<i>\$29,272.85</i>	<i>0.00</i>
		52112				ERA - Retiree Health								
		0000				No Program								
24106	1000	52112	0000	000		GADSDEN DIST OFFICE	\$36,080.00	\$0.00	\$36,080.00	\$8,079.32	\$22,355.21	\$9,854.67	\$3,870.12	0.00
24106	1000	52112	0000			<i>SUBTOTAL No Program</i>	<i>\$36,080.00</i>	<i>\$0.00</i>	<i>\$36,080.00</i>	<i>\$8,079.32</i>	<i>\$22,355.21</i>	<i>\$9,854.67</i>	<i>\$3,870.12</i>	<i>0.00</i>
24106	1000	52112				<i>SUBTOTAL ERA - Retiree Health</i>	<i>\$36,080.00</i>	<i>\$0.00</i>	<i>\$36,080.00</i>	<i>\$8,079.32</i>	<i>\$22,355.21</i>	<i>\$9,854.67</i>	<i>\$3,870.12</i>	<i>0.00</i>
		52210				FICA Payments								
		0000				No Program								
24106	1000	52210	0000	000		GADSDEN DIST OFFICE	\$111,847.00	\$0.00	\$111,847.00	\$24,946.25	\$67,796.18	\$28,624.57	\$15,426.25	0.00
24106	1000	52210	0000			<i>SUBTOTAL No Program</i>	<i>\$111,847.00</i>	<i>\$0.00</i>	<i>\$111,847.00</i>	<i>\$24,946.25</i>	<i>\$67,796.18</i>	<i>\$28,624.57</i>	<i>\$15,426.25</i>	<i>0.00</i>
24106	1000	52210				<i>SUBTOTAL FICA Payments</i>	<i>\$111,847.00</i>	<i>\$0.00</i>	<i>\$111,847.00</i>	<i>\$24,946.25</i>	<i>\$67,796.18</i>	<i>\$28,624.57</i>	<i>\$15,426.25</i>	<i>0.00</i>
		52220				Medicare Payments								
		0000				No Program								
24106	1000	52220	0000	000		GADSDEN DIST OFFICE	\$26,158.00	\$0.00	\$26,158.00	\$5,834.30	\$15,855.41	\$6,694.69	\$3,607.90	0.00
24106	1000	52220	0000			<i>SUBTOTAL No Program</i>	<i>\$26,158.00</i>	<i>\$0.00</i>	<i>\$26,158.00</i>	<i>\$5,834.30</i>	<i>\$15,855.41</i>	<i>\$6,694.69</i>	<i>\$3,607.90</i>	<i>0.00</i>
24106	1000	52220				<i>SUBTOTAL Medicare Payments</i>	<i>\$26,158.00</i>	<i>\$0.00</i>	<i>\$26,158.00</i>	<i>\$5,834.30</i>	<i>\$15,855.41</i>	<i>\$6,694.69</i>	<i>\$3,607.90</i>	<i>0.00</i>
		52311				Health and Medical Premiums								
		0000				No Program								
24106	1000	52311	0000	000		GADSDEN DIST OFFICE	\$181,028.00	\$0.00	\$181,028.00	\$39,921.01	\$113,887.28	\$49,376.96	\$17,763.76	0.00
24106	1000	52311	0000			<i>SUBTOTAL No Program</i>	<i>\$181,028.00</i>	<i>\$0.00</i>	<i>\$181,028.00</i>	<i>\$39,921.01</i>	<i>\$113,887.28</i>	<i>\$49,376.96</i>	<i>\$17,763.76</i>	<i>0.00</i>
24106	1000	52311				<i>SUBTOTAL Health and Medical Premiums</i>	<i>\$181,028.00</i>	<i>\$0.00</i>	<i>\$181,028.00</i>	<i>\$39,921.01</i>	<i>\$113,887.28</i>	<i>\$49,376.96</i>	<i>\$17,763.76</i>	<i>0.00</i>
		52312				Life								
		0000				No Program								
24106	1000	52312	0000	000		GADSDEN DIST OFFICE	\$2,541.00	\$0.00	\$2,541.00	\$724.77	\$1,973.42	\$920.50	(\$352.92)	0.00
24106	1000	52312	0000			<i>SUBTOTAL No Program</i>	<i>\$2,541.00</i>	<i>\$0.00</i>	<i>\$2,541.00</i>	<i>\$724.77</i>	<i>\$1,973.42</i>	<i>\$920.50</i>	<i>(\$352.92)</i>	<i>0.00</i>
24106	1000	52312				<i>SUBTOTAL Life</i>	<i>\$2,541.00</i>	<i>\$0.00</i>	<i>\$2,541.00</i>	<i>\$724.77</i>	<i>\$1,973.42</i>	<i>\$920.50</i>	<i>(\$352.92)</i>	<i>0.00</i>
		52313				Dental								
		0000				No Program								
24106	1000	52313	0000	000		GADSDEN DIST OFFICE	\$8,980.00	\$0.00	\$8,980.00	\$1,998.60	\$5,071.89	\$2,581.13	\$1,326.98	0.00
24106	1000	52313	0000			<i>SUBTOTAL No Program</i>	<i>\$8,980.00</i>	<i>\$0.00</i>	<i>\$8,980.00</i>	<i>\$1,998.60</i>	<i>\$5,071.89</i>	<i>\$2,581.13</i>	<i>\$1,326.98</i>	<i>0.00</i>
24106	1000	52313				<i>SUBTOTAL Dental</i>	<i>\$8,980.00</i>	<i>\$0.00</i>	<i>\$8,980.00</i>	<i>\$1,998.60</i>	<i>\$5,071.89</i>	<i>\$2,581.13</i>	<i>\$1,326.98</i>	<i>0.00</i>
		52314				Vision								
		0000				No Program								
24106	1000	52314	0000	000		GADSDEN DIST OFFICE	\$1,754.00	\$0.00	\$1,754.00	\$288.48	\$749.76	\$369.35	\$634.89	0.00
24106	1000	52314	0000			<i>SUBTOTAL No Program</i>	<i>\$1,754.00</i>	<i>\$0.00</i>	<i>\$1,754.00</i>	<i>\$288.48</i>	<i>\$749.76</i>	<i>\$369.35</i>	<i>\$634.89</i>	<i>0.00</i>
24106	1000	52314				<i>SUBTOTAL Vision</i>	<i>\$1,754.00</i>	<i>\$0.00</i>	<i>\$1,754.00</i>	<i>\$288.48</i>	<i>\$749.76</i>	<i>\$369.35</i>	<i>\$634.89</i>	<i>0.00</i>
		52315				Disability								
		0000				No Program								
24106	1000	52315	0000	000		GADSDEN DIST OFFICE	\$1,579.00	\$0.00	\$1,579.00	\$310.44	\$885.57	\$377.42	\$316.01	0.00

State of New Mexico
Public School Operating Budget - Actuals Expenditure Detail Report
Gadsden - Third Quarter (Jan - Mar) - Expenditure
Submitted

Fund	Func	Obj	Prg	Loc	Job	Description	Budget	Adjustments	Adjusted Budget	Current Period	YTD	Encumbrance	Budget Balance	FTE
24106	1000	52315	0000			<i>SUBTOTAL No Program</i>	\$1,579.00	\$0.00	\$1,579.00	\$310.44	\$885.57	\$377.42	\$316.01	0.00
24106	1000	52315				<i>SUBTOTAL Disability</i>	\$1,579.00	\$0.00	\$1,579.00	\$310.44	\$885.57	\$377.42	\$316.01	0.00
		52500				Unemployment Compensation								
			0000			No Program								
24106	1000	52500	0000	000		GADSDEN DIST OFFICE	\$1,191.00	\$0.00	\$1,191.00	\$321.35	\$872.52	\$368.50	(\$50.02)	0.00
24106	1000	52500	0000			<i>SUBTOTAL No Program</i>	\$1,191.00	\$0.00	\$1,191.00	\$321.35	\$872.52	\$368.50	(\$50.02)	0.00
24106	1000	52500				<i>SUBTOTAL Unemployment Compensation</i>	\$1,191.00	\$0.00	\$1,191.00	\$321.35	\$872.52	\$368.50	(\$50.02)	0.00
		52710				Workers Compensation Premium								
			0000			No Program								
24106	1000	52710	0000	000		GADSDEN DIST OFFICE	\$40,270.00	\$0.00	\$40,270.00	\$11,951.75	\$32,454.42	\$13,702.51	(\$5,886.93)	0.00
24106	1000	52710	0000			<i>SUBTOTAL No Program</i>	\$40,270.00	\$0.00	\$40,270.00	\$11,951.75	\$32,454.42	\$13,702.51	(\$5,886.93)	0.00
24106	1000	52710				<i>SUBTOTAL Workers Compensation Premium</i>	\$40,270.00	\$0.00	\$40,270.00	\$11,951.75	\$32,454.42	\$13,702.51	(\$5,886.93)	0.00
		52720				Workers Compensation Employer's Fee								
			0000			No Program								
24106	1000	52720	0000	000		GADSDEN DIST OFFICE	\$447.00	\$0.00	\$447.00	\$156.28	\$403.36	\$105.80	(\$62.16)	0.00
24106	1000	52720	0000			<i>SUBTOTAL No Program</i>	\$447.00	\$0.00	\$447.00	\$156.28	\$403.36	\$105.80	(\$62.16)	0.00
24106	1000	52720				<i>SUBTOTAL Workers Compensation Employer's Fee</i>	\$447.00	\$0.00	\$447.00	\$156.28	\$403.36	\$105.80	(\$62.16)	0.00
		53330				Professional Development								
			2000			Special Programs								
24106	1000	53330	2000	000		GADSDEN DIST OFFICE	\$10,000.00	\$0.00	\$10,000.00	\$75.00	\$11,075.00	\$5,310.00	(\$6,385.00)	0.00
24106	1000	53330	2000			<i>SUBTOTAL Special Programs</i>	\$10,000.00	\$0.00	\$10,000.00	\$75.00	\$11,075.00	\$5,310.00	(\$6,385.00)	0.00
24106	1000	53330				<i>SUBTOTAL Professional Development</i>	\$10,000.00	\$0.00	\$10,000.00	\$75.00	\$11,075.00	\$5,310.00	(\$6,385.00)	0.00
		53414				Other Services								
			2000			Special Programs								
24106	1000	53414	2000	000		GADSDEN DIST OFFICE	\$1,000.00	\$0.00	\$1,000.00	\$547.60	\$2,024.38	\$2,975.62	(\$4,000.00)	0.00
24106	1000	53414	2000			<i>SUBTOTAL Special Programs</i>	\$1,000.00	\$0.00	\$1,000.00	\$547.60	\$2,024.38	\$2,975.62	(\$4,000.00)	0.00
24106	1000	53414				<i>SUBTOTAL Other Services</i>	\$1,000.00	\$0.00	\$1,000.00	\$547.60	\$2,024.38	\$2,975.62	(\$4,000.00)	0.00
		53711				Other Charges								
			2000			Special Programs								
24106	1000	53711	2000	000		GADSDEN DIST OFFICE	\$1,000.00	\$0.00	\$1,000.00	\$0.00	\$0.00	\$150.00	\$850.00	0.00
24106	1000	53711	2000			<i>SUBTOTAL Special Programs</i>	\$1,000.00	\$0.00	\$1,000.00	\$0.00	\$0.00	\$150.00	\$850.00	0.00
24106	1000	53711				<i>SUBTOTAL Other Charges</i>	\$1,000.00	\$0.00	\$1,000.00	\$0.00	\$0.00	\$150.00	\$850.00	0.00
		54311				Maintenance & Repair - Furniture/Fixtures/Equipment								
			2000			Special Programs								

State of New Mexico
Public School Operating Budget - Actuals Expenditure Detail Report
Gadsden - Third Quarter (Jan - Mar) - Expenditure
Submitted

Fund	Func	Obj	Prg	Loc	Job	Description	Budget	Adjustments	Adjusted Budget	Current Period	YTD	Encumbrance	Budget Balance	FTE
24106	1000	54311	2000	000		GADSDEN DIST OFFICE	\$0.00	\$0.00	\$0.00	\$526.00	\$666.00	\$200.00	(\$866.00)	0.00
24106	1000	54311	2000			<i>SUBTOTAL Special Programs</i>	<i>\$0.00</i>	<i>\$0.00</i>	<i>\$0.00</i>	<i>\$526.00</i>	<i>\$666.00</i>	<i>\$200.00</i>	<i>(\$866.00)</i>	<i>0.00</i>
24106	1000	54311				<i>SUBTOTAL Maintenance & Repair - Furniture/Fixtures/Equipment</i>	<i>\$0.00</i>	<i>\$0.00</i>	<i>\$0.00</i>	<i>\$526.00</i>	<i>\$666.00</i>	<i>\$200.00</i>	<i>(\$866.00)</i>	<i>0.00</i>
			55813			Employee Travel - Non-Teachers								
			2000			Special Programs								
24106	1000	55813	2000	000		GADSDEN DIST OFFICE	\$1,000.00	\$0.00	\$1,000.00	\$4,276.09	\$8,426.65	\$1,807.00	(\$9,233.65)	0.00
24106	1000	55813	2000			<i>SUBTOTAL Special Programs</i>	<i>\$1,000.00</i>	<i>\$0.00</i>	<i>\$1,000.00</i>	<i>\$4,276.09</i>	<i>\$8,426.65</i>	<i>\$1,807.00</i>	<i>(\$9,233.65)</i>	<i>0.00</i>
24106	1000	55813				<i>SUBTOTAL Employee Travel - Non-Teachers</i>	<i>\$1,000.00</i>	<i>\$0.00</i>	<i>\$1,000.00</i>	<i>\$4,276.09</i>	<i>\$8,426.65</i>	<i>\$1,807.00</i>	<i>(\$9,233.65)</i>	<i>0.00</i>
			55817			Student Travel								
			2000			Special Programs								
24106	1000	55817	2000	000		GADSDEN DIST OFFICE	\$25,000.00	\$0.00	\$25,000.00	\$2,597.29	\$3,187.03	\$40,798.72	(\$18,985.75)	0.00
24106	1000	55817	2000			<i>SUBTOTAL Special Programs</i>	<i>\$25,000.00</i>	<i>\$0.00</i>	<i>\$25,000.00</i>	<i>\$2,597.29</i>	<i>\$3,187.03</i>	<i>\$40,798.72</i>	<i>(\$18,985.75)</i>	<i>0.00</i>
24106	1000	55817				<i>SUBTOTAL Student Travel</i>	<i>\$25,000.00</i>	<i>\$0.00</i>	<i>\$25,000.00</i>	<i>\$2,597.29</i>	<i>\$3,187.03</i>	<i>\$40,798.72</i>	<i>(\$18,985.75)</i>	<i>0.00</i>
			55818			Other Travel - Non-Employees								
			2000			Special Programs								
24106	1000	55818	2000	000		GADSDEN DIST OFFICE	\$500.00	\$0.00	\$500.00	\$0.00	\$0.00	\$0.00	\$500.00	0.00
24106	1000	55818	2000			<i>SUBTOTAL Special Programs</i>	<i>\$500.00</i>	<i>\$0.00</i>	<i>\$500.00</i>	<i>\$0.00</i>	<i>\$0.00</i>	<i>\$0.00</i>	<i>\$500.00</i>	<i>0.00</i>
24106	1000	55818				<i>SUBTOTAL Other Travel - Non-Employees</i>	<i>\$500.00</i>	<i>\$0.00</i>	<i>\$500.00</i>	<i>\$0.00</i>	<i>\$0.00</i>	<i>\$0.00</i>	<i>\$500.00</i>	<i>0.00</i>
			55819			Employee Travel - Teachers								
			2000			Special Programs								
24106	1000	55819	2000	000		GADSDEN DIST OFFICE	\$1,000.00	\$0.00	\$1,000.00	\$0.00	\$0.00	\$0.00	\$1,000.00	0.00
24106	1000	55819	2000			<i>SUBTOTAL Special Programs</i>	<i>\$1,000.00</i>	<i>\$0.00</i>	<i>\$1,000.00</i>	<i>\$0.00</i>	<i>\$0.00</i>	<i>\$0.00</i>	<i>\$1,000.00</i>	<i>0.00</i>
24106	1000	55819				<i>SUBTOTAL Employee Travel - Teachers</i>	<i>\$1,000.00</i>	<i>\$0.00</i>	<i>\$1,000.00</i>	<i>\$0.00</i>	<i>\$0.00</i>	<i>\$0.00</i>	<i>\$1,000.00</i>	<i>0.00</i>
			56113			Software								
			2000			Special Programs								
24106	1000	56113	2000	000		GADSDEN DIST OFFICE	\$10,000.00	\$0.00	\$10,000.00	\$379.90	\$70,860.00	\$0.00	(\$60,860.00)	0.00
24106	1000	56113	2000			<i>SUBTOTAL Special Programs</i>	<i>\$10,000.00</i>	<i>\$0.00</i>	<i>\$10,000.00</i>	<i>\$379.90</i>	<i>\$70,860.00</i>	<i>\$0.00</i>	<i>(\$60,860.00)</i>	<i>0.00</i>
24106	1000	56113				<i>SUBTOTAL Software</i>	<i>\$10,000.00</i>	<i>\$0.00</i>	<i>\$10,000.00</i>	<i>\$379.90</i>	<i>\$70,860.00</i>	<i>\$0.00</i>	<i>(\$60,860.00)</i>	<i>0.00</i>
			56118			General Supplies and Materials								
			2000			Special Programs								
24106	1000	56118	2000	000		GADSDEN DIST OFFICE	\$102,121.00	\$0.00	\$102,121.00	\$6,784.62	\$20,094.45	\$9,455.95	\$72,570.60	0.00
24106	1000	56118	2000			<i>SUBTOTAL Special Programs</i>	<i>\$102,121.00</i>	<i>\$0.00</i>	<i>\$102,121.00</i>	<i>\$6,784.62</i>	<i>\$20,094.45</i>	<i>\$9,455.95</i>	<i>\$72,570.60</i>	<i>0.00</i>
24106	1000	56118				<i>SUBTOTAL General Supplies and Materials</i>	<i>\$102,121.00</i>	<i>\$0.00</i>	<i>\$102,121.00</i>	<i>\$6,784.62</i>	<i>\$20,094.45</i>	<i>\$9,455.95</i>	<i>\$72,570.60</i>	<i>0.00</i>

State of New Mexico
Public School Operating Budget - Actuals Expenditure Detail Report
Gadsden - Third Quarter (Jan - Mar) - Expenditure
Submitted

Fund	Func	Obj	Prg	Loc	Job	Description	Budget	Adjustments	Adjusted Budget	Current Period	YTD	Encumbrance	Budget Balance	FTE
			57332			Supply Assets (\$5,000 or less)								
			2000			Special Programs								
24106	1000	57332	2000	000		GADSDEN DIST OFFICE	\$10,000.00	\$0.00	\$10,000.00	\$5,527.55	\$10,391.23	\$944.46	(\$1,335.69)	0.00
24106	1000	57332	2000			<i>SUBTOTAL Special Programs</i>	<i>\$10,000.00</i>	<i>\$0.00</i>	<i>\$10,000.00</i>	<i>\$5,527.55</i>	<i>\$10,391.23</i>	<i>\$944.46</i>	<i>(\$1,335.69)</i>	<i>0.00</i>
24106	1000	57332				<i>SUBTOTAL Supply Assets (\$5,000 or less)</i>	<i>\$10,000.00</i>	<i>\$0.00</i>	<i>\$10,000.00</i>	<i>\$5,527.55</i>	<i>\$10,391.23</i>	<i>\$944.46</i>	<i>(\$1,335.69)</i>	<i>0.00</i>
24106	1000					<i>SUBTOTAL Instruction</i>	<i>\$2,650,777.00</i>	<i>\$0.00</i>	<i>\$2,650,777.00</i>	<i>\$609,922.15</i>	<i>\$1,735,174.24</i>	<i>\$746,010.69</i>	<i>\$169,592.07</i>	<i>48.07</i>
			2000			Support Services								
			2100			Support Services-Students								
			51100			Salaries Expense								
			2000			Special Programs								
				000		GADSDEN DIST OFFICE								
24106	2100	51100	2000	000	1211	Coordinator/Subject Matter Specialist	\$80,142.00	\$0.00	\$80,142.00	\$21,186.96	\$42,705.66	\$21,412.61	\$16,023.73	1.67
24106	2100	51100	2000	000	1214	Guidance Counselors/Social Workers	\$174,016.00	\$0.00	\$174,016.00	\$43,504.26	\$118,578.78	\$55,438.22	(\$1.00)	3.00
24106	2100	51100	2000	000	1215	Registered Nurses	\$35,564.00	\$0.00	\$35,564.00	\$7,676.06	\$23,365.14	\$8,449.90	\$3,748.96	0.75
24106	2100	51100	2000	000	1311	Diagnosticians	\$33,208.00	\$0.00	\$33,208.00	\$17,470.62	\$35,493.84	\$20,904.48	(\$23,190.32)	1.00
24106	2100	51100	2000	000	1312	Speech Therapists	\$0.00	\$0.00	\$0.00	\$428.58	\$928.59	\$571.41	(\$1,500.00)	0.01
24106	2100	51100	2000	000		<i>SUBTOTAL GADSDEN DIST OFFICE</i>	<i>\$322,930.00</i>	<i>\$0.00</i>	<i>\$322,930.00</i>	<i>\$90,266.48</i>	<i>\$221,072.01</i>	<i>\$106,776.62</i>	<i>(\$4,918.63)</i>	<i>6.43</i>
24106	2100	51100	2000			<i>SUBTOTAL Special Programs</i>	<i>\$322,930.00</i>	<i>\$0.00</i>	<i>\$322,930.00</i>	<i>\$90,266.48</i>	<i>\$221,072.01</i>	<i>\$106,776.62</i>	<i>(\$4,918.63)</i>	<i>6.43</i>
24106	2100	51100				<i>SUBTOTAL Salaries Expense</i>	<i>\$322,930.00</i>	<i>\$0.00</i>	<i>\$322,930.00</i>	<i>\$90,266.48</i>	<i>\$221,072.01</i>	<i>\$106,776.62</i>	<i>(\$4,918.63)</i>	<i>6.43</i>
			51300			Additional Compensation								
			2000			Special Programs								
				000		GADSDEN DIST OFFICE								
24106	2100	51300	2000	000	1214	Guidance Counselors/Social Workers	\$0.00	\$0.00	\$0.00	\$0.00	\$250.00	\$0.00	(\$250.00)	0.00
24106	2100	51300	2000	000	1311	Diagnosticians	\$0.00	\$0.00	\$0.00	\$0.00	\$15,050.00	\$0.00	(\$15,050.00)	0.00
24106	2100	51300	2000	000	1312	Speech Therapists	\$25,000.00	\$0.00	\$25,000.00	\$0.00	\$11,000.00	\$0.00	\$14,000.00	0.00
24106	2100	51300	2000	000		<i>SUBTOTAL GADSDEN DIST OFFICE</i>	<i>\$25,000.00</i>	<i>\$0.00</i>	<i>\$25,000.00</i>	<i>\$0.00</i>	<i>\$26,300.00</i>	<i>\$0.00</i>	<i>(\$1,300.00)</i>	<i>0.00</i>
24106	2100	51300	2000			<i>SUBTOTAL Special Programs</i>	<i>\$25,000.00</i>	<i>\$0.00</i>	<i>\$25,000.00</i>	<i>\$0.00</i>	<i>\$26,300.00</i>	<i>\$0.00</i>	<i>(\$1,300.00)</i>	<i>0.00</i>
24106	2100	51300				<i>SUBTOTAL Additional Compensation</i>	<i>\$25,000.00</i>	<i>\$0.00</i>	<i>\$25,000.00</i>	<i>\$0.00</i>	<i>\$26,300.00</i>	<i>\$0.00</i>	<i>(\$1,300.00)</i>	<i>0.00</i>
			52111			Educational Retirement								
			0000			No Program								
24106	2100	52111	0000	000		GADSDEN DIST OFFICE	\$52,711.00	\$0.00	\$52,711.00	\$13,675.27	\$36,805.45	\$16,176.55	(\$271.00)	0.00
24106	2100	52111	0000			<i>SUBTOTAL No Program</i>	<i>\$52,711.00</i>	<i>\$0.00</i>	<i>\$52,711.00</i>	<i>\$13,675.27</i>	<i>\$36,805.45</i>	<i>\$16,176.55</i>	<i>(\$271.00)</i>	<i>0.00</i>
24106	2100	52111				<i>SUBTOTAL Educational Retirement</i>	<i>\$52,711.00</i>	<i>\$0.00</i>	<i>\$52,711.00</i>	<i>\$13,675.27</i>	<i>\$36,805.45</i>	<i>\$16,176.55</i>	<i>(\$271.00)</i>	<i>0.00</i>
			52112			ERA - Retiree Health								

State of New Mexico
Public School Operating Budget - Actuals Expenditure Detail Report
Gadsden - Third Quarter (Jan - Mar) - Expenditure
Submitted

Fund	Func	Obj	Prg	Loc	Job	Description	Budget	Adjustments	Adjusted Budget	Current Period	YTD	Encumbrance	Budget Balance	FTE
			0000			No Program								
24106	2100	52112	0000	000		GADSDEN DIST OFFICE	\$6,959.00	\$0.00	\$6,959.00	\$1,805.49	\$4,859.29	\$2,135.74	(\$36.03)	0.00
24106	2100	52112	0000			<i>SUBTOTAL No Program</i>	<i>\$6,959.00</i>	<i>\$0.00</i>	<i>\$6,959.00</i>	<i>\$1,805.49</i>	<i>\$4,859.29</i>	<i>\$2,135.74</i>	<i>(\$36.03)</i>	<i>0.00</i>
24106	2100	52112				<i>SUBTOTAL ERA - Retiree Health</i>	<i>\$6,959.00</i>	<i>\$0.00</i>	<i>\$6,959.00</i>	<i>\$1,805.49</i>	<i>\$4,859.29</i>	<i>\$2,135.74</i>	<i>(\$36.03)</i>	<i>0.00</i>
		52210				FICA Payments								
		0000				No Program								
24106	2100	52210	0000	000		GADSDEN DIST OFFICE	\$21,572.00	\$0.00	\$21,572.00	\$5,262.71	\$14,573.99	\$6,216.81	\$781.20	0.00
24106	2100	52210	0000			<i>SUBTOTAL No Program</i>	<i>\$21,572.00</i>	<i>\$0.00</i>	<i>\$21,572.00</i>	<i>\$5,262.71</i>	<i>\$14,573.99</i>	<i>\$6,216.81</i>	<i>\$781.20</i>	<i>0.00</i>
24106	2100	52210				<i>SUBTOTAL FICA Payments</i>	<i>\$21,572.00</i>	<i>\$0.00</i>	<i>\$21,572.00</i>	<i>\$5,262.71</i>	<i>\$14,573.99</i>	<i>\$6,216.81</i>	<i>\$781.20</i>	<i>0.00</i>
		52220				Medicare Payments								
		0000				No Program								
24106	2100	52220	0000	000		GADSDEN DIST OFFICE	\$5,045.00	\$0.00	\$5,045.00	\$1,230.67	\$3,408.20	\$1,453.77	\$183.03	0.00
24106	2100	52220	0000			<i>SUBTOTAL No Program</i>	<i>\$5,045.00</i>	<i>\$0.00</i>	<i>\$5,045.00</i>	<i>\$1,230.67</i>	<i>\$3,408.20</i>	<i>\$1,453.77</i>	<i>\$183.03</i>	<i>0.00</i>
24106	2100	52220				<i>SUBTOTAL Medicare Payments</i>	<i>\$5,045.00</i>	<i>\$0.00</i>	<i>\$5,045.00</i>	<i>\$1,230.67</i>	<i>\$3,408.20</i>	<i>\$1,453.77</i>	<i>\$183.03</i>	<i>0.00</i>
		52311				Health and Medical Premiums								
		0000				No Program								
24106	2100	52311	0000	000		GADSDEN DIST OFFICE	\$33,330.00	\$0.00	\$33,330.00	\$7,117.83	\$17,809.21	\$8,377.94	\$7,142.85	0.00
24106	2100	52311	0000			<i>SUBTOTAL No Program</i>	<i>\$33,330.00</i>	<i>\$0.00</i>	<i>\$33,330.00</i>	<i>\$7,117.83</i>	<i>\$17,809.21</i>	<i>\$8,377.94</i>	<i>\$7,142.85</i>	<i>0.00</i>
24106	2100	52311				<i>SUBTOTAL Health and Medical Premiums</i>	<i>\$33,330.00</i>	<i>\$0.00</i>	<i>\$33,330.00</i>	<i>\$7,117.83</i>	<i>\$17,809.21</i>	<i>\$8,377.94</i>	<i>\$7,142.85</i>	<i>0.00</i>
		52312				Life								
		0000				No Program								
24106	2100	52312	0000	000		GADSDEN DIST OFFICE	\$468.00	\$0.00	\$468.00	\$102.32	\$260.15	\$139.82	\$68.03	0.00
24106	2100	52312	0000			<i>SUBTOTAL No Program</i>	<i>\$468.00</i>	<i>\$0.00</i>	<i>\$468.00</i>	<i>\$102.32</i>	<i>\$260.15</i>	<i>\$139.82</i>	<i>\$68.03</i>	<i>0.00</i>
24106	2100	52312				<i>SUBTOTAL Life</i>	<i>\$468.00</i>	<i>\$0.00</i>	<i>\$468.00</i>	<i>\$102.32</i>	<i>\$260.15</i>	<i>\$139.82</i>	<i>\$68.03</i>	<i>0.00</i>
		52313				Dental								
		0000				No Program								
24106	2100	52313	0000	000		GADSDEN DIST OFFICE	\$1,653.00	\$0.00	\$1,653.00	\$402.34	\$965.90	\$539.11	\$147.99	0.00
24106	2100	52313	0000			<i>SUBTOTAL No Program</i>	<i>\$1,653.00</i>	<i>\$0.00</i>	<i>\$1,653.00</i>	<i>\$402.34</i>	<i>\$965.90</i>	<i>\$539.11</i>	<i>\$147.99</i>	<i>0.00</i>
24106	2100	52313				<i>SUBTOTAL Dental</i>	<i>\$1,653.00</i>	<i>\$0.00</i>	<i>\$1,653.00</i>	<i>\$402.34</i>	<i>\$965.90</i>	<i>\$539.11</i>	<i>\$147.99</i>	<i>0.00</i>
		52314				Vision								
		0000				No Program								
24106	2100	52314	0000	000		GADSDEN DIST OFFICE	\$323.00	\$0.00	\$323.00	\$73.14	\$190.31	\$94.43	\$38.26	0.00
24106	2100	52314	0000			<i>SUBTOTAL No Program</i>	<i>\$323.00</i>	<i>\$0.00</i>	<i>\$323.00</i>	<i>\$73.14</i>	<i>\$190.31</i>	<i>\$94.43</i>	<i>\$38.26</i>	<i>0.00</i>
24106	2100	52314				<i>SUBTOTAL Vision</i>	<i>\$323.00</i>	<i>\$0.00</i>	<i>\$323.00</i>	<i>\$73.14</i>	<i>\$190.31</i>	<i>\$94.43</i>	<i>\$38.26</i>	<i>0.00</i>
		52315				Disability								
		0000				No Program								
24106	2100	52315	0000	000		GADSDEN DIST OFFICE	\$291.00	\$0.00	\$291.00	\$111.96	\$275.03	\$149.94	(\$133.97)	0.00
24106	2100	52315	0000			<i>SUBTOTAL No Program</i>	<i>\$291.00</i>	<i>\$0.00</i>	<i>\$291.00</i>	<i>\$111.96</i>	<i>\$275.03</i>	<i>\$149.94</i>	<i>(\$133.97)</i>	<i>0.00</i>
24106	2100	52315				<i>SUBTOTAL Disability</i>	<i>\$291.00</i>	<i>\$0.00</i>	<i>\$291.00</i>	<i>\$111.96</i>	<i>\$275.03</i>	<i>\$149.94</i>	<i>(\$133.97)</i>	<i>0.00</i>

State of New Mexico
Public School Operating Budget - Actuals Expenditure Detail Report
Gadsden - Third Quarter (Jan - Mar) - Expenditure
Submitted

Fund	Func	Obj	Prg	Loc	Job	Description	Budget	Adjustments	Adjusted Budget	Current Period	YTD	Encumbrance	Budget Balance	FTE
		52500				Unemployment Compensation								
		0000				No Program								
24106	2100	52500	0000	000		GADSDEN DIST OFFICE	\$219.00	\$0.00	\$219.00	\$66.74	\$183.85	\$78.92	(\$43.77)	0.00
24106	2100	52500	0000			<i>SUBTOTAL No Program</i>	<i>\$219.00</i>	<i>\$0.00</i>	<i>\$219.00</i>	<i>\$66.74</i>	<i>\$183.85</i>	<i>\$78.92</i>	<i>(\$43.77)</i>	<i>0.00</i>
24106	2100	52500				<i>SUBTOTAL Unemployment Compensation</i>	<i>\$219.00</i>	<i>\$0.00</i>	<i>\$219.00</i>	<i>\$66.74</i>	<i>\$183.85</i>	<i>\$78.92</i>	<i>(\$43.77)</i>	<i>0.00</i>
		52710				Workers Compensation Premium								
		0000				No Program								
24106	2100	52710	0000	000		GADSDEN DIST OFFICE	\$7,414.00	\$0.00	\$7,414.00	\$2,492.29	\$6,862.35	\$2,948.15	(\$2,396.50)	0.00
24106	2100	52710	0000			<i>SUBTOTAL No Program</i>	<i>\$7,414.00</i>	<i>\$0.00</i>	<i>\$7,414.00</i>	<i>\$2,492.29</i>	<i>\$6,862.35</i>	<i>\$2,948.15</i>	<i>(\$2,396.50)</i>	<i>0.00</i>
24106	2100	52710				<i>SUBTOTAL Workers Compensation Premium</i>	<i>\$7,414.00</i>	<i>\$0.00</i>	<i>\$7,414.00</i>	<i>\$2,492.29</i>	<i>\$6,862.35</i>	<i>\$2,948.15</i>	<i>(\$2,396.50)</i>	<i>0.00</i>
		52720				Workers Compensation Employer's Fee								
		0000				No Program								
24106	2100	52720	0000	000		GADSDEN DIST OFFICE	\$59.00	\$0.00	\$59.00	\$14.89	\$42.69	\$14.89	\$1.42	0.00
24106	2100	52720	0000			<i>SUBTOTAL No Program</i>	<i>\$59.00</i>	<i>\$0.00</i>	<i>\$59.00</i>	<i>\$14.89</i>	<i>\$42.69</i>	<i>\$14.89</i>	<i>\$1.42</i>	<i>0.00</i>
24106	2100	52720				<i>SUBTOTAL Workers Compensation Employer's Fee</i>	<i>\$59.00</i>	<i>\$0.00</i>	<i>\$59.00</i>	<i>\$14.89</i>	<i>\$42.69</i>	<i>\$14.89</i>	<i>\$1.42</i>	<i>0.00</i>
		53330				Professional Development								
		0000				No Program								
24106	2100	53330	0000	000		GADSDEN DIST OFFICE	\$0.00	\$0.00	\$0.00	\$0.00	\$2,084.92	\$0.00	(\$2,084.92)	0.00
24106	2100	53330	0000			<i>SUBTOTAL No Program</i>	<i>\$0.00</i>	<i>\$0.00</i>	<i>\$0.00</i>	<i>\$0.00</i>	<i>\$2,084.92</i>	<i>\$0.00</i>	<i>(\$2,084.92)</i>	<i>0.00</i>
		2000				Special Programs								
24106	2100	53330	2000	000		GADSDEN DIST OFFICE	\$2,500.00	\$0.00	\$2,500.00	\$0.00	\$0.00	\$7,423.00	(\$4,923.00)	0.00
24106	2100	53330	2000			<i>SUBTOTAL Special Programs</i>	<i>\$2,500.00</i>	<i>\$0.00</i>	<i>\$2,500.00</i>	<i>\$0.00</i>	<i>\$0.00</i>	<i>\$7,423.00</i>	<i>(\$4,923.00)</i>	<i>0.00</i>
24106	2100	53330				<i>SUBTOTAL Professional Development</i>	<i>\$2,500.00</i>	<i>\$0.00</i>	<i>\$2,500.00</i>	<i>\$0.00</i>	<i>\$2,084.92</i>	<i>\$7,423.00</i>	<i>(\$7,007.92)</i>	<i>0.00</i>
		53414				Other Services								
		2000				Special Programs								
24106	2100	53414	2000	000		GADSDEN DIST OFFICE	\$500.00	\$0.00	\$500.00	\$0.00	\$0.00	\$0.00	\$500.00	0.00
24106	2100	53414	2000			<i>SUBTOTAL Special Programs</i>	<i>\$500.00</i>	<i>\$0.00</i>	<i>\$500.00</i>	<i>\$0.00</i>	<i>\$0.00</i>	<i>\$0.00</i>	<i>\$500.00</i>	<i>0.00</i>
24106	2100	53414				<i>SUBTOTAL Other Services</i>	<i>\$500.00</i>	<i>\$0.00</i>	<i>\$500.00</i>	<i>\$0.00</i>	<i>\$0.00</i>	<i>\$0.00</i>	<i>\$500.00</i>	<i>0.00</i>
		53711				Other Charges								
		2000				Special Programs								
24106	2100	53711	2000	000		GADSDEN DIST OFFICE	\$500.00	\$0.00	\$500.00	\$0.00	\$0.00	\$0.00	\$500.00	0.00
24106	2100	53711	2000			<i>SUBTOTAL Special Programs</i>	<i>\$500.00</i>	<i>\$0.00</i>	<i>\$500.00</i>	<i>\$0.00</i>	<i>\$0.00</i>	<i>\$0.00</i>	<i>\$500.00</i>	<i>0.00</i>
24106	2100	53711				<i>SUBTOTAL Other Charges</i>	<i>\$500.00</i>	<i>\$0.00</i>	<i>\$500.00</i>	<i>\$0.00</i>	<i>\$0.00</i>	<i>\$0.00</i>	<i>\$500.00</i>	<i>0.00</i>
		54311				Maintenance & Repair - Furniture/Fixtures/Equipment								

State of New Mexico
Public School Operating Budget - Actuals Expenditure Detail Report
Gadsden - Third Quarter (Jan - Mar) - Expenditure
Submitted

Fund	Func	Obj	Prg	Loc	Job	Description	Budget	Adjustments	Adjusted Budget	Current Period	YTD	Encumbrance	Budget Balance	FTE
			2000			Special Programs								
24106	2100	54311	2000	000		GADSDEN DIST OFFICE	\$2,500.00	\$0.00	\$2,500.00	\$0.00	\$0.00	\$0.00	\$2,500.00	0.00
24106	2100	54311	2000			<i>SUBTOTAL Special Programs</i>	<i>\$2,500.00</i>	<i>\$0.00</i>	<i>\$2,500.00</i>	<i>\$0.00</i>	<i>\$0.00</i>	<i>\$0.00</i>	<i>\$2,500.00</i>	<i>0.00</i>
24106	2100	54311				<i>SUBTOTAL Maintenance & Repair - Furniture/Fixtures/Equipment</i>	<i>\$2,500.00</i>	<i>\$0.00</i>	<i>\$2,500.00</i>	<i>\$0.00</i>	<i>\$0.00</i>	<i>\$0.00</i>	<i>\$2,500.00</i>	<i>0.00</i>
			54620			Rental - Equipment and Vehicles								
			0000			No Program								
24106	2100	54620	0000	000		GADSDEN DIST OFFICE	\$0.00	\$0.00	\$0.00	\$6,508.28	\$14,643.63	\$4,881.21	(\$19,524.84)	0.00
24106	2100	54620	0000			<i>SUBTOTAL No Program</i>	<i>\$0.00</i>	<i>\$0.00</i>	<i>\$0.00</i>	<i>\$6,508.28</i>	<i>\$14,643.63</i>	<i>\$4,881.21</i>	<i>(\$19,524.84)</i>	<i>0.00</i>
24106	2100	54620				<i>SUBTOTAL Rental - Equipment and Vehicles</i>	<i>\$0.00</i>	<i>\$0.00</i>	<i>\$0.00</i>	<i>\$6,508.28</i>	<i>\$14,643.63</i>	<i>\$4,881.21</i>	<i>(\$19,524.84)</i>	<i>0.00</i>
			55813			Employee Travel - Non-Teachers								
			0000			No Program								
24106	2100	55813	0000	000		GADSDEN DIST OFFICE	\$0.00	\$0.00	\$0.00	\$702.45	\$2,257.04	\$957.32	(\$3,214.36)	0.00
24106	2100	55813	0000			<i>SUBTOTAL No Program</i>	<i>\$0.00</i>	<i>\$0.00</i>	<i>\$0.00</i>	<i>\$702.45</i>	<i>\$2,257.04</i>	<i>\$957.32</i>	<i>(\$3,214.36)</i>	<i>0.00</i>
			2000			Special Programs								
24106	2100	55813	2000	000		GADSDEN DIST OFFICE	\$2,500.00	\$0.00	\$2,500.00	\$1,360.33	\$2,988.13	\$4,574.15	(\$5,062.28)	0.00
24106	2100	55813	2000			<i>SUBTOTAL Special Programs</i>	<i>\$2,500.00</i>	<i>\$0.00</i>	<i>\$2,500.00</i>	<i>\$1,360.33</i>	<i>\$2,988.13</i>	<i>\$4,574.15</i>	<i>(\$5,062.28)</i>	<i>0.00</i>
24106	2100	55813				<i>SUBTOTAL Employee Travel - Non-Teachers</i>	<i>\$2,500.00</i>	<i>\$0.00</i>	<i>\$2,500.00</i>	<i>\$2,062.78</i>	<i>\$5,245.17</i>	<i>\$5,531.47</i>	<i>(\$8,276.64)</i>	<i>0.00</i>
			56113			Software								
			2000			Special Programs								
24106	2100	56113	2000	000		GADSDEN DIST OFFICE	\$2,500.00	\$0.00	\$2,500.00	\$0.00	\$0.00	\$0.00	\$2,500.00	0.00
24106	2100	56113	2000			<i>SUBTOTAL Special Programs</i>	<i>\$2,500.00</i>	<i>\$0.00</i>	<i>\$2,500.00</i>	<i>\$0.00</i>	<i>\$0.00</i>	<i>\$0.00</i>	<i>\$2,500.00</i>	<i>0.00</i>
24106	2100	56113				<i>SUBTOTAL Software</i>	<i>\$2,500.00</i>	<i>\$0.00</i>	<i>\$2,500.00</i>	<i>\$0.00</i>	<i>\$0.00</i>	<i>\$0.00</i>	<i>\$2,500.00</i>	<i>0.00</i>
			56118			General Supplies and Materials								
			2000			Special Programs								
24106	2100	56118	2000	000		GADSDEN DIST OFFICE	\$45,000.00	\$0.00	\$45,000.00	\$1,353.03	\$1,353.03	\$127.38	\$43,519.59	0.00
24106	2100	56118	2000			<i>SUBTOTAL Special Programs</i>	<i>\$45,000.00</i>	<i>\$0.00</i>	<i>\$45,000.00</i>	<i>\$1,353.03</i>	<i>\$1,353.03</i>	<i>\$127.38</i>	<i>\$43,519.59</i>	<i>0.00</i>
24106	2100	56118				<i>SUBTOTAL General Supplies and Materials</i>	<i>\$45,000.00</i>	<i>\$0.00</i>	<i>\$45,000.00</i>	<i>\$1,353.03</i>	<i>\$1,353.03</i>	<i>\$127.38</i>	<i>\$43,519.59</i>	<i>0.00</i>
			57332			Supply Assets (\$5,000 or less)								
			2000			Special Programs								
24106	2100	57332	2000	000		GADSDEN DIST OFFICE	\$2,500.00	\$0.00	\$2,500.00	\$0.00	\$0.00	\$0.00	\$2,500.00	0.00
24106	2100	57332	2000			<i>SUBTOTAL Special Programs</i>	<i>\$2,500.00</i>	<i>\$0.00</i>	<i>\$2,500.00</i>	<i>\$0.00</i>	<i>\$0.00</i>	<i>\$0.00</i>	<i>\$2,500.00</i>	<i>0.00</i>
24106	2100	57332				<i>SUBTOTAL Supply Assets (\$5,000 or less)</i>	<i>\$2,500.00</i>	<i>\$0.00</i>	<i>\$2,500.00</i>	<i>\$0.00</i>	<i>\$0.00</i>	<i>\$0.00</i>	<i>\$2,500.00</i>	<i>0.00</i>
24106	2100					<i>SUBTOTAL Support Services-Students</i>	<i>\$536,474.00</i>	<i>\$0.00</i>	<i>\$536,474.00</i>	<i>\$132,546.22</i>	<i>\$356,935.18</i>	<i>\$163,065.75</i>	<i>\$16,473.07</i>	<i>6.43</i>

State of New Mexico
Public School Operating Budget - Actuals Expenditure Detail Report
Gadsden - Third Quarter (Jan - Mar) - Expenditure
Submitted

Fund	Func	Obj	Prg	Loc	Job	Description	Budget	Adjustments	Adjusted Budget	Current Period	YTD	Encumbrance	Budget Balance	FTE
	2200					Support Services- Instruction								
		51100				Salaries Expense								
			0000			No Program								
				000		GADSDEN DIST OFFICE								
24106	2200	51100	0000	000	1211	Coordinator/Subject Matter Specialist	\$168,826.00	\$0.00	\$168,826.00	\$25,114.38	\$88,901.62	\$25,114.32	\$54,810.06	2.75
24106	2200	51100	0000	000	1217	Secretarial/Clerical/Technical Assistants	\$104,468.00	\$0.00	\$104,468.00	\$26,829.78	\$80,489.34	\$26,830.09	(\$2,851.43)	3.93
<i>24106</i>	<i>2200</i>	<i>51100</i>	<i>0000</i>	<i>000</i>		<i>SUBTOTAL GADSDEN DIST OFFICE</i>	<i>\$273,294.00</i>	<i>\$0.00</i>	<i>\$273,294.00</i>	<i>\$51,944.16</i>	<i>\$169,390.96</i>	<i>\$51,944.41</i>	<i>\$51,958.63</i>	<i>6.68</i>
<i>24106</i>	<i>2200</i>	<i>51100</i>	<i>0000</i>			<i>SUBTOTAL No Program</i>	<i>\$273,294.00</i>	<i>\$0.00</i>	<i>\$273,294.00</i>	<i>\$51,944.16</i>	<i>\$169,390.96</i>	<i>\$51,944.41</i>	<i>\$51,958.63</i>	<i>6.68</i>
<i>24106</i>	<i>2200</i>	<i>51100</i>				<i>SUBTOTAL Salaries Expense</i>	<i>\$273,294.00</i>	<i>\$0.00</i>	<i>\$273,294.00</i>	<i>\$51,944.16</i>	<i>\$169,390.96</i>	<i>\$51,944.41</i>	<i>\$51,958.63</i>	<i>6.68</i>
		52111				Educational Retirement								
			0000			No Program								
24106	2200	52111	0000	000		GADSDEN DIST OFFICE	\$41,404.00	\$0.00	\$41,404.00	\$7,869.54	\$25,482.37	\$7,869.57	\$8,052.06	0.00
<i>24106</i>	<i>2200</i>	<i>52111</i>	<i>0000</i>			<i>SUBTOTAL No Program</i>	<i>\$41,404.00</i>	<i>\$0.00</i>	<i>\$41,404.00</i>	<i>\$7,869.54</i>	<i>\$25,482.37</i>	<i>\$7,869.57</i>	<i>\$8,052.06</i>	<i>0.00</i>
<i>24106</i>	<i>2200</i>	<i>52111</i>				<i>SUBTOTAL Educational Retirement</i>	<i>\$41,404.00</i>	<i>\$0.00</i>	<i>\$41,404.00</i>	<i>\$7,869.54</i>	<i>\$25,482.37</i>	<i>\$7,869.57</i>	<i>\$8,052.06</i>	<i>0.00</i>
		52112				ERA - Retiree Health								
			0000			No Program								
24106	2200	52112	0000	000		GADSDEN DIST OFFICE	\$5,466.00	\$0.00	\$5,466.00	\$1,038.90	\$3,364.04	\$1,038.91	\$1,063.05	0.00
<i>24106</i>	<i>2200</i>	<i>52112</i>	<i>0000</i>			<i>SUBTOTAL No Program</i>	<i>\$5,466.00</i>	<i>\$0.00</i>	<i>\$5,466.00</i>	<i>\$1,038.90</i>	<i>\$3,364.04</i>	<i>\$1,038.91</i>	<i>\$1,063.05</i>	<i>0.00</i>
<i>24106</i>	<i>2200</i>	<i>52112</i>				<i>SUBTOTAL ERA - Retiree Health</i>	<i>\$5,466.00</i>	<i>\$0.00</i>	<i>\$5,466.00</i>	<i>\$1,038.90</i>	<i>\$3,364.04</i>	<i>\$1,038.91</i>	<i>\$1,063.05</i>	<i>0.00</i>
		52210				FICA Payments								
			0000			No Program								
24106	2200	52210	0000	000		GADSDEN DIST OFFICE	\$16,944.00	\$0.00	\$16,944.00	\$2,902.20	\$9,443.76	\$2,902.20	\$4,598.04	0.00
<i>24106</i>	<i>2200</i>	<i>52210</i>	<i>0000</i>			<i>SUBTOTAL No Program</i>	<i>\$16,944.00</i>	<i>\$0.00</i>	<i>\$16,944.00</i>	<i>\$2,902.20</i>	<i>\$9,443.76</i>	<i>\$2,902.20</i>	<i>\$4,598.04</i>	<i>0.00</i>
<i>24106</i>	<i>2200</i>	<i>52210</i>				<i>SUBTOTAL FICA Payments</i>	<i>\$16,944.00</i>	<i>\$0.00</i>	<i>\$16,944.00</i>	<i>\$2,902.20</i>	<i>\$9,443.76</i>	<i>\$2,902.20</i>	<i>\$4,598.04</i>	<i>0.00</i>
		52220				Medicare Payments								
			0000			No Program								
24106	2200	52220	0000	000		GADSDEN DIST OFFICE	\$3,963.00	\$0.00	\$3,963.00	\$678.66	\$2,208.41	\$678.67	\$1,075.92	0.00
<i>24106</i>	<i>2200</i>	<i>52220</i>	<i>0000</i>			<i>SUBTOTAL No Program</i>	<i>\$3,963.00</i>	<i>\$0.00</i>	<i>\$3,963.00</i>	<i>\$678.66</i>	<i>\$2,208.41</i>	<i>\$678.67</i>	<i>\$1,075.92</i>	<i>0.00</i>
<i>24106</i>	<i>2200</i>	<i>52220</i>				<i>SUBTOTAL Medicare Payments</i>	<i>\$3,963.00</i>	<i>\$0.00</i>	<i>\$3,963.00</i>	<i>\$678.66</i>	<i>\$2,208.41</i>	<i>\$678.67</i>	<i>\$1,075.92</i>	<i>0.00</i>
		52311				Health and Medical Premiums								
			0000			No Program								
24106	2200	52311	0000	000		GADSDEN DIST OFFICE	\$28,207.00	\$0.00	\$28,207.00	\$6,419.46	\$20,044.97	\$6,419.46	\$1,742.57	0.00
<i>24106</i>	<i>2200</i>	<i>52311</i>	<i>0000</i>			<i>SUBTOTAL No Program</i>	<i>\$28,207.00</i>	<i>\$0.00</i>	<i>\$28,207.00</i>	<i>\$6,419.46</i>	<i>\$20,044.97</i>	<i>\$6,419.46</i>	<i>\$1,742.57</i>	<i>0.00</i>
<i>24106</i>	<i>2200</i>	<i>52311</i>				<i>SUBTOTAL Health and Medical Premiums</i>	<i>\$28,207.00</i>	<i>\$0.00</i>	<i>\$28,207.00</i>	<i>\$6,419.46</i>	<i>\$20,044.97</i>	<i>\$6,419.46</i>	<i>\$1,742.57</i>	<i>0.00</i>
		52312				Life								
			0000			No Program								
24106	2200	52312	0000	000		GADSDEN DIST OFFICE	\$396.00	\$0.00	\$396.00	\$84.90	\$261.02	\$84.90	\$50.08	0.00

State of New Mexico
Public School Operating Budget - Actuals Expenditure Detail Report
Gadsden - Third Quarter (Jan - Mar) - Expenditure
Submitted

Fund	Func	Obj	Prg	Loc	Job	Description	Budget	Adjustments	Adjusted Budget	Current Period	YTD	Encumbrance	Budget Balance	FTE
24106	2200	52312	0000			<i>SUBTOTAL No Program</i>	<i>\$396.00</i>	<i>\$0.00</i>	<i>\$396.00</i>	<i>\$84.90</i>	<i>\$261.02</i>	<i>\$84.90</i>	<i>\$50.08</i>	<i>0.00</i>
24106	2200	52312				<i>SUBTOTAL Life</i>	<i>\$396.00</i>	<i>\$0.00</i>	<i>\$396.00</i>	<i>\$84.90</i>	<i>\$261.02</i>	<i>\$84.90</i>	<i>\$50.08</i>	<i>0.00</i>
		52313				Dental								
		0000				No Program								
24106	2200	52313	0000	000		GADSDEN DIST OFFICE	\$1,399.00	\$0.00	\$1,399.00	\$435.66	\$1,353.88	\$435.66	(\$390.54)	0.00
24106	2200	52313	0000			<i>SUBTOTAL No Program</i>	<i>\$1,399.00</i>	<i>\$0.00</i>	<i>\$1,399.00</i>	<i>\$435.66</i>	<i>\$1,353.88</i>	<i>\$435.66</i>	<i>(\$390.54)</i>	<i>0.00</i>
24106	2200	52313				<i>SUBTOTAL Dental</i>	<i>\$1,399.00</i>	<i>\$0.00</i>	<i>\$1,399.00</i>	<i>\$435.66</i>	<i>\$1,353.88</i>	<i>\$435.66</i>	<i>(\$390.54)</i>	<i>0.00</i>
		52314				Vision								
		0000				No Program								
24106	2200	52314	0000	000		GADSDEN DIST OFFICE	\$273.00	\$0.00	\$273.00	\$78.12	\$196.67	\$78.12	(\$1.79)	0.00
24106	2200	52314	0000			<i>SUBTOTAL No Program</i>	<i>\$273.00</i>	<i>\$0.00</i>	<i>\$273.00</i>	<i>\$78.12</i>	<i>\$196.67</i>	<i>\$78.12</i>	<i>(\$1.79)</i>	<i>0.00</i>
24106	2200	52314				<i>SUBTOTAL Vision</i>	<i>\$273.00</i>	<i>\$0.00</i>	<i>\$273.00</i>	<i>\$78.12</i>	<i>\$196.67</i>	<i>\$78.12</i>	<i>(\$1.79)</i>	<i>0.00</i>
		52315				Disability								
		0000				No Program								
24106	2200	52315	0000	000		GADSDEN DIST OFFICE	\$246.00	\$0.00	\$246.00	\$0.00	\$0.00	\$0.00	\$246.00	0.00
24106	2200	52315	0000			<i>SUBTOTAL No Program</i>	<i>\$246.00</i>	<i>\$0.00</i>	<i>\$246.00</i>	<i>\$0.00</i>	<i>\$0.00</i>	<i>\$0.00</i>	<i>\$246.00</i>	<i>0.00</i>
24106	2200	52315				<i>SUBTOTAL Disability</i>	<i>\$246.00</i>	<i>\$0.00</i>	<i>\$246.00</i>	<i>\$0.00</i>	<i>\$0.00</i>	<i>\$0.00</i>	<i>\$246.00</i>	<i>0.00</i>
		52500				Unemployment Compensation								
		0000				No Program								
24106	2200	52500	0000	000		GADSDEN DIST OFFICE	\$186.00	\$0.00	\$186.00	\$38.46	\$124.56	\$38.46	\$22.98	0.00
24106	2200	52500	0000			<i>SUBTOTAL No Program</i>	<i>\$186.00</i>	<i>\$0.00</i>	<i>\$186.00</i>	<i>\$38.46</i>	<i>\$124.56</i>	<i>\$38.46</i>	<i>\$22.98</i>	<i>0.00</i>
24106	2200	52500				<i>SUBTOTAL Unemployment Compensation</i>	<i>\$186.00</i>	<i>\$0.00</i>	<i>\$186.00</i>	<i>\$38.46</i>	<i>\$124.56</i>	<i>\$38.46</i>	<i>\$22.98</i>	<i>0.00</i>
		52710				Workers Compensation Premium								
		0000				No Program								
24106	2200	52710	0000	000		GADSDEN DIST OFFICE	\$6,275.00	\$0.00	\$6,275.00	\$1,434.12	\$4,643.85	\$1,434.13	\$197.02	0.00
24106	2200	52710	0000			<i>SUBTOTAL No Program</i>	<i>\$6,275.00</i>	<i>\$0.00</i>	<i>\$6,275.00</i>	<i>\$1,434.12</i>	<i>\$4,643.85</i>	<i>\$1,434.13</i>	<i>\$197.02</i>	<i>0.00</i>
24106	2200	52710				<i>SUBTOTAL Workers Compensation Premium</i>	<i>\$6,275.00</i>	<i>\$0.00</i>	<i>\$6,275.00</i>	<i>\$1,434.12</i>	<i>\$4,643.85</i>	<i>\$1,434.13</i>	<i>\$197.02</i>	<i>0.00</i>
		52720				Workers Compensation Employer's Fee								
		0000				No Program								
24106	2200	52720	0000	000		GADSDEN DIST OFFICE	\$61.00	\$0.00	\$61.00	\$12.38	\$39.44	\$12.38	\$9.18	0.00
24106	2200	52720	0000			<i>SUBTOTAL No Program</i>	<i>\$61.00</i>	<i>\$0.00</i>	<i>\$61.00</i>	<i>\$12.38</i>	<i>\$39.44</i>	<i>\$12.38</i>	<i>\$9.18</i>	<i>0.00</i>
24106	2200	52720				<i>SUBTOTAL Workers Compensation Employer's Fee</i>	<i>\$61.00</i>	<i>\$0.00</i>	<i>\$61.00</i>	<i>\$12.38</i>	<i>\$39.44</i>	<i>\$12.38</i>	<i>\$9.18</i>	<i>0.00</i>
		53330				Professional Development								
		0000				No Program								
24106	2200	53330	0000	000		GADSDEN DIST OFFICE	\$500.00	\$0.00	\$500.00	\$0.00	\$0.00	\$636.00	(\$136.00)	0.00
24106	2200	53330	0000			<i>SUBTOTAL No Program</i>	<i>\$500.00</i>	<i>\$0.00</i>	<i>\$500.00</i>	<i>\$0.00</i>	<i>\$0.00</i>	<i>\$636.00</i>	<i>(\$136.00)</i>	<i>0.00</i>
24106	2200	53330				<i>SUBTOTAL Professional Development</i>	<i>\$500.00</i>	<i>\$0.00</i>	<i>\$500.00</i>	<i>\$0.00</i>	<i>\$0.00</i>	<i>\$636.00</i>	<i>(\$136.00)</i>	<i>0.00</i>

State of New Mexico
Public School Operating Budget - Actuals Expenditure Detail Report
Gadsden - Third Quarter (Jan - Mar) - Expenditure
Submitted

Fund	Func	Obj	Prg	Loc	Job	Description	Budget	Adjustments	Adjusted Budget	Current Period	YTD	Encumbrance	Budget Balance	FTE
			53414			Other Services								
			0000			No Program								
24106	2200	53414	0000	000		GADSDEN DIST OFFICE	\$500.00	\$0.00	\$500.00	\$97.32	\$772.87	\$1,559.51	(\$1,832.38)	0.00
24106	2200	53414	0000			<i>SUBTOTAL No Program</i>	<i>\$500.00</i>	<i>\$0.00</i>	<i>\$500.00</i>	<i>\$97.32</i>	<i>\$772.87</i>	<i>\$1,559.51</i>	<i>(\$1,832.38)</i>	<i>0.00</i>
24106	2200	53414				<i>SUBTOTAL Other Services</i>	<i>\$500.00</i>	<i>\$0.00</i>	<i>\$500.00</i>	<i>\$97.32</i>	<i>\$772.87</i>	<i>\$1,559.51</i>	<i>(\$1,832.38)</i>	<i>0.00</i>
			53711			Other Charges								
			0000			No Program								
24106	2200	53711	0000	000		GADSDEN DIST OFFICE	\$500.00	\$0.00	\$500.00	\$50.39	\$139.84	\$99.72	\$260.44	0.00
24106	2200	53711	0000			<i>SUBTOTAL No Program</i>	<i>\$500.00</i>	<i>\$0.00</i>	<i>\$500.00</i>	<i>\$50.39</i>	<i>\$139.84</i>	<i>\$99.72</i>	<i>\$260.44</i>	<i>0.00</i>
24106	2200	53711				<i>SUBTOTAL Other Charges</i>	<i>\$500.00</i>	<i>\$0.00</i>	<i>\$500.00</i>	<i>\$50.39</i>	<i>\$139.84</i>	<i>\$99.72</i>	<i>\$260.44</i>	<i>0.00</i>
			54311			Maintenance & Repair - Furniture/Fixtures/Equipment								
			0000			No Program								
24106	2200	54311	0000	000		GADSDEN DIST OFFICE	\$1,000.00	\$0.00	\$1,000.00	\$0.00	\$1,022.66	\$0.00	(\$22.66)	0.00
24106	2200	54311	0000			<i>SUBTOTAL No Program</i>	<i>\$1,000.00</i>	<i>\$0.00</i>	<i>\$1,000.00</i>	<i>\$0.00</i>	<i>\$1,022.66</i>	<i>\$0.00</i>	<i>(\$22.66)</i>	<i>0.00</i>
24106	2200	54311				<i>SUBTOTAL Maintenance & Repair - Furniture/Fixtures/Equipment</i>	<i>\$1,000.00</i>	<i>\$0.00</i>	<i>\$1,000.00</i>	<i>\$0.00</i>	<i>\$1,022.66</i>	<i>\$0.00</i>	<i>(\$22.66)</i>	<i>0.00</i>
			55813			Employee Travel - Non-Teachers								
			0000			No Program								
24106	2200	55813	0000	000		GADSDEN DIST OFFICE	\$500.00	\$0.00	\$500.00	\$0.00	\$0.00	\$0.00	\$500.00	0.00
24106	2200	55813	0000			<i>SUBTOTAL No Program</i>	<i>\$500.00</i>	<i>\$0.00</i>	<i>\$500.00</i>	<i>\$0.00</i>	<i>\$0.00</i>	<i>\$0.00</i>	<i>\$500.00</i>	<i>0.00</i>
24106	2200	55813				<i>SUBTOTAL Employee Travel - Non-Teachers</i>	<i>\$500.00</i>	<i>\$0.00</i>	<i>\$500.00</i>	<i>\$0.00</i>	<i>\$0.00</i>	<i>\$0.00</i>	<i>\$500.00</i>	<i>0.00</i>
			56113			Software								
			0000			No Program								
24106	2200	56113	0000	000		GADSDEN DIST OFFICE	\$55,000.00	\$0.00	\$55,000.00	\$0.00	\$41,974.32	\$0.00	\$13,025.68	0.00
24106	2200	56113	0000			<i>SUBTOTAL No Program</i>	<i>\$55,000.00</i>	<i>\$0.00</i>	<i>\$55,000.00</i>	<i>\$0.00</i>	<i>\$41,974.32</i>	<i>\$0.00</i>	<i>\$13,025.68</i>	<i>0.00</i>
24106	2200	56113				<i>SUBTOTAL Software</i>	<i>\$55,000.00</i>	<i>\$0.00</i>	<i>\$55,000.00</i>	<i>\$0.00</i>	<i>\$41,974.32</i>	<i>\$0.00</i>	<i>\$13,025.68</i>	<i>0.00</i>
			56118			General Supplies and Materials								
			0000			No Program								
24106	2200	56118	0000	000		GADSDEN DIST OFFICE	\$1,000.00	\$0.00	\$1,000.00	\$16.56	\$18,734.51	\$0.00	(\$17,734.51)	0.00
24106	2200	56118	0000			<i>SUBTOTAL No Program</i>	<i>\$1,000.00</i>	<i>\$0.00</i>	<i>\$1,000.00</i>	<i>\$16.56</i>	<i>\$18,734.51</i>	<i>\$0.00</i>	<i>(\$17,734.51)</i>	<i>0.00</i>
24106	2200	56118				<i>SUBTOTAL General Supplies and Materials</i>	<i>\$1,000.00</i>	<i>\$0.00</i>	<i>\$1,000.00</i>	<i>\$16.56</i>	<i>\$18,734.51</i>	<i>\$0.00</i>	<i>(\$17,734.51)</i>	<i>0.00</i>
			57332			Supply Assets (\$5,000 or less)								
			0000			No Program								
24106	2200	57332	0000	000		GADSDEN DIST OFFICE	\$1,000.00	\$0.00	\$1,000.00	\$0.00	\$1,191.07	\$1,974.00	(\$2,165.07)	0.00
24106	2200	57332	0000			<i>SUBTOTAL No Program</i>	<i>\$1,000.00</i>	<i>\$0.00</i>	<i>\$1,000.00</i>	<i>\$0.00</i>	<i>\$1,191.07</i>	<i>\$1,974.00</i>	<i>(\$2,165.07)</i>	<i>0.00</i>
24106	2200	57332				<i>SUBTOTAL Supply Assets (\$5,000 or less)</i>	<i>\$1,000.00</i>	<i>\$0.00</i>	<i>\$1,000.00</i>	<i>\$0.00</i>	<i>\$1,191.07</i>	<i>\$1,974.00</i>	<i>(\$2,165.07)</i>	<i>0.00</i>

State of New Mexico
Public School Operating Budget - Actuals Expenditure Detail Report
Gadsden - Third Quarter (Jan - Mar) - Expenditure
Submitted

Fund	Func	Obj	Prg	Loc	Job	Description	Budget	Adjustments	Adjusted Budget	Current Period	YTD	Encumbrance	Budget Balance	FTE
24106	2200					<i>SUBTOTAL Support</i>	\$438,114.00	\$0.00	\$438,114.00	\$73,100.83	\$300,389.20	\$77,206.10	\$60,518.70	6.68
	2300					<i>Services-Instruction</i>								
			53713			<i>Support Services-</i>								
						<i>General Administration</i>								
						<i>Indirect Costs - Program</i>								
						<i>Administration</i>								
						<i>No Program</i>								
24106	2300	53713	0000	000		GADSDEN DIST OFFICE	\$91,624.00	\$0.00	\$91,624.00	\$72,655.78	\$94,731.98	\$0.00	(\$3,107.98)	0.00
24106	2300	53713	0000			<i>SUBTOTAL No Program</i>	\$91,624.00	\$0.00	\$91,624.00	\$72,655.78	\$94,731.98	\$0.00	(\$3,107.98)	0.00
24106	2300	53713				<i>SUBTOTAL Indirect Costs -</i>	\$91,624.00	\$0.00	\$91,624.00	\$72,655.78	\$94,731.98	\$0.00	(\$3,107.98)	0.00
						<i>Program Administration</i>								
24106	2300					<i>SUBTOTAL Support</i>	\$91,624.00	\$0.00	\$91,624.00	\$72,655.78	\$94,731.98	\$0.00	(\$3,107.98)	0.00
						<i>Services-General</i>								
						<i>Administration</i>								
	2600					<i>Operation &</i>								
						<i>Maintenance of Plant</i>								
						<i>Maintenance & Repair -</i>								
						<i>Vehicles</i>								
						<i>No Program</i>								
24106	2600	54313	0000	000		GADSDEN DIST OFFICE	\$1,000.00	\$0.00	\$1,000.00	\$0.00	\$0.00	\$0.00	\$1,000.00	0.00
24106	2600	54313	0000			<i>SUBTOTAL No Program</i>	\$1,000.00	\$0.00	\$1,000.00	\$0.00	\$0.00	\$0.00	\$1,000.00	0.00
24106	2600	54313				<i>SUBTOTAL Maintenance &</i>	\$1,000.00	\$0.00	\$1,000.00	\$0.00	\$0.00	\$0.00	\$1,000.00	0.00
						<i>Repair - Vehicles</i>								
						<i>Communication Services</i>								
						<i>No Program</i>								
24106	2600	54416	0000	000		GADSDEN DIST OFFICE	\$24,000.00	\$0.00	\$24,000.00	\$6,698.11	\$17,984.39	\$7,015.61	(\$1,000.00)	0.00
24106	2600	54416	0000			<i>SUBTOTAL No Program</i>	\$24,000.00	\$0.00	\$24,000.00	\$6,698.11	\$17,984.39	\$7,015.61	(\$1,000.00)	0.00
24106	2600	54416				<i>SUBTOTAL</i>	\$24,000.00	\$0.00	\$24,000.00	\$6,698.11	\$17,984.39	\$7,015.61	(\$1,000.00)	0.00
						<i>Communication Services</i>								
24106	2600					<i>SUBTOTAL Operation</i>	\$25,000.00	\$0.00	\$25,000.00	\$6,698.11	\$17,984.39	\$7,015.61	\$0.00	0.00
						<i>& Maintenance of Plant</i>								
24106	2000					<i>SUBTOTAL Support</i>	\$1,091,212.00	\$0.00	\$1,091,212.00	\$285,000.94	\$770,040.75	\$247,287.46	\$73,883.79	13.11
						<i>Services</i>								
2410						<i>TOTAL Entitlement</i>	\$3,741,989.00	\$0.00	\$3,741,989.00	\$894,923.09	\$2,505,214.99	\$993,298.15	\$243,475.86	61.18
6						<i>IDEA-B</i>								
24109						<i>Preschool IDEA-B</i>								
	1000					<i>Instruction</i>								
						<i>Professional</i>								
						<i>Development</i>								
						<i>Special Programs</i>								
24109	1000	53330	2000	000		GADSDEN DIST OFFICE	\$5,000.00	\$0.00	\$5,000.00	\$858.00	\$2,853.00	\$0.00	\$2,147.00	0.00
24109	1000	53330	2000			<i>SUBTOTAL Special</i>	\$5,000.00	\$0.00	\$5,000.00	\$858.00	\$2,853.00	\$0.00	\$2,147.00	0.00
						<i>Programs</i>								
24109	1000	53330				<i>SUBTOTAL Professional</i>	\$5,000.00	\$0.00	\$5,000.00	\$858.00	\$2,853.00	\$0.00	\$2,147.00	0.00
						<i>Development</i>								
						<i>Other Charges</i>								
						<i>Special Programs</i>								
24109	1000	53711	2000	000		GADSDEN DIST OFFICE	\$500.00	\$0.00	\$500.00	\$0.00	\$0.00	\$0.00	\$500.00	0.00

State of New Mexico
Public School Operating Budget - Actuals Expenditure Detail Report
Gadsden - Third Quarter (Jan - Mar) - Expenditure
Submitted

Fund	Func	Obj	Prg	Loc	Job	Description	Budget	Adjustments	Adjusted Budget	Current Period	YTD	Encumbrance	Budget Balance	FTE	
24109	1000	53711	2000			<i>SUBTOTAL Special Programs</i>	\$500.00	\$0.00	\$500.00	\$0.00		\$0.00	\$0.00	\$500.00	0.00
24109	1000	53711				<i>SUBTOTAL Other Charges</i>	\$500.00	\$0.00	\$500.00	\$0.00		\$0.00	\$0.00	\$500.00	0.00
		55817				Student Travel									
		2000				Special Programs									
24109	1000	55817	2000	000		GADSDEN DIST OFFICE	\$1,000.00	\$0.00	\$1,000.00	\$0.00		\$0.00	\$0.00	\$1,000.00	0.00
24109	1000	55817	2000			<i>SUBTOTAL Special Programs</i>	\$1,000.00	\$0.00	\$1,000.00	\$0.00		\$0.00	\$0.00	\$1,000.00	0.00
24109	1000	55817				<i>SUBTOTAL Student Travel</i>	\$1,000.00	\$0.00	\$1,000.00	\$0.00		\$0.00	\$0.00	\$1,000.00	0.00
		55819				Employee Travel - Teachers									
		2000				Special Programs									
24109	1000	55819	2000	000		GADSDEN DIST OFFICE	\$1,000.00	\$0.00	\$1,000.00	\$0.00		\$0.00	\$0.00	\$1,000.00	0.00
24109	1000	55819	2000			<i>SUBTOTAL Special Programs</i>	\$1,000.00	\$0.00	\$1,000.00	\$0.00		\$0.00	\$0.00	\$1,000.00	0.00
24109	1000	55819				<i>SUBTOTAL Employee Travel - Teachers</i>	\$1,000.00	\$0.00	\$1,000.00	\$0.00		\$0.00	\$0.00	\$1,000.00	0.00
		56118				General Supplies and Materials									
		2000				Special Programs									
24109	1000	56118	2000	000		GADSDEN DIST OFFICE	\$19,754.00	\$0.00	\$19,754.00	\$0.00		\$0.00	\$0.00	\$19,754.00	0.00
24109	1000	56118	2000			<i>SUBTOTAL Special Programs</i>	\$19,754.00	\$0.00	\$19,754.00	\$0.00		\$0.00	\$0.00	\$19,754.00	0.00
24109	1000	56118				<i>SUBTOTAL General Supplies and Materials</i>	\$19,754.00	\$0.00	\$19,754.00	\$0.00		\$0.00	\$0.00	\$19,754.00	0.00
		57332				Supply Assets (\$5,000 or less)									
		2000				Special Programs									
24109	1000	57332	2000	000		GADSDEN DIST OFFICE	\$10,000.00	\$0.00	\$10,000.00	\$0.00		\$0.00	\$0.00	\$10,000.00	0.00
24109	1000	57332	2000			<i>SUBTOTAL Special Programs</i>	\$10,000.00	\$0.00	\$10,000.00	\$0.00		\$0.00	\$0.00	\$10,000.00	0.00
24109	1000	57332				<i>SUBTOTAL Supply Assets (\$5,000 or less)</i>	\$10,000.00	\$0.00	\$10,000.00	\$0.00		\$0.00	\$0.00	\$10,000.00	0.00
24109	1000					<i>SUBTOTAL</i>	\$37,254.00	\$0.00	\$37,254.00	\$858.00	\$2,853.00	\$0.00	\$34,401.00	0.00	
		2000				Instruction									
		2100				Support Services									
		51100				Support Services-Students									
		2000				Salaries Expense									
		000				Special Programs									
						GADSDEN DIST OFFICE									
24109	2100	51100	2000	000	1211	Coordinator/Subject Matter Specialist	\$19,456.00	\$0.00	\$19,456.00	\$3,827.16		\$8,728.68	\$3,827.16	\$6,900.16	0.33
24109	2100	51100	2000	000		<i>SUBTOTAL GADSDEN DIST OFFICE</i>	\$19,456.00	\$0.00	\$19,456.00	\$3,827.16		\$8,728.68	\$3,827.16	\$6,900.16	0.33
24109	2100	51100	2000			<i>SUBTOTAL Special Programs</i>	\$19,456.00	\$0.00	\$19,456.00	\$3,827.16		\$8,728.68	\$3,827.16	\$6,900.16	0.33
24109	2100	51100				<i>SUBTOTAL Salaries Expense</i>	\$19,456.00	\$0.00	\$19,456.00	\$3,827.16		\$8,728.68	\$3,827.16	\$6,900.16	0.33
		52111				Educational Retirement									

State of New Mexico
Public School Operating Budget - Actuals Expenditure Detail Report
Gadsden - Third Quarter (Jan - Mar) - Expenditure
Submitted

Fund	Func	Obj	Prg	Loc	Job	Description	Budget	Adjustments	Adjusted Budget	Current Period	YTD	Encumbrance	Budget Balance	FTE
			0000			No Program								
24109	2100	52111	0000	000		GADSDEN DIST OFFICE	\$2,753.00	\$0.00	\$2,753.00	\$579.84	\$1,357.46	\$579.83	\$815.71	0.00
24109	2100	52111	0000			<i>SUBTOTAL No Program</i>	<i>\$2,753.00</i>	<i>\$0.00</i>	<i>\$2,753.00</i>	<i>\$579.84</i>	<i>\$1,357.46</i>	<i>\$579.83</i>	<i>\$815.71</i>	<i>0.00</i>
24109	2100	52111				<i>SUBTOTAL Educational Retirement</i>	<i>\$2,753.00</i>	<i>\$0.00</i>	<i>\$2,753.00</i>	<i>\$579.84</i>	<i>\$1,357.46</i>	<i>\$579.83</i>	<i>\$815.71</i>	<i>0.00</i>
			52112			ERA - Retiree Health								
			0000			No Program								
24109	2100	52112	0000	000		GADSDEN DIST OFFICE	\$389.00	\$0.00	\$389.00	\$76.56	\$179.22	\$76.56	\$133.22	0.00
24109	2100	52112	0000			<i>SUBTOTAL No Program</i>	<i>\$389.00</i>	<i>\$0.00</i>	<i>\$389.00</i>	<i>\$76.56</i>	<i>\$179.22</i>	<i>\$76.56</i>	<i>\$133.22</i>	<i>0.00</i>
24109	2100	52112				<i>SUBTOTAL ERA - Retiree Health</i>	<i>\$389.00</i>	<i>\$0.00</i>	<i>\$389.00</i>	<i>\$76.56</i>	<i>\$179.22</i>	<i>\$76.56</i>	<i>\$133.22</i>	<i>0.00</i>
			52210			FICA Payments								
			0000			No Program								
24109	2100	52210	0000	000		GADSDEN DIST OFFICE	\$1,206.00	\$0.00	\$1,206.00	\$224.94	\$526.72	\$224.94	\$454.34	0.00
24109	2100	52210	0000			<i>SUBTOTAL No Program</i>	<i>\$1,206.00</i>	<i>\$0.00</i>	<i>\$1,206.00</i>	<i>\$224.94</i>	<i>\$526.72</i>	<i>\$224.94</i>	<i>\$454.34</i>	<i>0.00</i>
24109	2100	52210				<i>SUBTOTAL FICA Payments</i>	<i>\$1,206.00</i>	<i>\$0.00</i>	<i>\$1,206.00</i>	<i>\$224.94</i>	<i>\$526.72</i>	<i>\$224.94</i>	<i>\$454.34</i>	<i>0.00</i>
			52220			Medicare Payments								
			0000			No Program								
24109	2100	52220	0000	000		GADSDEN DIST OFFICE	\$282.00	\$0.00	\$282.00	\$52.62	\$123.21	\$52.62	\$106.17	0.00
24109	2100	52220	0000			<i>SUBTOTAL No Program</i>	<i>\$282.00</i>	<i>\$0.00</i>	<i>\$282.00</i>	<i>\$52.62</i>	<i>\$123.21</i>	<i>\$52.62</i>	<i>\$106.17</i>	<i>0.00</i>
24109	2100	52220				<i>SUBTOTAL Medicare Payments</i>	<i>\$282.00</i>	<i>\$0.00</i>	<i>\$282.00</i>	<i>\$52.62</i>	<i>\$123.21</i>	<i>\$52.62</i>	<i>\$106.17</i>	<i>0.00</i>
			52311			Health and Medical Premiums								
			0000			No Program								
24109	2100	52311	0000	000		GADSDEN DIST OFFICE	\$2,052.00	\$0.00	\$2,052.00	\$277.68	\$649.16	\$277.68	\$1,125.16	0.00
24109	2100	52311	0000			<i>SUBTOTAL No Program</i>	<i>\$2,052.00</i>	<i>\$0.00</i>	<i>\$2,052.00</i>	<i>\$277.68</i>	<i>\$649.16</i>	<i>\$277.68</i>	<i>\$1,125.16</i>	<i>0.00</i>
24109	2100	52311				<i>SUBTOTAL Health and Medical Premiums</i>	<i>\$2,052.00</i>	<i>\$0.00</i>	<i>\$2,052.00</i>	<i>\$277.68</i>	<i>\$649.16</i>	<i>\$277.68</i>	<i>\$1,125.16</i>	<i>0.00</i>
			52312			Life								
			0000			No Program								
24109	2100	52312	0000	000		GADSDEN DIST OFFICE	\$29.00	\$0.00	\$29.00	\$5.22	\$13.05	\$5.22	\$10.73	0.00
24109	2100	52312	0000			<i>SUBTOTAL No Program</i>	<i>\$29.00</i>	<i>\$0.00</i>	<i>\$29.00</i>	<i>\$5.22</i>	<i>\$13.05</i>	<i>\$5.22</i>	<i>\$10.73</i>	<i>0.00</i>
24109	2100	52312				<i>SUBTOTAL Life</i>	<i>\$29.00</i>	<i>\$0.00</i>	<i>\$29.00</i>	<i>\$5.22</i>	<i>\$13.05</i>	<i>\$5.22</i>	<i>\$10.73</i>	<i>0.00</i>
			52313			Dental								
			0000			No Program								
24109	2100	52313	0000	000		GADSDEN DIST OFFICE	\$118.00	\$0.00	\$118.00	\$16.98	\$39.35	\$16.98	\$61.67	0.00
24109	2100	52313	0000			<i>SUBTOTAL No Program</i>	<i>\$118.00</i>	<i>\$0.00</i>	<i>\$118.00</i>	<i>\$16.98</i>	<i>\$39.35</i>	<i>\$16.98</i>	<i>\$61.67</i>	<i>0.00</i>
24109	2100	52313				<i>SUBTOTAL Dental</i>	<i>\$118.00</i>	<i>\$0.00</i>	<i>\$118.00</i>	<i>\$16.98</i>	<i>\$39.35</i>	<i>\$16.98</i>	<i>\$61.67</i>	<i>0.00</i>
			52314			Vision								
			0000			No Program								
24109	2100	52314	0000	000		GADSDEN DIST OFFICE	\$19.00	\$0.00	\$19.00	\$3.72	\$7.44	\$3.72	\$7.84	0.00
24109	2100	52314	0000			<i>SUBTOTAL No Program</i>	<i>\$19.00</i>	<i>\$0.00</i>	<i>\$19.00</i>	<i>\$3.72</i>	<i>\$7.44</i>	<i>\$3.72</i>	<i>\$7.84</i>	<i>0.00</i>
24109	2100	52314				<i>SUBTOTAL Vision</i>	<i>\$19.00</i>	<i>\$0.00</i>	<i>\$19.00</i>	<i>\$3.72</i>	<i>\$7.44</i>	<i>\$3.72</i>	<i>\$7.84</i>	<i>0.00</i>

State of New Mexico
Public School Operating Budget - Actuals Expenditure Detail Report
Gadsden - Third Quarter (Jan - Mar) - Expenditure
Submitted

Fund	Func	Obj	Prg	Loc	Job	Description	Budget	Adjustments	Adjusted Budget	Current Period	YTD	Encumbrance	Budget Balance	FTE
			52315			Disability								
			0000			No Program								
24109	2100	52315	0000	000		GADSDEN DIST OFFICE	\$17.00	\$0.00	\$17.00	\$0.00	\$0.00	\$0.00	\$17.00	0.00
24109	2100	52315	0000			<i>SUBTOTAL No Program</i>	<i>\$17.00</i>	<i>\$0.00</i>	<i>\$17.00</i>	<i>\$0.00</i>	<i>\$0.00</i>	<i>\$0.00</i>	<i>\$17.00</i>	<i>0.00</i>
24109	2100	52315				<i>SUBTOTAL Disability</i>	<i>\$17.00</i>	<i>\$0.00</i>	<i>\$17.00</i>	<i>\$0.00</i>	<i>\$0.00</i>	<i>\$0.00</i>	<i>\$17.00</i>	<i>0.00</i>
			52500			Unemployment								
			0000			Compensation								
			0000			No Program								
24109	2100	52500	0000	000		GADSDEN DIST OFFICE	\$17.00	\$0.00	\$17.00	\$2.82	\$6.60	\$2.82	\$7.58	0.00
24109	2100	52500	0000			<i>SUBTOTAL No Program</i>	<i>\$17.00</i>	<i>\$0.00</i>	<i>\$17.00</i>	<i>\$2.82</i>	<i>\$6.60</i>	<i>\$2.82</i>	<i>\$7.58</i>	<i>0.00</i>
24109	2100	52500				<i>SUBTOTAL Unemployment Compensation</i>	<i>\$17.00</i>	<i>\$0.00</i>	<i>\$17.00</i>	<i>\$2.82</i>	<i>\$6.60</i>	<i>\$2.82</i>	<i>\$7.58</i>	<i>0.00</i>
			52710			Workers Compensation								
			0000			Premium								
			0000			No Program								
24109	2100	52710	0000	000		GADSDEN DIST OFFICE	\$539.00	\$0.00	\$539.00	\$105.66	\$247.37	\$105.66	\$185.97	0.00
24109	2100	52710	0000			<i>SUBTOTAL No Program</i>	<i>\$539.00</i>	<i>\$0.00</i>	<i>\$539.00</i>	<i>\$105.66</i>	<i>\$247.37</i>	<i>\$105.66</i>	<i>\$185.97</i>	<i>0.00</i>
24109	2100	52710				<i>SUBTOTAL Workers Compensation Premium</i>	<i>\$539.00</i>	<i>\$0.00</i>	<i>\$539.00</i>	<i>\$105.66</i>	<i>\$247.37</i>	<i>\$105.66</i>	<i>\$185.97</i>	<i>0.00</i>
			52720			Workers Compensation								
			0000			Employer's Fee								
			0000			No Program								
24109	2100	52720	0000	000		GADSDEN DIST OFFICE	\$4.00	\$0.00	\$4.00	\$0.76	\$2.28	\$0.76	\$0.96	0.00
24109	2100	52720	0000			<i>SUBTOTAL No Program</i>	<i>\$4.00</i>	<i>\$0.00</i>	<i>\$4.00</i>	<i>\$0.76</i>	<i>\$2.28</i>	<i>\$0.76</i>	<i>\$0.96</i>	<i>0.00</i>
24109	2100	52720				<i>SUBTOTAL Workers Compensation Employer's Fee</i>	<i>\$4.00</i>	<i>\$0.00</i>	<i>\$4.00</i>	<i>\$0.76</i>	<i>\$2.28</i>	<i>\$0.76</i>	<i>\$0.96</i>	<i>0.00</i>
			53330			Professional								
			2000			Development								
			2000			Special Programs								
24109	2100	53330	2000	000		GADSDEN DIST OFFICE	\$1,000.00	\$0.00	\$1,000.00	\$0.00	\$0.00	\$0.00	\$1,000.00	0.00
24109	2100	53330	2000			<i>SUBTOTAL Special Programs</i>	<i>\$1,000.00</i>	<i>\$0.00</i>	<i>\$1,000.00</i>	<i>\$0.00</i>	<i>\$0.00</i>	<i>\$0.00</i>	<i>\$1,000.00</i>	<i>0.00</i>
24109	2100	53330				<i>SUBTOTAL Professional Development</i>	<i>\$1,000.00</i>	<i>\$0.00</i>	<i>\$1,000.00</i>	<i>\$0.00</i>	<i>\$0.00</i>	<i>\$0.00</i>	<i>\$1,000.00</i>	<i>0.00</i>
			55813			Employee Travel - Non-								
			2000			Teachers								
			2000			Special Programs								
24109	2100	55813	2000	000		GADSDEN DIST OFFICE	\$1,000.00	\$0.00	\$1,000.00	\$0.00	\$0.00	\$0.00	\$1,000.00	0.00
24109	2100	55813	2000			<i>SUBTOTAL Special Programs</i>	<i>\$1,000.00</i>	<i>\$0.00</i>	<i>\$1,000.00</i>	<i>\$0.00</i>	<i>\$0.00</i>	<i>\$0.00</i>	<i>\$1,000.00</i>	<i>0.00</i>
24109	2100	55813				<i>SUBTOTAL Employee Travel - Non-Teachers</i>	<i>\$1,000.00</i>	<i>\$0.00</i>	<i>\$1,000.00</i>	<i>\$0.00</i>	<i>\$0.00</i>	<i>\$0.00</i>	<i>\$1,000.00</i>	<i>0.00</i>
			56118			General Supplies and								
			2000			Materials								
			2000			Special Programs								
24109	2100	56118	2000	000		GADSDEN DIST OFFICE	\$1,000.00	\$0.00	\$1,000.00	\$328.92	\$1,986.79	\$0.00	(\$986.79)	0.00
24109	2100	56118	2000			<i>SUBTOTAL Special Programs</i>	<i>\$1,000.00</i>	<i>\$0.00</i>	<i>\$1,000.00</i>	<i>\$328.92</i>	<i>\$1,986.79</i>	<i>\$0.00</i>	<i>(\$986.79)</i>	<i>0.00</i>

State of New Mexico
Public School Operating Budget - Actuals Expenditure Detail Report
Gadsden - Third Quarter (Jan - Mar) - Expenditure
Submitted

Fund	Func	Obj	Prg	Loc	Job	Description	Budget	Adjustments	Adjusted Budget	Current Period	YTD	Encumbrance	Budget Balance	FTE
24109	2100	56118				<i>SUBTOTAL General Supplies and Materials</i>	\$1,000.00	\$0.00	\$1,000.00	\$328.92	\$1,986.79	\$0.00	(\$986.79)	0.00
		57332				Supply Assets (\$5,000 or less)								
		2000				Special Programs								
24109	2100	57332	2000	000		GADSDEN DIST OFFICE	\$0.00	\$0.00	\$0.00	\$0.00	\$534.32	\$0.00	(\$534.32)	0.00
24109	2100	57332	2000			<i>SUBTOTAL Special Programs</i>	\$0.00	\$0.00	\$0.00	\$0.00	\$534.32	\$0.00	(\$534.32)	0.00
24109	2100	57332				<i>SUBTOTAL Supply Assets (\$5,000 or less)</i>	\$0.00	\$0.00	\$0.00	\$0.00	\$534.32	\$0.00	(\$534.32)	0.00
24109	2100					<i>SUBTOTAL Support Services-Students</i>	\$29,881.00	\$0.00	\$29,881.00	\$5,502.88	\$14,401.65	\$5,173.95	\$10,305.40	0.33
		2200				Support Services-Instruction								
		51100				Salaries Expense								
		0000				No Program								
		000				GADSDEN DIST OFFICE								
24109	2200	51100	0000	000	1211	Coordinator/Subject Matter Specialist	\$16,568.00	\$0.00	\$16,568.00	\$4,200.54	\$12,111.57	\$4,200.54	\$255.89	0.30
24109	2200	51100	0000	000	1217	Secretarial/Clerical/Technical Assistants	\$3,441.00	\$0.00	\$3,441.00	\$860.58	\$2,581.74	\$860.59	(\$1.33)	0.10
24109	2200	51100	0000	000		<i>SUBTOTAL GADSDEN DIST OFFICE</i>	\$20,009.00	\$0.00	\$20,009.00	\$5,061.12	\$14,693.31	\$5,061.13	\$254.56	0.40
24109	2200	51100	0000			<i>SUBTOTAL No Program</i>	\$20,009.00	\$0.00	\$20,009.00	\$5,061.12	\$14,693.31	\$5,061.13	\$254.56	0.40
24109	2200	51100				<i>SUBTOTAL Salaries Expense</i>	\$20,009.00	\$0.00	\$20,009.00	\$5,061.12	\$14,693.31	\$5,061.13	\$254.56	0.40
		52111				Educational Retirement								
		0000				No Program								
24109	2200	52111	0000	000		GADSDEN DIST OFFICE	\$3,031.00	\$0.00	\$3,031.00	\$766.74	\$2,194.17	\$766.74	\$70.09	0.00
24109	2200	52111	0000			<i>SUBTOTAL No Program</i>	\$3,031.00	\$0.00	\$3,031.00	\$766.74	\$2,194.17	\$766.74	\$70.09	0.00
24109	2200	52111				<i>SUBTOTAL Educational Retirement</i>	\$3,031.00	\$0.00	\$3,031.00	\$766.74	\$2,194.17	\$766.74	\$70.09	0.00
		52112				ERA - Retiree Health								
		0000				No Program								
24109	2200	52112	0000	000		GADSDEN DIST OFFICE	\$400.00	\$0.00	\$400.00	\$101.22	\$289.67	\$101.22	\$9.11	0.00
24109	2200	52112	0000			<i>SUBTOTAL No Program</i>	\$400.00	\$0.00	\$400.00	\$101.22	\$289.67	\$101.22	\$9.11	0.00
24109	2200	52112				<i>SUBTOTAL ERA - Retiree Health</i>	\$400.00	\$0.00	\$400.00	\$101.22	\$289.67	\$101.22	\$9.11	0.00
		52210				FICA Payments								
		0000				No Program								
24109	2200	52210	0000	000		GADSDEN DIST OFFICE	\$1,241.00	\$0.00	\$1,241.00	\$281.64	\$807.49	\$281.64	\$151.87	0.00
24109	2200	52210	0000			<i>SUBTOTAL No Program</i>	\$1,241.00	\$0.00	\$1,241.00	\$281.64	\$807.49	\$281.64	\$151.87	0.00
24109	2200	52210				<i>SUBTOTAL FICA Payments</i>	\$1,241.00	\$0.00	\$1,241.00	\$281.64	\$807.49	\$281.64	\$151.87	0.00
		52220				Medicare Payments								
		0000				No Program								
24109	2200	52220	0000	000		GADSDEN DIST OFFICE	\$290.00	\$0.00	\$290.00	\$65.88	\$188.85	\$65.88	\$35.27	0.00
24109	2200	52220	0000			<i>SUBTOTAL No Program</i>	\$290.00	\$0.00	\$290.00	\$65.88	\$188.85	\$65.88	\$35.27	0.00

State of New Mexico
Public School Operating Budget - Actuals Expenditure Detail Report
Gadsden - Third Quarter (Jan - Mar) - Expenditure
Submitted

Fund	Func	Obj	Prg	Loc	Job	Description	Budget	Adjustments	Adjusted Budget	Current Period	YTD	Encumbrance	Budget Balance	FTE
24109	2200	52220				<i>SUBTOTAL Medicare Payments</i>	<i>\$290.00</i>	<i>\$0.00</i>	<i>\$290.00</i>	<i>\$65.88</i>	<i>\$188.85</i>	<i>\$65.88</i>	<i>\$35.27</i>	<i>0.00</i>
		52311				Health and Medical Premiums								
		0000				No Program								
24109	2200	52311	0000	000		GADSDEN DIST OFFICE	\$2,065.00	\$0.00	\$2,065.00	\$676.14	\$1,902.41	\$676.14	(\$513.55)	0.00
24109	2200	52311	0000			<i>SUBTOTAL No Program</i>	<i>\$2,065.00</i>	<i>\$0.00</i>	<i>\$2,065.00</i>	<i>\$676.14</i>	<i>\$1,902.41</i>	<i>\$676.14</i>	<i>(\$513.55)</i>	<i>0.00</i>
24109	2200	52311				<i>SUBTOTAL Health and Medical Premiums</i>	<i>\$2,065.00</i>	<i>\$0.00</i>	<i>\$2,065.00</i>	<i>\$676.14</i>	<i>\$1,902.41</i>	<i>\$676.14</i>	<i>(\$513.55)</i>	<i>0.00</i>
		52312				Life								
		0000				No Program								
24109	2200	52312	0000	000		GADSDEN DIST OFFICE	\$29.00	\$0.00	\$29.00	\$6.30	\$17.84	\$6.30	\$4.86	0.00
24109	2200	52312	0000			<i>SUBTOTAL No Program</i>	<i>\$29.00</i>	<i>\$0.00</i>	<i>\$29.00</i>	<i>\$6.30</i>	<i>\$17.84</i>	<i>\$6.30</i>	<i>\$4.86</i>	<i>0.00</i>
24109	2200	52312				<i>SUBTOTAL Life</i>	<i>\$29.00</i>	<i>\$0.00</i>	<i>\$29.00</i>	<i>\$6.30</i>	<i>\$17.84</i>	<i>\$6.30</i>	<i>\$4.86</i>	<i>0.00</i>
		52313				Dental								
		0000				No Program								
24109	2200	52313	0000	000		GADSDEN DIST OFFICE	\$102.00	\$0.00	\$102.00	\$34.56	\$97.91	\$34.56	(\$30.47)	0.00
24109	2200	52313	0000			<i>SUBTOTAL No Program</i>	<i>\$102.00</i>	<i>\$0.00</i>	<i>\$102.00</i>	<i>\$34.56</i>	<i>\$97.91</i>	<i>\$34.56</i>	<i>(\$30.47)</i>	<i>0.00</i>
24109	2200	52313				<i>SUBTOTAL Dental</i>	<i>\$102.00</i>	<i>\$0.00</i>	<i>\$102.00</i>	<i>\$34.56</i>	<i>\$97.91</i>	<i>\$34.56</i>	<i>(\$30.47)</i>	<i>0.00</i>
		52314				Vision								
		0000				No Program								
24109	2200	52314	0000	000		GADSDEN DIST OFFICE	\$22.00	\$0.00	\$22.00	\$8.76	\$13.39	\$8.76	(\$0.15)	0.00
24109	2200	52314	0000			<i>SUBTOTAL No Program</i>	<i>\$22.00</i>	<i>\$0.00</i>	<i>\$22.00</i>	<i>\$8.76</i>	<i>\$13.39</i>	<i>\$8.76</i>	<i>(\$0.15)</i>	<i>0.00</i>
24109	2200	52314				<i>SUBTOTAL Vision</i>	<i>\$22.00</i>	<i>\$0.00</i>	<i>\$22.00</i>	<i>\$8.76</i>	<i>\$13.39</i>	<i>\$8.76</i>	<i>(\$0.15)</i>	<i>0.00</i>
		52315				Disability								
		0000				No Program								
24109	2200	52315	0000	000		GADSDEN DIST OFFICE	\$18.00	\$0.00	\$18.00	\$0.00	\$0.00	\$0.00	\$18.00	0.00
24109	2200	52315	0000			<i>SUBTOTAL No Program</i>	<i>\$18.00</i>	<i>\$0.00</i>	<i>\$18.00</i>	<i>\$0.00</i>	<i>\$0.00</i>	<i>\$0.00</i>	<i>\$18.00</i>	<i>0.00</i>
24109	2200	52315				<i>SUBTOTAL Disability</i>	<i>\$18.00</i>	<i>\$0.00</i>	<i>\$18.00</i>	<i>\$0.00</i>	<i>\$0.00</i>	<i>\$0.00</i>	<i>\$18.00</i>	<i>0.00</i>
		52500				Unemployment Compensation								
		0000				No Program								
24109	2200	52500	0000	000		GADSDEN DIST OFFICE	\$14.00	\$0.00	\$14.00	\$3.78	\$10.81	\$3.78	(\$0.59)	0.00
24109	2200	52500	0000			<i>SUBTOTAL No Program</i>	<i>\$14.00</i>	<i>\$0.00</i>	<i>\$14.00</i>	<i>\$3.78</i>	<i>\$10.81</i>	<i>\$3.78</i>	<i>(\$0.59)</i>	<i>0.00</i>
24109	2200	52500				<i>SUBTOTAL Unemployment Compensation</i>	<i>\$14.00</i>	<i>\$0.00</i>	<i>\$14.00</i>	<i>\$3.78</i>	<i>\$10.81</i>	<i>\$3.78</i>	<i>(\$0.59)</i>	<i>0.00</i>
		52710				Workers Compensation Premium								
		0000				No Program								
24109	2200	52710	0000	000		GADSDEN DIST OFFICE	\$459.00	\$0.00	\$459.00	\$139.74	\$399.88	\$139.74	(\$80.62)	0.00
24109	2200	52710	0000			<i>SUBTOTAL No Program</i>	<i>\$459.00</i>	<i>\$0.00</i>	<i>\$459.00</i>	<i>\$139.74</i>	<i>\$399.88</i>	<i>\$139.74</i>	<i>(\$80.62)</i>	<i>0.00</i>
24109	2200	52710				<i>SUBTOTAL Workers Compensation Premium</i>	<i>\$459.00</i>	<i>\$0.00</i>	<i>\$459.00</i>	<i>\$139.74</i>	<i>\$399.88</i>	<i>\$139.74</i>	<i>(\$80.62)</i>	<i>0.00</i>
		52720				Workers Compensation Employer's Fee								
		0000				No Program								

State of New Mexico
Public School Operating Budget - Actuals Expenditure Detail Report
Gadsden - Third Quarter (Jan - Mar) - Expenditure
Submitted

Fund	Func	Obj	Prg	Loc	Job	Description	Budget	Adjustments	Adjusted Budget	Current Period	YTD	Encumbrance	Budget Balance	FTE
24109	2200	52720	0000	000		GADSDEN DIST OFFICE	\$4.00	\$0.00	\$4.00	\$0.92	\$2.76	\$0.92	\$0.32	0.00
24109	2200	52720	0000			<i>SUBTOTAL No Program</i>	<i>\$4.00</i>	<i>\$0.00</i>	<i>\$4.00</i>	<i>\$0.92</i>	<i>\$2.76</i>	<i>\$0.92</i>	<i>\$0.32</i>	<i>0.00</i>
24109	2200	52720				<i>SUBTOTAL Workers Compensation Employer's Fee</i>	<i>\$4.00</i>	<i>\$0.00</i>	<i>\$4.00</i>	<i>\$0.92</i>	<i>\$2.76</i>	<i>\$0.92</i>	<i>\$0.32</i>	<i>0.00</i>
		56118				General Supplies and Materials								
		0000				No Program								
24109	2200	56118	0000	000		GADSDEN DIST OFFICE	\$1,000.00	\$0.00	\$1,000.00	\$0.00	\$0.00	\$0.00	\$1,000.00	0.00
24109	2200	56118	0000			<i>SUBTOTAL No Program</i>	<i>\$1,000.00</i>	<i>\$0.00</i>	<i>\$1,000.00</i>	<i>\$0.00</i>	<i>\$0.00</i>	<i>\$0.00</i>	<i>\$1,000.00</i>	<i>0.00</i>
24109	2200	56118				<i>SUBTOTAL General Supplies and Materials</i>	<i>\$1,000.00</i>	<i>\$0.00</i>	<i>\$1,000.00</i>	<i>\$0.00</i>	<i>\$0.00</i>	<i>\$0.00</i>	<i>\$1,000.00</i>	<i>0.00</i>
24109	2200					<i>SUBTOTAL Support Services-Instruction</i>	<i>\$28,684.00</i>	<i>\$0.00</i>	<i>\$28,684.00</i>	<i>\$7,146.80</i>	<i>\$20,618.49</i>	<i>\$7,146.81</i>	<i>\$918.70</i>	<i>0.40</i>
		2300				Support Services-General Administration								
		53713				Indirect Costs - Program Administration								
		0000				No Program								
24109	2300	53713	0000	000		GADSDEN DIST OFFICE	\$2,405.00	\$0.00	\$2,405.00	\$1,149.73	\$1,488.41	\$0.00	\$916.59	0.00
24109	2300	53713	0000			<i>SUBTOTAL No Program</i>	<i>\$2,405.00</i>	<i>\$0.00</i>	<i>\$2,405.00</i>	<i>\$1,149.73</i>	<i>\$1,488.41</i>	<i>\$0.00</i>	<i>\$916.59</i>	<i>0.00</i>
24109	2300	53713				<i>SUBTOTAL Indirect Costs - Program Administration</i>	<i>\$2,405.00</i>	<i>\$0.00</i>	<i>\$2,405.00</i>	<i>\$1,149.73</i>	<i>\$1,488.41</i>	<i>\$0.00</i>	<i>\$916.59</i>	<i>0.00</i>
24109	2300					<i>SUBTOTAL Support Services-General Administration</i>	<i>\$2,405.00</i>	<i>\$0.00</i>	<i>\$2,405.00</i>	<i>\$1,149.73</i>	<i>\$1,488.41</i>	<i>\$0.00</i>	<i>\$916.59</i>	<i>0.00</i>
24109	2000					<i>SUBTOTAL Support Services</i>	<i>\$60,970.00</i>	<i>\$0.00</i>	<i>\$60,970.00</i>	<i>\$13,799.41</i>	<i>\$36,508.55</i>	<i>\$12,320.76</i>	<i>\$12,140.69</i>	<i>0.73</i>
24109	2410					<i>TOTAL Preschool IDEA-B</i>	<i>\$98,224.00</i>	<i>\$0.00</i>	<i>\$98,224.00</i>	<i>\$14,657.41</i>	<i>\$39,361.55</i>	<i>\$12,320.76</i>	<i>\$46,541.69</i>	<i>0.73</i>
24145						Title I - Striving Readers Instruction								
		1000				Salaries Expense								
		51100				Regular Education (K-12) Programs								
		1010				GADSDEN DIST OFFICE								
		000				OFFICE								
24145	1000	51100	1010	000	1411	Teachers-Grades 1-12	\$109,052.00	\$0.00	\$109,052.00	\$29,580.36	\$80,018.66	\$19,616.86	\$9,416.48	2.00
24145	1000	51100	1010	000		<i>SUBTOTAL GADSDEN DIST OFFICE</i>	<i>\$109,052.00</i>	<i>\$0.00</i>	<i>\$109,052.00</i>	<i>\$29,580.36</i>	<i>\$80,018.66</i>	<i>\$19,616.86</i>	<i>\$9,416.48</i>	<i>2.00</i>
24145	1000	51100	1010			<i>SUBTOTAL Regular Education (K-12) Programs</i>	<i>\$109,052.00</i>	<i>\$0.00</i>	<i>\$109,052.00</i>	<i>\$29,580.36</i>	<i>\$80,018.66</i>	<i>\$19,616.86</i>	<i>\$9,416.48</i>	<i>2.00</i>
24145	1000	51100				<i>SUBTOTAL Salaries Expense</i>	<i>\$109,052.00</i>	<i>\$0.00</i>	<i>\$109,052.00</i>	<i>\$29,580.36</i>	<i>\$80,018.66</i>	<i>\$19,616.86</i>	<i>\$9,416.48</i>	<i>2.00</i>
		51300				Additional Compensation								
		1010				Regular Education (K-12) Programs								
		000				GADSDEN DIST OFFICE								

State of New Mexico
Public School Operating Budget - Actuals Expenditure Detail Report
Gadsden - Third Quarter (Jan - Mar) - Expenditure
Submitted

Fund	Func	Obj	Prg	Loc	Job	Description	Budget	Adjustments	Adjusted Budget	Current Period	YTD	Encumbrance	Budget Balance	FTE
24145	1000	51300	1010	000	1411	Teachers-Grades 1-12	\$0.00	\$18,162.00	\$18,162.00	\$14,038.50	\$16,288.50	\$2,100.00	(\$226.50)	0.00
24145	1000	51300	1010	000		SUBTOTAL GADSDEN	\$0.00	\$18,162.00	\$18,162.00	\$14,038.50	\$16,288.50	\$2,100.00	(\$226.50)	0.00
						<i>DIST OFFICE</i>								
24145	1000	51300	1010			SUBTOTAL Regular	\$0.00	\$18,162.00	\$18,162.00	\$14,038.50	\$16,288.50	\$2,100.00	(\$226.50)	0.00
						<i>Education (K-12) Programs</i>								
24145	1000	51300				SUBTOTAL Additional	\$0.00	\$18,162.00	\$18,162.00	\$14,038.50	\$16,288.50	\$2,100.00	(\$226.50)	0.00
						<i>Compensation</i>								
						52111								
						Educational Retirement								
						0000								
						No Program								
24145	1000	52111	0000	000		GADSDEN DIST OFFICE	\$16,521.00	\$0.00	\$16,521.00	\$6,608.33	\$14,590.70	\$3,290.15	(\$1,359.85)	0.00
24145	1000	52111	0000			SUBTOTAL No Program	\$16,521.00	\$0.00	\$16,521.00	\$6,608.33	\$14,590.70	\$3,290.15	(\$1,359.85)	0.00
24145	1000	52111				SUBTOTAL Educational	\$16,521.00	\$0.00	\$16,521.00	\$6,608.33	\$14,590.70	\$3,290.15	(\$1,359.85)	0.00
						<i>Retirement</i>								
						52112								
						ERA - Retiree Health								
						0000								
						No Program								
24145	1000	52112	0000	000		GADSDEN DIST OFFICE	\$2,181.00	\$0.00	\$2,181.00	\$872.40	\$1,926.21	\$434.35	(\$179.56)	0.00
24145	1000	52112	0000			SUBTOTAL No Program	\$2,181.00	\$0.00	\$2,181.00	\$872.40	\$1,926.21	\$434.35	(\$179.56)	0.00
24145	1000	52112				SUBTOTAL ERA - Retiree	\$2,181.00	\$0.00	\$2,181.00	\$872.40	\$1,926.21	\$434.35	(\$179.56)	0.00
						<i>Health</i>								
						52210								
						FICA Payments								
						0000								
						No Program								
24145	1000	52210	0000	000		GADSDEN DIST OFFICE	\$6,761.00	\$0.00	\$6,761.00	\$2,646.48	\$5,903.66	\$1,335.33	(\$477.99)	0.00
24145	1000	52210	0000			SUBTOTAL No Program	\$6,761.00	\$0.00	\$6,761.00	\$2,646.48	\$5,903.66	\$1,335.33	(\$477.99)	0.00
24145	1000	52210				SUBTOTAL FICA	\$6,761.00	\$0.00	\$6,761.00	\$2,646.48	\$5,903.66	\$1,335.33	(\$477.99)	0.00
						<i>Payments</i>								
						52220								
						Medicare Payments								
						0000								
						No Program								
24145	1000	52220	0000	000		GADSDEN DIST OFFICE	\$1,581.00	\$0.00	\$1,581.00	\$618.92	\$1,380.62	\$312.24	(\$111.86)	0.00
24145	1000	52220	0000			SUBTOTAL No Program	\$1,581.00	\$0.00	\$1,581.00	\$618.92	\$1,380.62	\$312.24	(\$111.86)	0.00
24145	1000	52220				SUBTOTAL Medicare	\$1,581.00	\$0.00	\$1,581.00	\$618.92	\$1,380.62	\$312.24	(\$111.86)	0.00
						<i>Payments</i>								
						52311								
						Health and Medical								
						Premiums								
						0000								
						No Program								
24145	1000	52311	0000	000		GADSDEN DIST OFFICE	\$11,255.00	\$0.00	\$11,255.00	\$0.00	\$0.00	\$0.00	\$11,255.00	0.00
24145	1000	52311	0000			SUBTOTAL No Program	\$11,255.00	\$0.00	\$11,255.00	\$0.00	\$0.00	\$0.00	\$11,255.00	0.00
24145	1000	52311				SUBTOTAL Health and	\$11,255.00	\$0.00	\$11,255.00	\$0.00	\$0.00	\$0.00	\$11,255.00	0.00
						<i>Medical Premiums</i>								
						52312								
						Life								
						0000								
						No Program								
24145	1000	52312	0000	000		GADSDEN DIST OFFICE	\$158.00	\$0.00	\$158.00	\$26.30	\$84.16	\$18.41	\$55.43	0.00
24145	1000	52312	0000			SUBTOTAL No Program	\$158.00	\$0.00	\$158.00	\$26.30	\$84.16	\$18.41	\$55.43	0.00
24145	1000	52312				SUBTOTAL Life	\$158.00	\$0.00	\$158.00	\$26.30	\$84.16	\$18.41	\$55.43	0.00
						52313								
						Dental								
						0000								
						No Program								
24145	1000	52313	0000	000		GADSDEN DIST OFFICE	\$558.00	\$0.00	\$558.00	\$51.48	\$145.86	\$60.06	\$352.08	0.00
24145	1000	52313	0000			SUBTOTAL No Program	\$558.00	\$0.00	\$558.00	\$51.48	\$145.86	\$60.06	\$352.08	0.00

State of New Mexico
Public School Operating Budget - Actuals Expenditure Detail Report
Gadsden - Third Quarter (Jan - Mar) - Expenditure
Submitted

Fund	Func	Obj	Prg	Loc	Job	Description	Budget	Adjustments	Adjusted Budget	Current Period	YTD	Encumbrance	Budget Balance	FTE
24145	1000	52313				<i>SUBTOTAL Dental</i>	\$558.00	\$0.00	\$558.00	\$51.48	\$145.86	\$60.06	\$352.08	0.00
		52314				Vision								
		0000				No Program								
24145	1000	52314	0000	000		GADSDEN DIST OFFICE	\$109.00	\$0.00	\$109.00	\$11.28	\$31.96	\$13.16	\$63.88	0.00
24145	1000	52314	0000			<i>SUBTOTAL No Program</i>	\$109.00	\$0.00	\$109.00	\$11.28	\$31.96	\$13.16	\$63.88	0.00
24145	1000	52314				<i>SUBTOTAL Vision</i>	\$109.00	\$0.00	\$109.00	\$11.28	\$31.96	\$13.16	\$63.88	0.00
		52315				Disability								
		0000				No Program								
24145	1000	52315	0000	000		GADSDEN DIST OFFICE	\$98.00	\$0.00	\$98.00	\$0.00	\$0.00	\$0.00	\$98.00	0.00
24145	1000	52315	0000			<i>SUBTOTAL No Program</i>	\$98.00	\$0.00	\$98.00	\$0.00	\$0.00	\$0.00	\$98.00	0.00
24145	1000	52315				<i>SUBTOTAL Disability</i>	\$98.00	\$0.00	\$98.00	\$0.00	\$0.00	\$0.00	\$98.00	0.00
		52500				Unemployment Compensation								
		0000				No Program								
24145	1000	52500	0000	000		GADSDEN DIST OFFICE	\$74.00	\$0.00	\$74.00	\$32.26	\$71.32	\$16.11	(\$13.43)	0.00
24145	1000	52500	0000			<i>SUBTOTAL No Program</i>	\$74.00	\$0.00	\$74.00	\$32.26	\$71.32	\$16.11	(\$13.43)	0.00
24145	1000	52500				<i>SUBTOTAL Unemployment Compensation</i>	\$74.00	\$0.00	\$74.00	\$32.26	\$71.32	\$16.11	(\$13.43)	0.00
		52710				Workers Compensation Premium								
		0000				No Program								
24145	1000	52710	0000	000		GADSDEN DIST OFFICE	\$2,504.00	\$0.00	\$2,504.00	\$1,204.33	\$2,659.05	\$599.56	(\$754.61)	0.00
24145	1000	52710	0000			<i>SUBTOTAL No Program</i>	\$2,504.00	\$0.00	\$2,504.00	\$1,204.33	\$2,659.05	\$599.56	(\$754.61)	0.00
24145	1000	52710				<i>SUBTOTAL Workers Compensation Premium</i>	\$2,504.00	\$0.00	\$2,504.00	\$1,204.33	\$2,659.05	\$599.56	(\$754.61)	0.00
		52720				Workers Compensation Employer's Fee								
		0000				No Program								
24145	1000	52720	0000	000		GADSDEN DIST OFFICE	\$9.00	\$0.00	\$9.00	\$4.60	\$13.80	\$2.30	(\$7.10)	0.00
24145	1000	52720	0000			<i>SUBTOTAL No Program</i>	\$9.00	\$0.00	\$9.00	\$4.60	\$13.80	\$2.30	(\$7.10)	0.00
24145	1000	52720				<i>SUBTOTAL Workers Compensation Employer's Fee</i>	\$9.00	\$0.00	\$9.00	\$4.60	\$13.80	\$2.30	(\$7.10)	0.00
		53330				Professional Development								
		1010				Regular Education (K-12) Programs								
24145	1000	53330	1010	000		GADSDEN DIST OFFICE	\$91,318.00	\$82,438.00	\$173,756.00	\$24,174.22	\$50,646.97	\$101,120.00	\$21,989.03	0.00
24145	1000	53330	1010			<i>SUBTOTAL Regular Education (K-12) Programs</i>	\$91,318.00	\$82,438.00	\$173,756.00	\$24,174.22	\$50,646.97	\$101,120.00	\$21,989.03	0.00
24145	1000	53330				<i>SUBTOTAL Professional Development</i>	\$91,318.00	\$82,438.00	\$173,756.00	\$24,174.22	\$50,646.97	\$101,120.00	\$21,989.03	0.00
		55813				Employee Travel - Non-Teachers								
		1010				Regular Education (K-12) Programs								
24145	1000	55813	1010	000		GADSDEN DIST OFFICE	\$2,000.00	\$0.00	\$2,000.00	\$131.40	\$591.69	\$1,408.31	\$0.00	0.00

State of New Mexico
Public School Operating Budget - Actuals Expenditure Detail Report
Gadsden - Third Quarter (Jan - Mar) - Expenditure
Submitted

Fund	Func	Obj	Prg	Loc	Job	Description	Budget	Adjustments	Adjusted Budget	Current Period	YTD	Encumbrance	Budget Balance	FTE
24145	1000	55813	1010			<i>SUBTOTAL Regular Education (K-12) Programs</i>	\$2,000.00	\$0.00	\$2,000.00	\$131.40	\$591.69	\$1,408.31	\$0.00	0.00
24145	1000	55813				<i>SUBTOTAL Employee Travel - Non-Teachers</i>	\$2,000.00	\$0.00	\$2,000.00	\$131.40	\$591.69	\$1,408.31	\$0.00	0.00
		56113				Software								
			1010			Regular Education (K-12) Programs								
24145	1000	56113	1010	000		GADSDEN DIST OFFICE	\$0.00	\$0.00	\$0.00	\$12,416.90	\$12,416.90	\$0.00	(\$12,416.90)	0.00
24145	1000	56113	1010			<i>SUBTOTAL Regular Education (K-12) Programs</i>	\$0.00	\$0.00	\$0.00	\$12,416.90	\$12,416.90	\$0.00	(\$12,416.90)	0.00
24145	1000	56113				<i>SUBTOTAL Software</i>	\$0.00	\$0.00	\$0.00	\$12,416.90	\$12,416.90	\$0.00	(\$12,416.90)	0.00
		56118				General Supplies and Materials								
			1010			Regular Education (K-12) Programs								
24145	1000	56118	1010	000		GADSDEN DIST OFFICE	\$237,864.00	(\$107,643.00)	\$130,221.00	\$20,083.04	\$72,609.01	\$69,709.09	(\$12,097.10)	0.00
24145	1000	56118	1010			<i>SUBTOTAL Regular Education (K-12) Programs</i>	\$237,864.00	(\$107,643.00)	\$130,221.00	\$20,083.04	\$72,609.01	\$69,709.09	(\$12,097.10)	0.00
24145	1000	56118				<i>SUBTOTAL General Supplies and Materials</i>	\$237,864.00	(\$107,643.00)	\$130,221.00	\$20,083.04	\$72,609.01	\$69,709.09	(\$12,097.10)	0.00
		57332				Supply Assets (\$5,000 or less)								
			1010			Regular Education (K-12) Programs								
24145	1000	57332	1010	000		GADSDEN DIST OFFICE	\$17,357.00	\$7,643.00	\$25,000.00	\$0.00	\$0.00	\$2,357.50	\$22,642.50	0.00
24145	1000	57332	1010			<i>SUBTOTAL Regular Education (K-12) Programs</i>	\$17,357.00	\$7,643.00	\$25,000.00	\$0.00	\$0.00	\$2,357.50	\$22,642.50	0.00
24145	1000	57332				<i>SUBTOTAL Supply Assets (\$5,000 or less)</i>	\$17,357.00	\$7,643.00	\$25,000.00	\$0.00	\$0.00	\$2,357.50	\$22,642.50	0.00
24145	1000					<i>SUBTOTAL Instruction</i>	\$499,400.00	\$600.00	\$500,000.00	\$112,500.80	\$259,379.07	\$202,393.43	\$38,227.50	2.00
	2000					Support Services								
	2400					Support Services-School Administration								
		53330				Professional Development								
			0000			No Program								
24145	2400	53330	0000	000		GADSDEN DIST OFFICE	\$600.00	(\$600.00)	\$0.00	\$0.00	\$0.00	\$0.00	\$0.00	0.00
24145	2400	53330	0000			<i>SUBTOTAL No Program</i>	\$600.00	(\$600.00)	\$0.00	\$0.00	\$0.00	\$0.00	\$0.00	0.00
24145	2400	53330				<i>SUBTOTAL Professional Development</i>	\$600.00	(\$600.00)	\$0.00	\$0.00	\$0.00	\$0.00	\$0.00	0.00
24145	2400					<i>SUBTOTAL Support Services-School Administration</i>	\$600.00	(\$600.00)	\$0.00	\$0.00	\$0.00	\$0.00	\$0.00	0.00
24145	2000					<i>SUBTOTAL Support Services</i>	\$600.00	(\$600.00)	\$0.00	\$0.00	\$0.00	\$0.00	\$0.00	0.00
2414	5	24153				TOTAL Title I - Striving Readers English Language Acquisition	\$500,000.00	\$0.00	\$500,000.00	\$112,500.80	\$259,379.07	\$202,393.43	\$38,227.50	2.00

State of New Mexico
Public School Operating Budget - Actuals Expenditure Detail Report
Gadsden - Third Quarter (Jan - Mar) - Expenditure
Submitted

Fund	Func	Obj	Prg	Loc	Job	Description	Budget	Adjustments	Adjusted Budget	Current Period	YTD	Encumbrance	Budget Balance	FTE
	1000	51100	1010	000		Instruction								
						Salaries Expense								
						Regular Education (K-12) Programs								
						GADSDEN DIST OFFICE								
24153	1000	51100	1010	000	1411	Teachers-Grades 1-12	\$67,500.00	\$0.00	\$67,500.00	\$16,815.00	\$47,642.50	\$19,617.50	\$240.00	1.00
24153	1000	51100	1010	000	1711	Instructional Assistants-Grades 1-12	\$22,000.00	\$0.00	\$22,000.00	\$5,573.01	\$15,502.93	\$0.00	\$6,497.07	1.00
24153	1000	51100	1010	000		SUBTOTAL GADSDEN DIST OFFICE	\$89,500.00	\$0.00	\$89,500.00	\$22,388.01	\$63,145.43	\$19,617.50	\$6,737.07	2.00
24153	1000	51100	1010			SUBTOTAL Regular Education (K-12) Programs	\$89,500.00	\$0.00	\$89,500.00	\$22,388.01	\$63,145.43	\$19,617.50	\$6,737.07	2.00
24153	1000	51100				SUBTOTAL Salaries Expense	\$89,500.00	\$0.00	\$89,500.00	\$22,388.01	\$63,145.43	\$19,617.50	\$6,737.07	2.00
						Additional Compensation								
						Regular Education (K-12) Programs								
						GADSDEN DIST OFFICE								
24153	1000	51300	1010	000	1411	Teachers-Grades 1-12	\$34,290.00	\$0.00	\$34,290.00	\$6,775.00	\$15,075.00	\$2,175.00	\$17,040.00	0.00
24153	1000	51300	1010	000		SUBTOTAL GADSDEN DIST OFFICE	\$34,290.00	\$0.00	\$34,290.00	\$6,775.00	\$15,075.00	\$2,175.00	\$17,040.00	0.00
24153	1000	51300	1010			SUBTOTAL Regular Education (K-12) Programs	\$34,290.00	\$0.00	\$34,290.00	\$6,775.00	\$15,075.00	\$2,175.00	\$17,040.00	0.00
24153	1000	51300				SUBTOTAL Additional Compensation	\$34,290.00	\$0.00	\$34,290.00	\$6,775.00	\$15,075.00	\$2,175.00	\$17,040.00	0.00
						Educational Retirement								
						No Program								
24153	1000	52111	0000	000		GADSDEN DIST OFFICE	\$19,367.00	\$0.00	\$19,367.00	\$4,418.21	\$11,850.39	\$3,301.56	\$4,215.05	0.00
24153	1000	52111	0000			SUBTOTAL No Program	\$19,367.00	\$0.00	\$19,367.00	\$4,418.21	\$11,850.39	\$3,301.56	\$4,215.05	0.00
24153	1000	52111				SUBTOTAL Educational Retirement	\$19,367.00	\$0.00	\$19,367.00	\$4,418.21	\$11,850.39	\$3,301.56	\$4,215.05	0.00
						ERA - Retiree Health								
						No Program								
24153	1000	52112	0000	000		GADSDEN DIST OFFICE	\$2,900.00	\$0.00	\$2,900.00	\$583.25	\$1,564.35	\$435.85	\$899.80	0.00
24153	1000	52112	0000			SUBTOTAL No Program	\$2,900.00	\$0.00	\$2,900.00	\$583.25	\$1,564.35	\$435.85	\$899.80	0.00
24153	1000	52112				SUBTOTAL ERA - Retiree Health	\$2,900.00	\$0.00	\$2,900.00	\$583.25	\$1,564.35	\$435.85	\$899.80	0.00
						FICA Payments								
						No Program								
24153	1000	52210	0000	000		GADSDEN DIST OFFICE	\$8,790.00	\$0.00	\$8,790.00	\$1,714.20	\$4,602.96	\$1,262.56	\$2,924.48	0.00
24153	1000	52210	0000			SUBTOTAL No Program	\$8,790.00	\$0.00	\$8,790.00	\$1,714.20	\$4,602.96	\$1,262.56	\$2,924.48	0.00
24153	1000	52210				SUBTOTAL FICA Payments	\$8,790.00	\$0.00	\$8,790.00	\$1,714.20	\$4,602.96	\$1,262.56	\$2,924.48	0.00
						Medicare Payments								
						No Program								
24153	1000	52220	0000	000		GADSDEN DIST OFFICE	\$2,153.00	\$0.00	\$2,153.00	\$400.85	\$1,076.44	\$295.24	\$781.32	0.00
24153	1000	52220	0000			SUBTOTAL No Program	\$2,153.00	\$0.00	\$2,153.00	\$400.85	\$1,076.44	\$295.24	\$781.32	0.00

State of New Mexico
Public School Operating Budget - Actuals Expenditure Detail Report
Gadsden - Third Quarter (Jan - Mar) - Expenditure
Submitted

Fund	Func	Obj	Prg	Loc	Job	Description	Budget	Adjustments	Adjusted Budget	Current Period	YTD	Encumbrance	Budget Balance	FTE
24153	1000	52220				<i>SUBTOTAL Medicare Payments</i>	\$2,153.00	\$0.00	\$2,153.00	\$400.85	\$1,076.44	\$295.24	\$781.32	0.00
		52311				<i>Health and Medical Premiums</i>								
		0000				<i>No Program</i>								
24153	1000	52311	0000	000		GADSDEN DIST OFFICE	\$10,000.00	\$0.00	\$10,000.00	\$1,435.38	\$4,046.92	\$1,674.61	\$4,278.47	0.00
24153	1000	52311	0000			<i>SUBTOTAL No Program</i>	\$10,000.00	\$0.00	\$10,000.00	\$1,435.38	\$4,046.92	\$1,674.61	\$4,278.47	0.00
24153	1000	52311				<i>SUBTOTAL Health and Medical Premiums</i>	\$10,000.00	\$0.00	\$10,000.00	\$1,435.38	\$4,046.92	\$1,674.61	\$4,278.47	0.00
		52312				<i>Life</i>								
		0000				<i>No Program</i>								
24153	1000	52312	0000	000		GADSDEN DIST OFFICE	\$200.00	\$0.00	\$200.00	\$26.00	\$83.56	\$18.06	\$98.38	0.00
24153	1000	52312	0000			<i>SUBTOTAL No Program</i>	\$200.00	\$0.00	\$200.00	\$26.00	\$83.56	\$18.06	\$98.38	0.00
24153	1000	52312				<i>SUBTOTAL Life</i>	\$200.00	\$0.00	\$200.00	\$26.00	\$83.56	\$18.06	\$98.38	0.00
		52313				<i>Dental</i>								
		0000				<i>No Program</i>								
24153	1000	52313	0000	000		GADSDEN DIST OFFICE	\$600.00	\$0.00	\$600.00	\$50.58	\$144.06	\$59.01	\$396.93	0.00
24153	1000	52313	0000			<i>SUBTOTAL No Program</i>	\$600.00	\$0.00	\$600.00	\$50.58	\$144.06	\$59.01	\$396.93	0.00
24153	1000	52313				<i>SUBTOTAL Dental</i>	\$600.00	\$0.00	\$600.00	\$50.58	\$144.06	\$59.01	\$396.93	0.00
		52314				<i>Vision</i>								
		0000				<i>No Program</i>								
24153	1000	52314	0000	000		GADSDEN DIST OFFICE	\$100.00	\$0.00	\$100.00	\$11.10	\$31.60	\$12.95	\$55.45	0.00
24153	1000	52314	0000			<i>SUBTOTAL No Program</i>	\$100.00	\$0.00	\$100.00	\$11.10	\$31.60	\$12.95	\$55.45	0.00
24153	1000	52314				<i>SUBTOTAL Vision</i>	\$100.00	\$0.00	\$100.00	\$11.10	\$31.60	\$12.95	\$55.45	0.00
		52500				<i>Unemployment Compensation</i>								
		0000				<i>No Program</i>								
24153	1000	52500	0000	000		GADSDEN DIST OFFICE	\$200.00	\$0.00	\$200.00	\$21.64	\$58.08	\$16.18	\$125.74	0.00
24153	1000	52500	0000			<i>SUBTOTAL No Program</i>	\$200.00	\$0.00	\$200.00	\$21.64	\$58.08	\$16.18	\$125.74	0.00
24153	1000	52500				<i>SUBTOTAL Unemployment Compensation</i>	\$200.00	\$0.00	\$200.00	\$21.64	\$58.08	\$16.18	\$125.74	0.00
		52710				<i>Workers Compensation Premium</i>								
		0000				<i>No Program</i>								
24153	1000	52710	0000	000		GADSDEN DIST OFFICE	\$2,800.00	\$0.00	\$2,800.00	\$805.14	\$2,159.53	\$601.70	\$38.77	0.00
24153	1000	52710	0000			<i>SUBTOTAL No Program</i>	\$2,800.00	\$0.00	\$2,800.00	\$805.14	\$2,159.53	\$601.70	\$38.77	0.00
24153	1000	52710				<i>SUBTOTAL Workers Compensation Premium</i>	\$2,800.00	\$0.00	\$2,800.00	\$805.14	\$2,159.53	\$601.70	\$38.77	0.00
		52720				<i>Workers Compensation Employer's Fee</i>								
		0000				<i>No Program</i>								
24153	1000	52720	0000	000		GADSDEN DIST OFFICE	\$0.00	\$0.00	\$0.00	\$2.26	\$11.42	\$2.26	(\$13.68)	0.00
24153	1000	52720	0000			<i>SUBTOTAL No Program</i>	\$0.00	\$0.00	\$0.00	\$2.26	\$11.42	\$2.26	(\$13.68)	0.00
24153	1000	52720				<i>SUBTOTAL Workers Compensation Employer's Fee</i>	\$0.00	\$0.00	\$0.00	\$2.26	\$11.42	\$2.26	(\$13.68)	0.00

State of New Mexico
Public School Operating Budget - Actuals Expenditure Detail Report
Gadsden - Third Quarter (Jan - Mar) - Expenditure
Submitted

Fund	Func	Obj	Prg	Loc	Job	Description	Budget	Adjustments	Adjusted Budget	Current Period	YTD	Encumbrance	Budget Balance	FTE
			53330			Professional Development								
					1010	Regular Education (K-12) Programs								
24153	1000	53330	1010	000		GADSDEN DIST OFFICE	\$213,000.00	\$0.00	\$213,000.00	\$18,257.41	\$91,794.63	\$87,743.28	\$33,462.09	0.00
24153	1000	53330	1010			SUBTOTAL Regular Education (K-12) Programs	\$213,000.00	\$0.00	\$213,000.00	\$18,257.41	\$91,794.63	\$87,743.28	\$33,462.09	0.00
24153	1000	53330				SUBTOTAL Professional Development	\$213,000.00	\$0.00	\$213,000.00	\$18,257.41	\$91,794.63	\$87,743.28	\$33,462.09	0.00
			56113			Software								
					1010	Regular Education (K-12) Programs								
24153	1000	56113	1010	000		GADSDEN DIST OFFICE	\$18,000.00	\$0.00	\$18,000.00	\$0.00	\$18,197.00	\$0.00	(\$197.00)	0.00
24153	1000	56113	1010			SUBTOTAL Regular Education (K-12) Programs	\$18,000.00	\$0.00	\$18,000.00	\$0.00	\$18,197.00	\$0.00	(\$197.00)	0.00
24153	1000	56113				SUBTOTAL Software	\$18,000.00	\$0.00	\$18,000.00	\$0.00	\$18,197.00	\$0.00	(\$197.00)	0.00
			56118			General Supplies and Materials								
					1010	Regular Education (K-12) Programs								
24153	1000	56118	1010	000		GADSDEN DIST OFFICE	\$6,819.00	\$0.00	\$6,819.00	\$0.00	\$0.00	\$2,220.00	\$4,599.00	0.00
24153	1000	56118	1010			SUBTOTAL Regular Education (K-12) Programs	\$6,819.00	\$0.00	\$6,819.00	\$0.00	\$0.00	\$2,220.00	\$4,599.00	0.00
24153	1000	56118				SUBTOTAL General Supplies and Materials	\$6,819.00	\$0.00	\$6,819.00	\$0.00	\$0.00	\$2,220.00	\$4,599.00	0.00
24153	1000					SUBTOTAL	\$408,719.00	\$0.00	\$408,719.00	\$56,889.03	\$213,841.37	\$119,435.76	\$75,441.87	2.00
			2000			Support Services								
			2300			Support Services- General Administration								
			53713			Indirect Costs - Program Administration								
			0000			No Program								
24153	2300	53713	0000	000		GADSDEN DIST OFFICE	\$10,266.00	\$0.00	\$10,266.00	\$6,222.33	\$8,403.97	\$0.00	\$1,862.03	0.00
24153	2300	53713	0000			SUBTOTAL No Program	\$10,266.00	\$0.00	\$10,266.00	\$6,222.33	\$8,403.97	\$0.00	\$1,862.03	0.00
24153	2300	53713				SUBTOTAL Indirect Costs - Program Administration	\$10,266.00	\$0.00	\$10,266.00	\$6,222.33	\$8,403.97	\$0.00	\$1,862.03	0.00
24153	2300					SUBTOTAL Support Services-General Administration	\$10,266.00	\$0.00	\$10,266.00	\$6,222.33	\$8,403.97	\$0.00	\$1,862.03	0.00
24153	2000					SUBTOTAL Support Services	\$10,266.00	\$0.00	\$10,266.00	\$6,222.33	\$8,403.97	\$0.00	\$1,862.03	0.00
2415						TOTAL English Language Acquisition	\$418,985.00	\$0.00	\$418,985.00	\$63,111.36	\$222,245.34	\$119,435.76	\$77,303.90	2.00
24154						Teacher/Principal Training & Recruiting Instruction								
			1000			Instruction								
			51100			Salaries Expense								

State of New Mexico
Public School Operating Budget - Actuals Expenditure Detail Report
Gadsden - Third Quarter (Jan - Mar) - Expenditure
Submitted

Fund	Func	Obj	Prg	Loc	Job	Description	Budget	Adjustments	Adjusted Budget	Current Period	YTD	Encumbrance	Budget Balance	FTE
			0000			No Program								
			000			GADSDEN DIST OFFICE								
24154	1000	51100	0000	000	1610	Substitutes Professional Development	\$0.00	\$30,000.00	\$30,000.00	\$0.00	\$0.00	\$0.00	\$30,000.00	0.00
24154	1000	51100	0000	000		<i>SUBTOTAL GADSDEN DIST OFFICE</i>	<i>\$0.00</i>	<i>\$30,000.00</i>	<i>\$30,000.00</i>	<i>\$0.00</i>	<i>\$0.00</i>	<i>\$0.00</i>	<i>\$30,000.00</i>	<i>0.00</i>
24154	1000	51100	0000			<i>SUBTOTAL No Program</i>	<i>\$0.00</i>	<i>\$30,000.00</i>	<i>\$30,000.00</i>	<i>\$0.00</i>	<i>\$0.00</i>	<i>\$0.00</i>	<i>\$30,000.00</i>	<i>0.00</i>
			1010			Regular Education (K-12) Programs								
			000			GADSDEN DIST OFFICE								
24154	1000	51100	1010	000	1411	Teachers-Grades 1-12	\$378,213.00	\$0.00	\$378,213.00	\$98,822.28	\$283,078.84	\$112,210.36	(\$17,076.20)	6.00
24154	1000	51100	1010	000		<i>SUBTOTAL GADSDEN DIST OFFICE</i>	<i>\$378,213.00</i>	<i>\$0.00</i>	<i>\$378,213.00</i>	<i>\$98,822.28</i>	<i>\$283,078.84</i>	<i>\$112,210.36</i>	<i>(\$17,076.20)</i>	<i>6.00</i>
24154	1000	51100	1010			<i>SUBTOTAL Regular Education (K-12) Programs</i>	<i>\$378,213.00</i>	<i>\$0.00</i>	<i>\$378,213.00</i>	<i>\$98,822.28</i>	<i>\$283,078.84</i>	<i>\$112,210.36</i>	<i>(\$17,076.20)</i>	<i>6.00</i>
24154	1000	51100				<i>SUBTOTAL Salaries Expense</i>	<i>\$378,213.00</i>	<i>\$30,000.00</i>	<i>\$408,213.00</i>	<i>\$98,822.28</i>	<i>\$283,078.84</i>	<i>\$112,210.36</i>	<i>\$12,923.80</i>	<i>6.00</i>
			51300			Additional Compensation								
			1010			Regular Education (K-12) Programs								
			000			GADSDEN DIST OFFICE								
24154	1000	51300	1010	000	1411	Teachers-Grades 1-12	\$125,000.00	\$300,800.00	\$425,800.00	\$26,038.80	\$99,614.35	\$33,018.56	\$293,167.09	0.00
24154	1000	51300	1010	000		<i>SUBTOTAL GADSDEN DIST OFFICE</i>	<i>\$125,000.00</i>	<i>\$300,800.00</i>	<i>\$425,800.00</i>	<i>\$26,038.80</i>	<i>\$99,614.35</i>	<i>\$33,018.56</i>	<i>\$293,167.09</i>	<i>0.00</i>
24154	1000	51300	1010			<i>SUBTOTAL Regular Education (K-12) Programs</i>	<i>\$125,000.00</i>	<i>\$300,800.00</i>	<i>\$425,800.00</i>	<i>\$26,038.80</i>	<i>\$99,614.35</i>	<i>\$33,018.56</i>	<i>\$293,167.09</i>	<i>0.00</i>
24154	1000	51300				<i>SUBTOTAL Additional Compensation</i>	<i>\$125,000.00</i>	<i>\$300,800.00</i>	<i>\$425,800.00</i>	<i>\$26,038.80</i>	<i>\$99,614.35</i>	<i>\$33,018.56</i>	<i>\$293,167.09</i>	<i>0.00</i>
			52111			Educational Retirement								
			0000			No Program								
24154	1000	52111	0000	000		GADSDEN DIST OFFICE	\$80,000.00	\$60,600.00	\$140,600.00	\$18,906.39	\$57,990.00	\$22,001.52	\$60,608.48	0.00
24154	1000	52111	0000			<i>SUBTOTAL No Program</i>	<i>\$80,000.00</i>	<i>\$60,600.00</i>	<i>\$140,600.00</i>	<i>\$18,906.39</i>	<i>\$57,990.00</i>	<i>\$22,001.52</i>	<i>\$60,608.48</i>	<i>0.00</i>
24154	1000	52111				<i>SUBTOTAL Educational Retirement</i>	<i>\$80,000.00</i>	<i>\$60,600.00</i>	<i>\$140,600.00</i>	<i>\$18,906.39</i>	<i>\$57,990.00</i>	<i>\$22,001.52</i>	<i>\$60,608.48</i>	<i>0.00</i>
			52112			ERA - Retiree Health								
			0000			No Program								
24154	1000	52112	0000	000		GADSDEN DIST OFFICE	\$12,150.00	\$8,000.00	\$20,150.00	\$2,496.39	\$7,656.51	\$2,905.17	\$9,588.32	0.00
24154	1000	52112	0000			<i>SUBTOTAL No Program</i>	<i>\$12,150.00</i>	<i>\$8,000.00</i>	<i>\$20,150.00</i>	<i>\$2,496.39</i>	<i>\$7,656.51</i>	<i>\$2,905.17</i>	<i>\$9,588.32</i>	<i>0.00</i>
24154	1000	52112				<i>SUBTOTAL ERA - Retiree Health</i>	<i>\$12,150.00</i>	<i>\$8,000.00</i>	<i>\$20,150.00</i>	<i>\$2,496.39</i>	<i>\$7,656.51</i>	<i>\$2,905.17</i>	<i>\$9,588.32</i>	<i>0.00</i>
			52210			FICA Payments								
			0000			No Program								
24154	1000	52210	0000	000		GADSDEN DIST OFFICE	\$40,000.00	\$24,800.00	\$64,800.00	\$7,032.92	\$21,769.07	\$8,183.57	\$34,847.36	0.00
24154	1000	52210	0000			<i>SUBTOTAL No Program</i>	<i>\$40,000.00</i>	<i>\$24,800.00</i>	<i>\$64,800.00</i>	<i>\$7,032.92</i>	<i>\$21,769.07</i>	<i>\$8,183.57</i>	<i>\$34,847.36</i>	<i>0.00</i>
24154	1000	52210				<i>SUBTOTAL FICA Payments</i>	<i>\$40,000.00</i>	<i>\$24,800.00</i>	<i>\$64,800.00</i>	<i>\$7,032.92</i>	<i>\$21,769.07</i>	<i>\$8,183.57</i>	<i>\$34,847.36</i>	<i>0.00</i>
			52220			Medicare Payments								

State of New Mexico
Public School Operating Budget - Actuals Expenditure Detail Report
Gadsden - Third Quarter (Jan - Mar) - Expenditure
Submitted

Fund	Func	Obj	Prg	Loc	Job	Description	Budget	Adjustments	Adjusted Budget	Current Period	YTD	Encumbrance	Budget Balance	FTE
			0000			No Program								
24154	1000	52220	0000	000		GADSDEN DIST OFFICE	\$7,000.00	\$5,800.00	\$12,800.00	\$1,645.02	\$5,091.61	\$1,914.21	\$5,794.18	0.00
24154	1000	52220	0000			<i>SUBTOTAL No Program</i>	<i>\$7,000.00</i>	<i>\$5,800.00</i>	<i>\$12,800.00</i>	<i>\$1,645.02</i>	<i>\$5,091.61</i>	<i>\$1,914.21</i>	<i>\$5,794.18</i>	<i>0.00</i>
24154	1000	52220				<i>SUBTOTAL Medicare Payments</i>	<i>\$7,000.00</i>	<i>\$5,800.00</i>	<i>\$12,800.00</i>	<i>\$1,645.02</i>	<i>\$5,091.61</i>	<i>\$1,914.21</i>	<i>\$5,794.18</i>	<i>0.00</i>
			52311			Health and Medical Premiums								
			0000			No Program								
24154	1000	52311	0000	000		GADSDEN DIST OFFICE	\$60,000.00	\$0.00	\$60,000.00	\$15,585.44	\$40,972.88	\$18,092.70	\$934.42	0.00
24154	1000	52311	0000			<i>SUBTOTAL No Program</i>	<i>\$60,000.00</i>	<i>\$0.00</i>	<i>\$60,000.00</i>	<i>\$15,585.44</i>	<i>\$40,972.88</i>	<i>\$18,092.70</i>	<i>\$934.42</i>	<i>0.00</i>
24154	1000	52311				<i>SUBTOTAL Health and Medical Premiums</i>	<i>\$60,000.00</i>	<i>\$0.00</i>	<i>\$60,000.00</i>	<i>\$15,585.44</i>	<i>\$40,972.88</i>	<i>\$18,092.70</i>	<i>\$934.42</i>	<i>0.00</i>
			52312			Life								
			0000			No Program								
24154	1000	52312	0000	000		GADSDEN DIST OFFICE	\$834.00	\$0.00	\$834.00	\$121.30	\$327.10	\$142.82	\$364.08	0.00
24154	1000	52312	0000			<i>SUBTOTAL No Program</i>	<i>\$834.00</i>	<i>\$0.00</i>	<i>\$834.00</i>	<i>\$121.30</i>	<i>\$327.10</i>	<i>\$142.82</i>	<i>\$364.08</i>	<i>0.00</i>
24154	1000	52312				<i>SUBTOTAL Life</i>	<i>\$834.00</i>	<i>\$0.00</i>	<i>\$834.00</i>	<i>\$121.30</i>	<i>\$327.10</i>	<i>\$142.82</i>	<i>\$364.08</i>	<i>0.00</i>
			52313			Dental								
			0000			No Program								
24154	1000	52313	0000	000		GADSDEN DIST OFFICE	\$3,388.00	\$0.00	\$3,388.00	\$765.85	\$2,027.38	\$894.31	\$466.31	0.00
24154	1000	52313	0000			<i>SUBTOTAL No Program</i>	<i>\$3,388.00</i>	<i>\$0.00</i>	<i>\$3,388.00</i>	<i>\$765.85</i>	<i>\$2,027.38</i>	<i>\$894.31</i>	<i>\$466.31</i>	<i>0.00</i>
24154	1000	52313				<i>SUBTOTAL Dental</i>	<i>\$3,388.00</i>	<i>\$0.00</i>	<i>\$3,388.00</i>	<i>\$765.85</i>	<i>\$2,027.38</i>	<i>\$894.31</i>	<i>\$466.31</i>	<i>0.00</i>
			52314			Vision								
			0000			No Program								
24154	1000	52314	0000	000		GADSDEN DIST OFFICE	\$560.00	\$0.00	\$560.00	\$110.59	\$302.02	\$128.96	\$129.02	0.00
24154	1000	52314	0000			<i>SUBTOTAL No Program</i>	<i>\$560.00</i>	<i>\$0.00</i>	<i>\$560.00</i>	<i>\$110.59</i>	<i>\$302.02</i>	<i>\$128.96</i>	<i>\$129.02</i>	<i>0.00</i>
24154	1000	52314				<i>SUBTOTAL Vision</i>	<i>\$560.00</i>	<i>\$0.00</i>	<i>\$560.00</i>	<i>\$110.59</i>	<i>\$302.02</i>	<i>\$128.96</i>	<i>\$129.02</i>	<i>0.00</i>
			52315			Disability								
			0000			No Program								
24154	1000	52315	0000	000		GADSDEN DIST OFFICE	\$500.00	\$0.00	\$500.00	\$74.34	\$197.94	\$90.14	\$211.92	0.00
24154	1000	52315	0000			<i>SUBTOTAL No Program</i>	<i>\$500.00</i>	<i>\$0.00</i>	<i>\$500.00</i>	<i>\$74.34</i>	<i>\$197.94</i>	<i>\$90.14</i>	<i>\$211.92</i>	<i>0.00</i>
24154	1000	52315				<i>SUBTOTAL Disability</i>	<i>\$500.00</i>	<i>\$0.00</i>	<i>\$500.00</i>	<i>\$74.34</i>	<i>\$197.94</i>	<i>\$90.14</i>	<i>\$211.92</i>	<i>0.00</i>
			52500			Unemployment Compensation								
			0000			No Program								
24154	1000	52500	0000	000		GADSDEN DIST OFFICE	\$500.00	\$0.00	\$500.00	\$91.87	\$282.31	\$106.82	\$110.87	0.00
24154	1000	52500	0000			<i>SUBTOTAL No Program</i>	<i>\$500.00</i>	<i>\$0.00</i>	<i>\$500.00</i>	<i>\$91.87</i>	<i>\$282.31</i>	<i>\$106.82</i>	<i>\$110.87</i>	<i>0.00</i>
24154	1000	52500				<i>SUBTOTAL Unemployment Compensation</i>	<i>\$500.00</i>	<i>\$0.00</i>	<i>\$500.00</i>	<i>\$91.87</i>	<i>\$282.31</i>	<i>\$106.82</i>	<i>\$110.87</i>	<i>0.00</i>
			52710			Workers Compensation Premium								
			0000			No Program								
24154	1000	52710	0000	000		GADSDEN DIST OFFICE	\$16,000.00	\$0.00	\$16,000.00	\$3,444.89	\$10,567.09	\$4,008.72	\$1,424.19	0.00
24154	1000	52710	0000			<i>SUBTOTAL No Program</i>	<i>\$16,000.00</i>	<i>\$0.00</i>	<i>\$16,000.00</i>	<i>\$3,444.89</i>	<i>\$10,567.09</i>	<i>\$4,008.72</i>	<i>\$1,424.19</i>	<i>0.00</i>
24154	1000	52710				<i>SUBTOTAL Workers Compensation Premium</i>	<i>\$16,000.00</i>	<i>\$0.00</i>	<i>\$16,000.00</i>	<i>\$3,444.89</i>	<i>\$10,567.09</i>	<i>\$4,008.72</i>	<i>\$1,424.19</i>	<i>0.00</i>

State of New Mexico
Public School Operating Budget - Actuals Expenditure Detail Report
Gadsden - Third Quarter (Jan - Mar) - Expenditure
Submitted

Fund	Func	Obj	Prg	Loc	Job	Description	Budget	Adjustments	Adjusted Budget	Current Period	YTD	Encumbrance	Budget Balance	FTE
			52720			Workers Compensation Employer's Fee								
			0000			No Program								
24154	1000	52720	0000	000		GADSDEN DIST OFFICE	\$500.00	\$0.00	\$500.00	\$17.63	\$53.52	\$17.63	\$428.85	0.00
24154	1000	52720	0000			<i>SUBTOTAL No Program</i>	<i>\$500.00</i>	<i>\$0.00</i>	<i>\$500.00</i>	<i>\$17.63</i>	<i>\$53.52</i>	<i>\$17.63</i>	<i>\$428.85</i>	<i>0.00</i>
24154	1000	52720				<i>SUBTOTAL Workers Compensation Employer's Fee</i>	<i>\$500.00</i>	<i>\$0.00</i>	<i>\$500.00</i>	<i>\$17.63</i>	<i>\$53.52</i>	<i>\$17.63</i>	<i>\$428.85</i>	<i>0.00</i>
			53330			Professional Development								
			0000			No Program								
24154	1000	53330	0000	000		GADSDEN DIST OFFICE	\$0.00	\$330,000.00	\$330,000.00	\$0.00	\$0.00	\$0.00	\$330,000.00	0.00
24154	1000	53330	0000			<i>SUBTOTAL No Program</i>	<i>\$0.00</i>	<i>\$330,000.00</i>	<i>\$330,000.00</i>	<i>\$0.00</i>	<i>\$0.00</i>	<i>\$0.00</i>	<i>\$330,000.00</i>	<i>0.00</i>
			1010			Regular Education (K-12) Programs								
24154	1000	53330	1010	000		GADSDEN DIST OFFICE	\$0.00	\$50,000.00	\$50,000.00	\$11,195.00	\$23,370.00	\$244,111.23	(\$217,481.23)	0.00
24154	1000	53330	1010			<i>SUBTOTAL Regular Education (K-12) Programs</i>	<i>\$0.00</i>	<i>\$50,000.00</i>	<i>\$50,000.00</i>	<i>\$11,195.00</i>	<i>\$23,370.00</i>	<i>\$244,111.23</i>	<i>(\$217,481.23)</i>	<i>0.00</i>
24154	1000	53330				<i>SUBTOTAL Professional Development</i>	<i>\$0.00</i>	<i>\$380,000.00</i>	<i>\$380,000.00</i>	<i>\$11,195.00</i>	<i>\$23,370.00</i>	<i>\$244,111.23</i>	<i>\$112,518.77</i>	<i>0.00</i>
			55915			Other Contract Services								
			1010			Regular Education (K-12) Programs								
24154	1000	55915	1010	000		GADSDEN DIST OFFICE	\$0.00	\$0.00	\$0.00	\$6,732.00	\$6,732.00	\$42,388.00	(\$49,120.00)	0.00
24154	1000	55915	1010			<i>SUBTOTAL Regular Education (K-12) Programs</i>	<i>\$0.00</i>	<i>\$0.00</i>	<i>\$0.00</i>	<i>\$6,732.00</i>	<i>\$6,732.00</i>	<i>\$42,388.00</i>	<i>(\$49,120.00)</i>	<i>0.00</i>
24154	1000	55915				<i>SUBTOTAL Other Contract Services</i>	<i>\$0.00</i>	<i>\$0.00</i>	<i>\$0.00</i>	<i>\$6,732.00</i>	<i>\$6,732.00</i>	<i>\$42,388.00</i>	<i>(\$49,120.00)</i>	<i>0.00</i>
			56113			Software								
			1010			Regular Education (K-12) Programs								
24154	1000	56113	1010	000		GADSDEN DIST OFFICE	\$0.00	\$100,000.00	\$100,000.00	\$0.00	\$0.00	\$0.00	\$100,000.00	0.00
24154	1000	56113	1010			<i>SUBTOTAL Regular Education (K-12) Programs</i>	<i>\$0.00</i>	<i>\$100,000.00</i>	<i>\$100,000.00</i>	<i>\$0.00</i>	<i>\$0.00</i>	<i>\$0.00</i>	<i>\$100,000.00</i>	<i>0.00</i>
24154	1000	56113				<i>SUBTOTAL Software</i>	<i>\$0.00</i>	<i>\$100,000.00</i>	<i>\$100,000.00</i>	<i>\$0.00</i>	<i>\$0.00</i>	<i>\$0.00</i>	<i>\$100,000.00</i>	<i>0.00</i>
			56118			General Supplies and Materials								
			1010			Regular Education (K-12) Programs								
24154	1000	56118	1010	000		GADSDEN DIST OFFICE	\$0.00	\$295,975.00	\$295,975.00	\$306.72	\$1,310.71	\$0.00	\$294,664.29	0.00
24154	1000	56118	1010			<i>SUBTOTAL Regular Education (K-12) Programs</i>	<i>\$0.00</i>	<i>\$295,975.00</i>	<i>\$295,975.00</i>	<i>\$306.72</i>	<i>\$1,310.71</i>	<i>\$0.00</i>	<i>\$294,664.29</i>	<i>0.00</i>
24154	1000	56118				<i>SUBTOTAL General Supplies and Materials</i>	<i>\$0.00</i>	<i>\$295,975.00</i>	<i>\$295,975.00</i>	<i>\$306.72</i>	<i>\$1,310.71</i>	<i>\$0.00</i>	<i>\$294,664.29</i>	<i>0.00</i>
24154	1000					<i>SUBTOTAL Instruction</i>	<i>\$724,645.00</i>	<i>\$1,205,975.00</i>	<i>\$1,930,620.00</i>	<i>\$193,387.43</i>	<i>\$561,343.33</i>	<i>\$490,214.72</i>	<i>\$879,061.95</i>	<i>6.00</i>
		2000				Support Services								
		2100				Support Services-Students								

State of New Mexico
Public School Operating Budget - Actuals Expenditure Detail Report
Gadsden - Third Quarter (Jan - Mar) - Expenditure
Submitted

Fund	Func	Obj	Prg	Loc	Job	Description	Budget	Adjustments	Adjusted Budget	Current Period	YTD	Encumbrance	Budget Balance	FTE
			53330			Professional Development								
			0000			No Program								
24154	2100	53330	0000	000		GADSDEN DIST OFFICE	\$0.00	\$50,000.00	\$50,000.00	\$0.00	\$0.00	\$0.00	\$50,000.00	0.00
24154	2100	53330	0000			<i>SUBTOTAL No Program</i>	<i>\$0.00</i>	<i>\$50,000.00</i>	<i>\$50,000.00</i>	<i>\$0.00</i>	<i>\$0.00</i>	<i>\$0.00</i>	<i>\$50,000.00</i>	<i>0.00</i>
24154	2100	53330				<i>SUBTOTAL Professional Development</i>	<i>\$0.00</i>	<i>\$50,000.00</i>	<i>\$50,000.00</i>	<i>\$0.00</i>	<i>\$0.00</i>	<i>\$0.00</i>	<i>\$50,000.00</i>	<i>0.00</i>
24154	2100					<i>SUBTOTAL Support Services-Students</i>	<i>\$0.00</i>	<i>\$50,000.00</i>	<i>\$50,000.00</i>	<i>\$0.00</i>	<i>\$0.00</i>	<i>\$0.00</i>	<i>\$50,000.00</i>	<i>0.00</i>
			2200			Support Services-Instruction								
			51100			Salaries Expense								
			0000			No Program								
				000		GADSDEN DIST OFFICE								
24154	2200	51100	0000	000	1211	Coordinator/Subject Matter Specialist	\$129,000.00	\$0.00	\$129,000.00	\$16,338.78	\$49,016.34	\$16,338.66	\$63,645.00	1.00
24154	2200	51100	0000	000		<i>SUBTOTAL GADSDEN DIST OFFICE</i>	<i>\$129,000.00</i>	<i>\$0.00</i>	<i>\$129,000.00</i>	<i>\$16,338.78</i>	<i>\$49,016.34</i>	<i>\$16,338.66</i>	<i>\$63,645.00</i>	<i>1.00</i>
24154	2200	51100	0000			<i>SUBTOTAL No Program</i>	<i>\$129,000.00</i>	<i>\$0.00</i>	<i>\$129,000.00</i>	<i>\$16,338.78</i>	<i>\$49,016.34</i>	<i>\$16,338.66</i>	<i>\$63,645.00</i>	<i>1.00</i>
24154	2200	51100				<i>SUBTOTAL Salaries Expense</i>	<i>\$129,000.00</i>	<i>\$0.00</i>	<i>\$129,000.00</i>	<i>\$16,338.78</i>	<i>\$49,016.34</i>	<i>\$16,338.66</i>	<i>\$63,645.00</i>	<i>1.00</i>
			52111			Educational Retirement								
			0000			No Program								
24154	2200	52111	0000	000		GADSDEN DIST OFFICE	\$19,000.00	\$0.00	\$19,000.00	\$2,475.30	\$7,425.90	\$2,475.29	\$9,098.81	0.00
24154	2200	52111	0000			<i>SUBTOTAL No Program</i>	<i>\$19,000.00</i>	<i>\$0.00</i>	<i>\$19,000.00</i>	<i>\$2,475.30</i>	<i>\$7,425.90</i>	<i>\$2,475.29</i>	<i>\$9,098.81</i>	<i>0.00</i>
24154	2200	52111				<i>SUBTOTAL Educational Retirement</i>	<i>\$19,000.00</i>	<i>\$0.00</i>	<i>\$19,000.00</i>	<i>\$2,475.30</i>	<i>\$7,425.90</i>	<i>\$2,475.29</i>	<i>\$9,098.81</i>	<i>0.00</i>
			52112			ERA - Retiree Health								
			0000			No Program								
24154	2200	52112	0000	000		GADSDEN DIST OFFICE	\$2,600.00	\$0.00	\$2,600.00	\$326.76	\$980.28	\$326.76	\$1,292.96	0.00
24154	2200	52112	0000			<i>SUBTOTAL No Program</i>	<i>\$2,600.00</i>	<i>\$0.00</i>	<i>\$2,600.00</i>	<i>\$326.76</i>	<i>\$980.28</i>	<i>\$326.76</i>	<i>\$1,292.96</i>	<i>0.00</i>
24154	2200	52112				<i>SUBTOTAL ERA - Retiree Health</i>	<i>\$2,600.00</i>	<i>\$0.00</i>	<i>\$2,600.00</i>	<i>\$326.76</i>	<i>\$980.28</i>	<i>\$326.76</i>	<i>\$1,292.96</i>	<i>0.00</i>
			52210			FICA Payments								
			0000			No Program								
24154	2200	52210	0000	000		GADSDEN DIST OFFICE	\$8,500.00	\$0.00	\$8,500.00	\$947.76	\$2,756.90	\$947.76	\$4,795.34	0.00
24154	2200	52210	0000			<i>SUBTOTAL No Program</i>	<i>\$8,500.00</i>	<i>\$0.00</i>	<i>\$8,500.00</i>	<i>\$947.76</i>	<i>\$2,756.90</i>	<i>\$947.76</i>	<i>\$4,795.34</i>	<i>0.00</i>
24154	2200	52210				<i>SUBTOTAL FICA Payments</i>	<i>\$8,500.00</i>	<i>\$0.00</i>	<i>\$8,500.00</i>	<i>\$947.76</i>	<i>\$2,756.90</i>	<i>\$947.76</i>	<i>\$4,795.34</i>	<i>0.00</i>
			52220			Medicare Payments								
			0000			No Program								
24154	2200	52220	0000	000		GADSDEN DIST OFFICE	\$1,900.00	\$0.00	\$1,900.00	\$221.64	\$644.72	\$221.64	\$1,033.64	0.00
24154	2200	52220	0000			<i>SUBTOTAL No Program</i>	<i>\$1,900.00</i>	<i>\$0.00</i>	<i>\$1,900.00</i>	<i>\$221.64</i>	<i>\$644.72</i>	<i>\$221.64</i>	<i>\$1,033.64</i>	<i>0.00</i>
24154	2200	52220				<i>SUBTOTAL Medicare Payments</i>	<i>\$1,900.00</i>	<i>\$0.00</i>	<i>\$1,900.00</i>	<i>\$221.64</i>	<i>\$644.72</i>	<i>\$221.64</i>	<i>\$1,033.64</i>	<i>0.00</i>
			52311			Health and Medical Premiums								
			0000			No Program								

State of New Mexico
Public School Operating Budget - Actuals Expenditure Detail Report
Gadsden - Third Quarter (Jan - Mar) - Expenditure
Submitted

Fund	Func	Obj	Prg	Loc	Job	Description	Budget	Adjustments	Adjusted Budget	Current Period	YTD	Encumbrance	Budget Balance	FTE
24154	2200	52311	0000	000		GADSDEN DIST OFFICE	\$13,712.00	\$0.00	\$13,712.00	\$1,461.00	\$6,474.16	\$1,461.00	\$5,776.84	0.00
<i>24154</i>	<i>2200</i>	<i>52311</i>	<i>0000</i>			<i>SUBTOTAL No Program</i>	<i>\$13,712.00</i>	<i>\$0.00</i>	<i>\$13,712.00</i>	<i>\$1,461.00</i>	<i>\$6,474.16</i>	<i>\$1,461.00</i>	<i>\$5,776.84</i>	<i>0.00</i>
<i>24154</i>	<i>2200</i>	<i>52311</i>				<i>SUBTOTAL Health and Medical Premiums</i>	<i>\$13,712.00</i>	<i>\$0.00</i>	<i>\$13,712.00</i>	<i>\$1,461.00</i>	<i>\$6,474.16</i>	<i>\$1,461.00</i>	<i>\$5,776.84</i>	<i>0.00</i>
		52312				Life								
		0000				No Program								
24154	2200	52312	0000	000		GADSDEN DIST OFFICE	\$200.00	\$0.00	\$200.00	\$15.78	\$47.34	\$15.78	\$136.88	0.00
<i>24154</i>	<i>2200</i>	<i>52312</i>	<i>0000</i>			<i>SUBTOTAL No Program</i>	<i>\$200.00</i>	<i>\$0.00</i>	<i>\$200.00</i>	<i>\$15.78</i>	<i>\$47.34</i>	<i>\$15.78</i>	<i>\$136.88</i>	<i>0.00</i>
<i>24154</i>	<i>2200</i>	<i>52312</i>				<i>SUBTOTAL Life</i>	<i>\$200.00</i>	<i>\$0.00</i>	<i>\$200.00</i>	<i>\$15.78</i>	<i>\$47.34</i>	<i>\$15.78</i>	<i>\$136.88</i>	<i>0.00</i>
		52313				Dental								
		0000				No Program								
24154	2200	52313	0000	000		GADSDEN DIST OFFICE	\$800.00	\$0.00	\$800.00	\$97.98	\$293.94	\$97.98	\$408.08	0.00
<i>24154</i>	<i>2200</i>	<i>52313</i>	<i>0000</i>			<i>SUBTOTAL No Program</i>	<i>\$800.00</i>	<i>\$0.00</i>	<i>\$800.00</i>	<i>\$97.98</i>	<i>\$293.94</i>	<i>\$97.98</i>	<i>\$408.08</i>	<i>0.00</i>
<i>24154</i>	<i>2200</i>	<i>52313</i>				<i>SUBTOTAL Dental</i>	<i>\$800.00</i>	<i>\$0.00</i>	<i>\$800.00</i>	<i>\$97.98</i>	<i>\$293.94</i>	<i>\$97.98</i>	<i>\$408.08</i>	<i>0.00</i>
		52314				Vision								
		0000				No Program								
24154	2200	52314	0000	000		GADSDEN DIST OFFICE	\$130.00	\$0.00	\$130.00	\$18.90	\$56.70	\$18.90	\$54.40	0.00
<i>24154</i>	<i>2200</i>	<i>52314</i>	<i>0000</i>			<i>SUBTOTAL No Program</i>	<i>\$130.00</i>	<i>\$0.00</i>	<i>\$130.00</i>	<i>\$18.90</i>	<i>\$56.70</i>	<i>\$18.90</i>	<i>\$54.40</i>	<i>0.00</i>
<i>24154</i>	<i>2200</i>	<i>52314</i>				<i>SUBTOTAL Vision</i>	<i>\$130.00</i>	<i>\$0.00</i>	<i>\$130.00</i>	<i>\$18.90</i>	<i>\$56.70</i>	<i>\$18.90</i>	<i>\$54.40</i>	<i>0.00</i>
		52315				Disability								
		0000				No Program								
24154	2200	52315	0000	000		GADSDEN DIST OFFICE	\$120.00	\$0.00	\$120.00	\$0.00	\$0.00	\$0.00	\$120.00	0.00
<i>24154</i>	<i>2200</i>	<i>52315</i>	<i>0000</i>			<i>SUBTOTAL No Program</i>	<i>\$120.00</i>	<i>\$0.00</i>	<i>\$120.00</i>	<i>\$0.00</i>	<i>\$0.00</i>	<i>\$0.00</i>	<i>\$120.00</i>	<i>0.00</i>
<i>24154</i>	<i>2200</i>	<i>52315</i>				<i>SUBTOTAL Disability</i>	<i>\$120.00</i>	<i>\$0.00</i>	<i>\$120.00</i>	<i>\$0.00</i>	<i>\$0.00</i>	<i>\$0.00</i>	<i>\$120.00</i>	<i>0.00</i>
		52500				Unemployment Compensation								
		0000				No Program								
24154	2200	52500	0000	000		GADSDEN DIST OFFICE	\$120.00	\$0.00	\$120.00	\$12.12	\$36.36	\$12.12	\$71.52	0.00
<i>24154</i>	<i>2200</i>	<i>52500</i>	<i>0000</i>			<i>SUBTOTAL No Program</i>	<i>\$120.00</i>	<i>\$0.00</i>	<i>\$120.00</i>	<i>\$12.12</i>	<i>\$36.36</i>	<i>\$12.12</i>	<i>\$71.52</i>	<i>0.00</i>
<i>24154</i>	<i>2200</i>	<i>52500</i>				<i>SUBTOTAL Unemployment Compensation</i>	<i>\$120.00</i>	<i>\$0.00</i>	<i>\$120.00</i>	<i>\$12.12</i>	<i>\$36.36</i>	<i>\$12.12</i>	<i>\$71.52</i>	<i>0.00</i>
		52710				Workers Compensation Premium								
		0000				No Program								
24154	2200	52710	0000	000		GADSDEN DIST OFFICE	\$4,000.00	\$0.00	\$4,000.00	\$451.14	\$1,353.42	\$451.13	\$2,195.45	0.00
<i>24154</i>	<i>2200</i>	<i>52710</i>	<i>0000</i>			<i>SUBTOTAL No Program</i>	<i>\$4,000.00</i>	<i>\$0.00</i>	<i>\$4,000.00</i>	<i>\$451.14</i>	<i>\$1,353.42</i>	<i>\$451.13</i>	<i>\$2,195.45</i>	<i>0.00</i>
<i>24154</i>	<i>2200</i>	<i>52710</i>				<i>SUBTOTAL Workers Compensation Premium</i>	<i>\$4,000.00</i>	<i>\$0.00</i>	<i>\$4,000.00</i>	<i>\$451.14</i>	<i>\$1,353.42</i>	<i>\$451.13</i>	<i>\$2,195.45</i>	<i>0.00</i>
		52720				Workers Compensation Employer's Fee								
		0000				No Program								
24154	2200	52720	0000	000		GADSDEN DIST OFFICE	\$50.00	\$0.00	\$50.00	\$2.30	\$6.90	\$2.30	\$40.80	0.00
<i>24154</i>	<i>2200</i>	<i>52720</i>	<i>0000</i>			<i>SUBTOTAL No Program</i>	<i>\$50.00</i>	<i>\$0.00</i>	<i>\$50.00</i>	<i>\$2.30</i>	<i>\$6.90</i>	<i>\$2.30</i>	<i>\$40.80</i>	<i>0.00</i>
<i>24154</i>	<i>2200</i>	<i>52720</i>				<i>SUBTOTAL Workers Compensation Employer's Fee</i>	<i>\$50.00</i>	<i>\$0.00</i>	<i>\$50.00</i>	<i>\$2.30</i>	<i>\$6.90</i>	<i>\$2.30</i>	<i>\$40.80</i>	<i>0.00</i>

State of New Mexico
Public School Operating Budget - Actuals Expenditure Detail Report
Gadsden - Third Quarter (Jan - Mar) - Expenditure
Submitted

Fund	Func	Obj	Prg	Loc	Job	Description	Budget	Adjustments	Adjusted Budget	Current Period	YTD	Encumbrance	Budget Balance	FTE
			53330			Professional Development								
			0000			No Program								
24154	2200	53330	0000	000		GADSDEN DIST OFFICE	\$0.00	\$50,000.00	\$50,000.00	\$0.00	\$0.00	\$0.00	\$50,000.00	0.00
24154	2200	53330	0000			<i>SUBTOTAL No Program</i>	<i>\$0.00</i>	<i>\$50,000.00</i>	<i>\$50,000.00</i>	<i>\$0.00</i>	<i>\$0.00</i>	<i>\$0.00</i>	<i>\$50,000.00</i>	<i>0.00</i>
24154	2200	53330				<i>SUBTOTAL Professional Development</i>	<i>\$0.00</i>	<i>\$50,000.00</i>	<i>\$50,000.00</i>	<i>\$0.00</i>	<i>\$0.00</i>	<i>\$0.00</i>	<i>\$50,000.00</i>	<i>0.00</i>
24154	2200					<i>SUBTOTAL Support Services-Instruction</i>	<i>\$180,132.00</i>	<i>\$50,000.00</i>	<i>\$230,132.00</i>	<i>\$22,369.46</i>	<i>\$69,092.96</i>	<i>\$22,369.32</i>	<i>\$138,669.72</i>	<i>1.00</i>
					2300	Support Services-General Administration								
			53713			Indirect Costs - Program Administration								
			0000			No Program								
24154	2300	53713	0000	000		GADSDEN DIST OFFICE	\$24,356.00	\$18,570.00	\$42,926.00	\$19,012.11	\$24,776.15	\$0.00	\$18,149.85	0.00
24154	2300	53713	0000			<i>SUBTOTAL No Program</i>	<i>\$24,356.00</i>	<i>\$18,570.00</i>	<i>\$42,926.00</i>	<i>\$19,012.11</i>	<i>\$24,776.15</i>	<i>\$0.00</i>	<i>\$18,149.85</i>	<i>0.00</i>
24154	2300	53713				<i>SUBTOTAL Indirect Costs - Program Administration</i>	<i>\$24,356.00</i>	<i>\$18,570.00</i>	<i>\$42,926.00</i>	<i>\$19,012.11</i>	<i>\$24,776.15</i>	<i>\$0.00</i>	<i>\$18,149.85</i>	<i>0.00</i>
24154	2300					<i>SUBTOTAL Support Services-General Administration</i>	<i>\$24,356.00</i>	<i>\$18,570.00</i>	<i>\$42,926.00</i>	<i>\$19,012.11</i>	<i>\$24,776.15</i>	<i>\$0.00</i>	<i>\$18,149.85</i>	<i>0.00</i>
					2500	Central Services								
			53330			Professional Development								
			0000			No Program								
24154	2500	53330	0000	000		GADSDEN DIST OFFICE	\$0.00	\$30,000.00	\$30,000.00	\$0.00	\$0.00	\$0.00	\$30,000.00	0.00
24154	2500	53330	0000			<i>SUBTOTAL No Program</i>	<i>\$0.00</i>	<i>\$30,000.00</i>	<i>\$30,000.00</i>	<i>\$0.00</i>	<i>\$0.00</i>	<i>\$0.00</i>	<i>\$30,000.00</i>	<i>0.00</i>
24154	2500	53330				<i>SUBTOTAL Professional Development</i>	<i>\$0.00</i>	<i>\$30,000.00</i>	<i>\$30,000.00</i>	<i>\$0.00</i>	<i>\$0.00</i>	<i>\$0.00</i>	<i>\$30,000.00</i>	<i>0.00</i>
24154	2500					<i>SUBTOTAL Central Services</i>	<i>\$0.00</i>	<i>\$30,000.00</i>	<i>\$30,000.00</i>	<i>\$0.00</i>	<i>\$0.00</i>	<i>\$0.00</i>	<i>\$30,000.00</i>	<i>0.00</i>
24154	2000					<i>SUBTOTAL Support Services</i>	<i>\$204,488.00</i>	<i>\$148,570.00</i>	<i>\$353,058.00</i>	<i>\$41,381.57</i>	<i>\$93,869.11</i>	<i>\$22,369.32</i>	<i>\$236,819.57</i>	<i>1.00</i>
24154	4					<i>TOTAL</i>	<i>\$929,133.00</i>	<i>\$1,354,545.00</i>	<i>\$2,283,678.00</i>	<i>\$234,769.00</i>	<i>\$655,212.44</i>	<i>\$512,584.04</i>	<i>\$1,115,881.52</i>	<i>7.00</i>
24174						Teacher/Principal Training & Recruiting								
24174						Carl D Perkins Secondary - Current Instruction								
			1000			Salaries Expense								
			51100			No Program								
			0000			GADSDEN DIST OFFICE								
24174	1000	51100	0000	000	1610	Substitutes Professional Development	\$7,000.00	\$0.00	\$7,000.00	\$0.00	\$0.00	\$0.00	\$7,000.00	0.00
24174	1000	51100	0000	000		<i>SUBTOTAL GADSDEN DIST OFFICE</i>	<i>\$7,000.00</i>	<i>\$0.00</i>	<i>\$7,000.00</i>	<i>\$0.00</i>	<i>\$0.00</i>	<i>\$0.00</i>	<i>\$7,000.00</i>	<i>0.00</i>
24174	1000	51100	0000			<i>SUBTOTAL No Program</i>	<i>\$7,000.00</i>	<i>\$0.00</i>	<i>\$7,000.00</i>	<i>\$0.00</i>	<i>\$0.00</i>	<i>\$0.00</i>	<i>\$7,000.00</i>	<i>0.00</i>

State of New Mexico
Public School Operating Budget - Actuals Expenditure Detail Report
Gadsden - Third Quarter (Jan - Mar) - Expenditure
Submitted

Fund	Func	Obj	Prg	Loc	Job	Description	Budget	Adjustments	Adjusted Budget	Current Period	YTD	Encumbrance	Budget Balance	FTE
24174	1000	51100				<i>SUBTOTAL Salaries Expense</i>	\$7,000.00	\$0.00	\$7,000.00	\$0.00	\$0.00	\$0.00	\$7,000.00	0.00
		51300				Additional Compensation								
				3000		Vocational and Technical Programs								
					000	GADSDEN DIST OFFICE								
24174	1000	51300	3000	000	1415	Teachers-Vocational and Technical	\$12,000.00	\$0.00	\$12,000.00	\$0.00	\$2,200.00	\$0.00	\$9,800.00	0.00
24174	1000	51300	3000	000		<i>SUBTOTAL GADSDEN DIST OFFICE</i>	\$12,000.00	\$0.00	\$12,000.00	\$0.00	\$2,200.00	\$0.00	\$9,800.00	0.00
24174	1000	51300	3000			<i>SUBTOTAL Vocational and Technical Programs</i>	\$12,000.00	\$0.00	\$12,000.00	\$0.00	\$2,200.00	\$0.00	\$9,800.00	0.00
24174	1000	51300				<i>SUBTOTAL Additional Compensation</i>	\$12,000.00	\$0.00	\$12,000.00	\$0.00	\$2,200.00	\$0.00	\$9,800.00	0.00
		52111				Educational Retirement								
		0000				No Program								
24174	1000	52111	0000	000		GADSDEN DIST OFFICE	\$700.00	\$0.00	\$700.00	\$0.00	\$333.30	\$0.00	\$366.70	0.00
24174	1000	52111	0000			<i>SUBTOTAL No Program</i>	\$700.00	\$0.00	\$700.00	\$0.00	\$333.30	\$0.00	\$366.70	0.00
24174	1000	52111				<i>SUBTOTAL Educational Retirement</i>	\$700.00	\$0.00	\$700.00	\$0.00	\$333.30	\$0.00	\$366.70	0.00
		52112				ERA - Retiree Health								
		0000				No Program								
24174	1000	52112	0000	000		GADSDEN DIST OFFICE	\$600.00	\$0.00	\$600.00	\$0.00	\$44.00	\$0.00	\$556.00	0.00
24174	1000	52112	0000			<i>SUBTOTAL No Program</i>	\$600.00	\$0.00	\$600.00	\$0.00	\$44.00	\$0.00	\$556.00	0.00
24174	1000	52112				<i>SUBTOTAL ERA - Retiree Health</i>	\$600.00	\$0.00	\$600.00	\$0.00	\$44.00	\$0.00	\$556.00	0.00
		52210				FICA Payments								
		0000				No Program								
24174	1000	52210	0000	000		GADSDEN DIST OFFICE	\$980.00	\$0.00	\$980.00	\$0.00	\$126.07	\$0.00	\$853.93	0.00
24174	1000	52210	0000			<i>SUBTOTAL No Program</i>	\$980.00	\$0.00	\$980.00	\$0.00	\$126.07	\$0.00	\$853.93	0.00
24174	1000	52210				<i>SUBTOTAL FICA Payments</i>	\$980.00	\$0.00	\$980.00	\$0.00	\$126.07	\$0.00	\$853.93	0.00
		52220				Medicare Payments								
		0000				No Program								
24174	1000	52220	0000	000		GADSDEN DIST OFFICE	\$450.00	\$0.00	\$450.00	\$0.00	\$29.48	\$0.00	\$420.52	0.00
24174	1000	52220	0000			<i>SUBTOTAL No Program</i>	\$450.00	\$0.00	\$450.00	\$0.00	\$29.48	\$0.00	\$420.52	0.00
24174	1000	52220				<i>SUBTOTAL Medicare Payments</i>	\$450.00	\$0.00	\$450.00	\$0.00	\$29.48	\$0.00	\$420.52	0.00
		52500				Unemployment Compensation								
		0000				No Program								
24174	1000	52500	0000	000		GADSDEN DIST OFFICE	\$700.00	\$0.00	\$700.00	\$0.00	\$1.63	\$0.00	\$698.37	0.00
24174	1000	52500	0000			<i>SUBTOTAL No Program</i>	\$700.00	\$0.00	\$700.00	\$0.00	\$1.63	\$0.00	\$698.37	0.00
24174	1000	52500				<i>SUBTOTAL Unemployment Compensation</i>	\$700.00	\$0.00	\$700.00	\$0.00	\$1.63	\$0.00	\$698.37	0.00
		52710				Workers Compensation Premium								
		0000				No Program								

State of New Mexico
Public School Operating Budget - Actuals Expenditure Detail Report
Gadsden - Third Quarter (Jan - Mar) - Expenditure
Submitted

Fund	Func	Obj	Prg	Loc	Job	Description	Budget	Adjustments	Adjusted Budget	Current Period	YTD	Encumbrance	Budget Balance	FTE
24174	1000	52710	0000	000		GADSDEN DIST OFFICE	\$700.00	\$0.00	\$700.00	\$0.00	\$60.74	\$0.00	\$639.26	0.00
<i>24174</i>	<i>1000</i>	<i>52710</i>	<i>0000</i>			<i>SUBTOTAL No Program</i>	<i>\$700.00</i>	<i>\$0.00</i>	<i>\$700.00</i>	<i>\$0.00</i>	<i>\$60.74</i>	<i>\$0.00</i>	<i>\$639.26</i>	<i>0.00</i>
<i>24174</i>	<i>1000</i>	<i>52710</i>				<i>SUBTOTAL Workers Compensation Premium</i>	<i>\$700.00</i>	<i>\$0.00</i>	<i>\$700.00</i>	<i>\$0.00</i>	<i>\$60.74</i>	<i>\$0.00</i>	<i>\$639.26</i>	<i>0.00</i>
		52720				Workers Compensation Employer's Fee								
		0000				No Program								
24174	1000	52720	0000	000		GADSDEN DIST OFFICE	\$700.00	\$0.00	\$700.00	\$0.00	\$0.00	\$0.00	\$700.00	0.00
<i>24174</i>	<i>1000</i>	<i>52720</i>	<i>0000</i>			<i>SUBTOTAL No Program</i>	<i>\$700.00</i>	<i>\$0.00</i>	<i>\$700.00</i>	<i>\$0.00</i>	<i>\$0.00</i>	<i>\$0.00</i>	<i>\$700.00</i>	<i>0.00</i>
<i>24174</i>	<i>1000</i>	<i>52720</i>				<i>SUBTOTAL Workers Compensation Employer's Fee</i>	<i>\$700.00</i>	<i>\$0.00</i>	<i>\$700.00</i>	<i>\$0.00</i>	<i>\$0.00</i>	<i>\$0.00</i>	<i>\$700.00</i>	<i>0.00</i>
		53330				Professional Development								
		3000				Vocational and Technical Programs								
24174	1000	53330	3000	000		GADSDEN DIST OFFICE	\$25,500.00	\$0.00	\$25,500.00	\$0.00	\$2,400.00	\$0.00	\$23,100.00	0.00
<i>24174</i>	<i>1000</i>	<i>53330</i>	<i>3000</i>			<i>SUBTOTAL Vocational and Technical Programs</i>	<i>\$25,500.00</i>	<i>\$0.00</i>	<i>\$25,500.00</i>	<i>\$0.00</i>	<i>\$2,400.00</i>	<i>\$0.00</i>	<i>\$23,100.00</i>	<i>0.00</i>
<i>24174</i>	<i>1000</i>	<i>53330</i>				<i>SUBTOTAL Professional Development</i>	<i>\$25,500.00</i>	<i>\$0.00</i>	<i>\$25,500.00</i>	<i>\$0.00</i>	<i>\$2,400.00</i>	<i>\$0.00</i>	<i>\$23,100.00</i>	<i>0.00</i>
		53414				Other Services								
		3000				Vocational and Technical Programs								
24174	1000	53414	3000	000		GADSDEN DIST OFFICE	\$4,500.00	\$0.00	\$4,500.00	\$2,745.72	\$2,745.72	\$2,145.00	(\$390.72)	0.00
<i>24174</i>	<i>1000</i>	<i>53414</i>	<i>3000</i>			<i>SUBTOTAL Vocational and Technical Programs</i>	<i>\$4,500.00</i>	<i>\$0.00</i>	<i>\$4,500.00</i>	<i>\$2,745.72</i>	<i>\$2,745.72</i>	<i>\$2,145.00</i>	<i>(\$390.72)</i>	<i>0.00</i>
<i>24174</i>	<i>1000</i>	<i>53414</i>				<i>SUBTOTAL Other Services</i>	<i>\$4,500.00</i>	<i>\$0.00</i>	<i>\$4,500.00</i>	<i>\$2,745.72</i>	<i>\$2,745.72</i>	<i>\$2,145.00</i>	<i>(\$390.72)</i>	<i>0.00</i>
		53711				Other Charges								
		3000				Vocational and Technical Programs								
24174	1000	53711	3000	000		GADSDEN DIST OFFICE	\$1,000.00	\$0.00	\$1,000.00	\$0.00	\$567.00	\$0.00	\$433.00	0.00
<i>24174</i>	<i>1000</i>	<i>53711</i>	<i>3000</i>			<i>SUBTOTAL Vocational and Technical Programs</i>	<i>\$1,000.00</i>	<i>\$0.00</i>	<i>\$1,000.00</i>	<i>\$0.00</i>	<i>\$567.00</i>	<i>\$0.00</i>	<i>\$433.00</i>	<i>0.00</i>
<i>24174</i>	<i>1000</i>	<i>53711</i>				<i>SUBTOTAL Other Charges</i>	<i>\$1,000.00</i>	<i>\$0.00</i>	<i>\$1,000.00</i>	<i>\$0.00</i>	<i>\$567.00</i>	<i>\$0.00</i>	<i>\$433.00</i>	<i>0.00</i>
		55817				Student Travel								
		3000				Vocational and Technical Programs								
24174	1000	55817	3000	000		GADSDEN DIST OFFICE	\$3,000.00	\$4,000.00	\$7,000.00	\$4,911.84	\$4,911.84	\$1,095.00	\$993.16	0.00
<i>24174</i>	<i>1000</i>	<i>55817</i>	<i>3000</i>			<i>SUBTOTAL Vocational and Technical Programs</i>	<i>\$3,000.00</i>	<i>\$4,000.00</i>	<i>\$7,000.00</i>	<i>\$4,911.84</i>	<i>\$4,911.84</i>	<i>\$1,095.00</i>	<i>\$993.16</i>	<i>0.00</i>
<i>24174</i>	<i>1000</i>	<i>55817</i>				<i>SUBTOTAL Student Travel</i>	<i>\$3,000.00</i>	<i>\$4,000.00</i>	<i>\$7,000.00</i>	<i>\$4,911.84</i>	<i>\$4,911.84</i>	<i>\$1,095.00</i>	<i>\$993.16</i>	<i>0.00</i>
		56113				Software								
		3000				Vocational and Technical Programs								
24174	1000	56113	3000	000		GADSDEN DIST OFFICE	\$44,000.00	\$0.00	\$44,000.00	\$8,940.00	\$38,080.58	\$59.99	\$5,859.43	0.00
<i>24174</i>	<i>1000</i>	<i>56113</i>	<i>3000</i>			<i>SUBTOTAL Vocational and Technical Programs</i>	<i>\$44,000.00</i>	<i>\$0.00</i>	<i>\$44,000.00</i>	<i>\$8,940.00</i>	<i>\$38,080.58</i>	<i>\$59.99</i>	<i>\$5,859.43</i>	<i>0.00</i>
<i>24174</i>	<i>1000</i>	<i>56113</i>				<i>SUBTOTAL Software</i>	<i>\$44,000.00</i>	<i>\$0.00</i>	<i>\$44,000.00</i>	<i>\$8,940.00</i>	<i>\$38,080.58</i>	<i>\$59.99</i>	<i>\$5,859.43</i>	<i>0.00</i>

State of New Mexico
Public School Operating Budget - Actuals Expenditure Detail Report
Gadsden - Third Quarter (Jan - Mar) - Expenditure
Submitted

Fund	Func	Obj	Prg	Loc	Job	Description	Budget	Adjustments	Adjusted Budget	Current Period	YTD	Encumbrance	Budget Balance	FTE
			56118			General Supplies and Materials								
			3000			Vocational and Technical Programs								
24174	1000	56118	3000	000		GADSDEN DIST OFFICE	\$33,000.00	\$8,266.00	\$41,266.00	\$12,918.55	\$22,194.41	\$5,675.92	\$13,395.67	0.00
24174	1000	56118	3000			<i>SUBTOTAL Vocational and Technical Programs</i>	<i>\$33,000.00</i>	<i>\$8,266.00</i>	<i>\$41,266.00</i>	<i>\$12,918.55</i>	<i>\$22,194.41</i>	<i>\$5,675.92</i>	<i>\$13,395.67</i>	<i>0.00</i>
24174	1000	56118				<i>SUBTOTAL General Supplies and Materials</i>	<i>\$33,000.00</i>	<i>\$8,266.00</i>	<i>\$41,266.00</i>	<i>\$12,918.55</i>	<i>\$22,194.41</i>	<i>\$5,675.92</i>	<i>\$13,395.67</i>	<i>0.00</i>
			57331			Fixed Assets (more than \$5,000)								
			3000			Vocational and Technical Programs								
24174	1000	57331	3000	000		GADSDEN DIST OFFICE	\$28,500.00	\$0.00	\$28,500.00	\$0.00	\$8,595.00	\$0.00	\$19,905.00	0.00
24174	1000	57331	3000			<i>SUBTOTAL Vocational and Technical Programs</i>	<i>\$28,500.00</i>	<i>\$0.00</i>	<i>\$28,500.00</i>	<i>\$0.00</i>	<i>\$8,595.00</i>	<i>\$0.00</i>	<i>\$19,905.00</i>	<i>0.00</i>
24174	1000	57331				<i>SUBTOTAL Fixed Assets (more than \$5,000)</i>	<i>\$28,500.00</i>	<i>\$0.00</i>	<i>\$28,500.00</i>	<i>\$0.00</i>	<i>\$8,595.00</i>	<i>\$0.00</i>	<i>\$19,905.00</i>	<i>0.00</i>
			57332			Supply Assets (\$5,000 or less)								
			3000			Vocational and Technical Programs								
24174	1000	57332	3000	000		GADSDEN DIST OFFICE	\$72,365.00	\$14,188.00	\$86,553.00	\$26,642.31	\$29,179.26	\$40,535.40	\$16,838.34	0.00
24174	1000	57332	3000			<i>SUBTOTAL Vocational and Technical Programs</i>	<i>\$72,365.00</i>	<i>\$14,188.00</i>	<i>\$86,553.00</i>	<i>\$26,642.31</i>	<i>\$29,179.26</i>	<i>\$40,535.40</i>	<i>\$16,838.34</i>	<i>0.00</i>
24174	1000	57332				<i>SUBTOTAL Supply Assets (\$5,000 or less)</i>	<i>\$72,365.00</i>	<i>\$14,188.00</i>	<i>\$86,553.00</i>	<i>\$26,642.31</i>	<i>\$29,179.26</i>	<i>\$40,535.40</i>	<i>\$16,838.34</i>	<i>0.00</i>
24174	1000					SUBTOTAL	\$235,695.00	\$26,454.00	\$262,149.00	\$56,158.42	\$111,469.03	\$49,511.31	\$101,168.66	0.00
			2000			Instruction								
			2100			Support Services								
						Support Services-Students								
			51100			Salaries Expense								
			0000			No Program								
						GADSDEN DIST OFFICE								
24174	2100	51100	0000	000	1214	Guidance Counselors/Social Workers	\$26,000.00	\$0.00	\$26,000.00	\$0.00	\$0.00	\$0.00	\$26,000.00	0.00
24174	2100	51100	0000	000		<i>SUBTOTAL GADSDEN DIST OFFICE</i>	<i>\$26,000.00</i>	<i>\$0.00</i>	<i>\$26,000.00</i>	<i>\$0.00</i>	<i>\$0.00</i>	<i>\$0.00</i>	<i>\$26,000.00</i>	<i>0.00</i>
24174	2100	51100	0000			<i>SUBTOTAL No Program</i>	<i>\$26,000.00</i>	<i>\$0.00</i>	<i>\$26,000.00</i>	<i>\$0.00</i>	<i>\$0.00</i>	<i>\$0.00</i>	<i>\$26,000.00</i>	<i>0.00</i>
24174	2100	51100				<i>SUBTOTAL Salaries Expense</i>	<i>\$26,000.00</i>	<i>\$0.00</i>	<i>\$26,000.00</i>	<i>\$0.00</i>	<i>\$0.00</i>	<i>\$0.00</i>	<i>\$26,000.00</i>	<i>0.00</i>
			52111			Educational Retirement								
			0000			No Program								
24174	2100	52111	0000	000		GADSDEN DIST OFFICE	\$700.00	\$0.00	\$700.00	\$0.00	\$0.00	\$0.00	\$700.00	0.00
24174	2100	52111	0000			<i>SUBTOTAL No Program</i>	<i>\$700.00</i>	<i>\$0.00</i>	<i>\$700.00</i>	<i>\$0.00</i>	<i>\$0.00</i>	<i>\$0.00</i>	<i>\$700.00</i>	<i>0.00</i>
24174	2100	52111				<i>SUBTOTAL Educational Retirement</i>	<i>\$700.00</i>	<i>\$0.00</i>	<i>\$700.00</i>	<i>\$0.00</i>	<i>\$0.00</i>	<i>\$0.00</i>	<i>\$700.00</i>	<i>0.00</i>
			52112			ERA - Retiree Health								
			0000			No Program								

State of New Mexico
Public School Operating Budget - Actuals Expenditure Detail Report
Gadsden - Third Quarter (Jan - Mar) - Expenditure
Submitted

Fund	Func	Obj	Prg	Loc	Job	Description	Budget	Adjustments	Adjusted Budget	Current Period	YTD	Encumbrance	Budget Balance	FTE
24174	2100	52112	0000	000		GADSDEN DIST OFFICE	\$700.00	\$0.00	\$700.00	\$0.00	\$0.00	\$0.00	\$700.00	0.00
24174	2100	52112	0000			<i>SUBTOTAL No Program</i>	<i>\$700.00</i>	<i>\$0.00</i>	<i>\$700.00</i>	<i>\$0.00</i>	<i>\$0.00</i>	<i>\$0.00</i>	<i>\$700.00</i>	<i>0.00</i>
24174	2100	52112				<i>SUBTOTAL ERA - Retiree Health</i>	<i>\$700.00</i>	<i>\$0.00</i>	<i>\$700.00</i>	<i>\$0.00</i>	<i>\$0.00</i>	<i>\$0.00</i>	<i>\$700.00</i>	<i>0.00</i>
		52210				FICA Payments								
		0000				No Program								
24174	2100	52210	0000	000		GADSDEN DIST OFFICE	\$700.00	\$0.00	\$700.00	\$0.00	\$0.00	\$0.00	\$700.00	0.00
24174	2100	52210	0000			<i>SUBTOTAL No Program</i>	<i>\$700.00</i>	<i>\$0.00</i>	<i>\$700.00</i>	<i>\$0.00</i>	<i>\$0.00</i>	<i>\$0.00</i>	<i>\$700.00</i>	<i>0.00</i>
24174	2100	52210				<i>SUBTOTAL FICA Payments</i>	<i>\$700.00</i>	<i>\$0.00</i>	<i>\$700.00</i>	<i>\$0.00</i>	<i>\$0.00</i>	<i>\$0.00</i>	<i>\$700.00</i>	<i>0.00</i>
		52220				Medicare Payments								
		0000				No Program								
24174	2100	52220	0000	000		GADSDEN DIST OFFICE	\$700.00	\$0.00	\$700.00	\$0.00	\$0.00	\$0.00	\$700.00	0.00
24174	2100	52220	0000			<i>SUBTOTAL No Program</i>	<i>\$700.00</i>	<i>\$0.00</i>	<i>\$700.00</i>	<i>\$0.00</i>	<i>\$0.00</i>	<i>\$0.00</i>	<i>\$700.00</i>	<i>0.00</i>
24174	2100	52220				<i>SUBTOTAL Medicare Payments</i>	<i>\$700.00</i>	<i>\$0.00</i>	<i>\$700.00</i>	<i>\$0.00</i>	<i>\$0.00</i>	<i>\$0.00</i>	<i>\$700.00</i>	<i>0.00</i>
		52311				Health and Medical Premiums								
		0000				No Program								
24174	2100	52311	0000	000		GADSDEN DIST OFFICE	\$700.00	\$0.00	\$700.00	\$0.00	\$0.00	\$0.00	\$700.00	0.00
24174	2100	52311	0000			<i>SUBTOTAL No Program</i>	<i>\$700.00</i>	<i>\$0.00</i>	<i>\$700.00</i>	<i>\$0.00</i>	<i>\$0.00</i>	<i>\$0.00</i>	<i>\$700.00</i>	<i>0.00</i>
24174	2100	52311				<i>SUBTOTAL Health and Medical Premiums</i>	<i>\$700.00</i>	<i>\$0.00</i>	<i>\$700.00</i>	<i>\$0.00</i>	<i>\$0.00</i>	<i>\$0.00</i>	<i>\$700.00</i>	<i>0.00</i>
		52312				Life								
		0000				No Program								
24174	2100	52312	0000	000		GADSDEN DIST OFFICE	\$700.00	\$0.00	\$700.00	\$0.00	\$0.00	\$0.00	\$700.00	0.00
24174	2100	52312	0000			<i>SUBTOTAL No Program</i>	<i>\$700.00</i>	<i>\$0.00</i>	<i>\$700.00</i>	<i>\$0.00</i>	<i>\$0.00</i>	<i>\$0.00</i>	<i>\$700.00</i>	<i>0.00</i>
24174	2100	52312				<i>SUBTOTAL Life</i>	<i>\$700.00</i>	<i>\$0.00</i>	<i>\$700.00</i>	<i>\$0.00</i>	<i>\$0.00</i>	<i>\$0.00</i>	<i>\$700.00</i>	<i>0.00</i>
		52313				Dental								
		0000				No Program								
24174	2100	52313	0000	000		GADSDEN DIST OFFICE	\$700.00	\$0.00	\$700.00	\$0.00	\$0.00	\$0.00	\$700.00	0.00
24174	2100	52313	0000			<i>SUBTOTAL No Program</i>	<i>\$700.00</i>	<i>\$0.00</i>	<i>\$700.00</i>	<i>\$0.00</i>	<i>\$0.00</i>	<i>\$0.00</i>	<i>\$700.00</i>	<i>0.00</i>
24174	2100	52313				<i>SUBTOTAL Dental</i>	<i>\$700.00</i>	<i>\$0.00</i>	<i>\$700.00</i>	<i>\$0.00</i>	<i>\$0.00</i>	<i>\$0.00</i>	<i>\$700.00</i>	<i>0.00</i>
		52314				Vision								
		0000				No Program								
24174	2100	52314	0000	000		GADSDEN DIST OFFICE	\$700.00	\$0.00	\$700.00	\$0.00	\$0.00	\$0.00	\$700.00	0.00
24174	2100	52314	0000			<i>SUBTOTAL No Program</i>	<i>\$700.00</i>	<i>\$0.00</i>	<i>\$700.00</i>	<i>\$0.00</i>	<i>\$0.00</i>	<i>\$0.00</i>	<i>\$700.00</i>	<i>0.00</i>
24174	2100	52314				<i>SUBTOTAL Vision</i>	<i>\$700.00</i>	<i>\$0.00</i>	<i>\$700.00</i>	<i>\$0.00</i>	<i>\$0.00</i>	<i>\$0.00</i>	<i>\$700.00</i>	<i>0.00</i>
		52315				Disability								
		0000				No Program								
24174	2100	52315	0000	000		GADSDEN DIST OFFICE	\$700.00	\$0.00	\$700.00	\$0.00	\$0.00	\$0.00	\$700.00	0.00
24174	2100	52315	0000			<i>SUBTOTAL No Program</i>	<i>\$700.00</i>	<i>\$0.00</i>	<i>\$700.00</i>	<i>\$0.00</i>	<i>\$0.00</i>	<i>\$0.00</i>	<i>\$700.00</i>	<i>0.00</i>
24174	2100	52315				<i>SUBTOTAL Disability</i>	<i>\$700.00</i>	<i>\$0.00</i>	<i>\$700.00</i>	<i>\$0.00</i>	<i>\$0.00</i>	<i>\$0.00</i>	<i>\$700.00</i>	<i>0.00</i>
		52500				Unemployment Compensation								

State of New Mexico
Public School Operating Budget - Actuals Expenditure Detail Report
Gadsden - Third Quarter (Jan - Mar) - Expenditure
Submitted

Fund	Func	Obj	Prg	Loc	Job	Description	Budget	Adjustments	Adjusted Budget	Current Period	YTD	Encumbrance	Budget Balance	FTE
			0000			No Program								
24174	2100	52500	0000	000		GADSDEN DIST OFFICE	\$700.00	\$0.00	\$700.00	\$0.00	\$0.00	\$0.00	\$700.00	0.00
24174	2100	52500	0000			<i>SUBTOTAL No Program</i>	<i>\$700.00</i>	<i>\$0.00</i>	<i>\$700.00</i>	<i>\$0.00</i>	<i>\$0.00</i>	<i>\$0.00</i>	<i>\$700.00</i>	<i>0.00</i>
24174	2100	52500				<i>SUBTOTAL Unemployment Compensation</i>	<i>\$700.00</i>	<i>\$0.00</i>	<i>\$700.00</i>	<i>\$0.00</i>	<i>\$0.00</i>	<i>\$0.00</i>	<i>\$700.00</i>	<i>0.00</i>
			52710			Workers Compensation Premium								
			0000			No Program								
24174	2100	52710	0000	000		GADSDEN DIST OFFICE	\$700.00	\$0.00	\$700.00	\$0.00	\$0.00	\$0.00	\$700.00	0.00
24174	2100	52710	0000			<i>SUBTOTAL No Program</i>	<i>\$700.00</i>	<i>\$0.00</i>	<i>\$700.00</i>	<i>\$0.00</i>	<i>\$0.00</i>	<i>\$0.00</i>	<i>\$700.00</i>	<i>0.00</i>
24174	2100	52710				<i>SUBTOTAL Workers Compensation Premium</i>	<i>\$700.00</i>	<i>\$0.00</i>	<i>\$700.00</i>	<i>\$0.00</i>	<i>\$0.00</i>	<i>\$0.00</i>	<i>\$700.00</i>	<i>0.00</i>
			52720			Workers Compensation Employer's Fee								
			0000			No Program								
24174	2100	52720	0000	000		GADSDEN DIST OFFICE	\$700.00	\$0.00	\$700.00	\$0.00	\$0.00	\$0.00	\$700.00	0.00
24174	2100	52720	0000			<i>SUBTOTAL No Program</i>	<i>\$700.00</i>	<i>\$0.00</i>	<i>\$700.00</i>	<i>\$0.00</i>	<i>\$0.00</i>	<i>\$0.00</i>	<i>\$700.00</i>	<i>0.00</i>
24174	2100	52720				<i>SUBTOTAL Workers Compensation Employer's Fee</i>	<i>\$700.00</i>	<i>\$0.00</i>	<i>\$700.00</i>	<i>\$0.00</i>	<i>\$0.00</i>	<i>\$0.00</i>	<i>\$700.00</i>	<i>0.00</i>
24174	2100					<i>SUBTOTAL Support Services-Students</i>	<i>\$34,400.00</i>	<i>\$0.00</i>	<i>\$34,400.00</i>	<i>\$0.00</i>	<i>\$0.00</i>	<i>\$0.00</i>	<i>\$34,400.00</i>	<i>0.00</i>
			2300			Support Services-General Administration								
			53713			Indirect Costs - Program Administration								
			0000			No Program								
24174	2300	53713	0000	000		GADSDEN DIST OFFICE	\$6,068.00	\$312.00	\$6,380.00	\$3,393.60	\$4,042.95	\$0.00	\$2,337.05	0.00
24174	2300	53713	0000			<i>SUBTOTAL No Program</i>	<i>\$6,068.00</i>	<i>\$312.00</i>	<i>\$6,380.00</i>	<i>\$3,393.60</i>	<i>\$4,042.95</i>	<i>\$0.00</i>	<i>\$2,337.05</i>	<i>0.00</i>
24174	2300	53713				<i>SUBTOTAL Indirect Costs - Program Administration</i>	<i>\$6,068.00</i>	<i>\$312.00</i>	<i>\$6,380.00</i>	<i>\$3,393.60</i>	<i>\$4,042.95</i>	<i>\$0.00</i>	<i>\$2,337.05</i>	<i>0.00</i>
24174	2300					<i>SUBTOTAL Support Services-General Administration</i>	<i>\$6,068.00</i>	<i>\$312.00</i>	<i>\$6,380.00</i>	<i>\$3,393.60</i>	<i>\$4,042.95</i>	<i>\$0.00</i>	<i>\$2,337.05</i>	<i>0.00</i>
24174	2000					<i>SUBTOTAL Support Services</i>	<i>\$40,468.00</i>	<i>\$312.00</i>	<i>\$40,780.00</i>	<i>\$3,393.60</i>	<i>\$4,042.95</i>	<i>\$0.00</i>	<i>\$36,737.05</i>	<i>0.00</i>
24174						TOTAL Carl D Perkins Secondary - Current	\$276,163.00	\$26,766.00	\$302,929.00	\$59,552.02	\$115,511.98	\$49,511.31	\$137,905.71	0.00
24175						Carl D Perkins Secondary - PY Unliq. Obligations								
			1000			Instruction								
			57332			Supply Assets (\$5,000 or less)								
			3000			Vocational and Technical Programs								
24175	1000	57332	3000	000		GADSDEN DIST OFFICE	\$4,317.00	\$0.00	\$4,317.00	\$0.00	\$4,316.68	\$0.00	\$0.32	0.00

State of New Mexico
Public School Operating Budget - Actuals Expenditure Detail Report
Gadsden - Third Quarter (Jan - Mar) - Expenditure
Submitted

Fund	Func	Obj	Prg	Loc	Job	Description	Budget	Adjustments	Adjusted Budget	Current Period	YTD	Encumbrance	Budget Balance	FTE
24175	1000	57332	3000			<i>SUBTOTAL Vocational and Technical Programs</i>	\$4,317.00	\$0.00	\$4,317.00	\$0.00	\$4,316.68	\$0.00	\$0.32	0.00
24175	1000	57332				<i>SUBTOTAL Supply Assets (\$5,000 or less)</i>	\$4,317.00	\$0.00	\$4,317.00	\$0.00	\$4,316.68	\$0.00	\$0.32	0.00
24175	1000					SUBTOTAL	\$4,317.00	\$0.00	\$4,317.00	\$0.00	\$4,316.68	\$0.00	\$0.32	0.00
2417	5					<i>Instruction</i>								
2417	5					TOTAL Carl D Perkins Secondary - PY Unliq. Obligations	\$4,317.00	\$0.00	\$4,317.00	\$0.00	\$4,316.68	\$0.00	\$0.32	0.00
24176						Carl D Perkins Secondary - Redistribution Instruction								
	1000					Additional Compensation								
		51300				Vocational and Technical Programs								
			3000			GADSDEN DIST OFFICE								
				000		Teachers-Vocational and Technical								
24176	1000	51300	3000	000	1415	<i>Teachers-Vocational and Technical</i>	\$1,536.00	\$0.00	\$1,536.00	\$0.00	\$0.00	\$0.00	\$1,536.00	0.00
24176	1000	51300	3000	000		SUBTOTAL GADSDEN DIST OFFICE	\$1,536.00	\$0.00	\$1,536.00	\$0.00	\$0.00	\$0.00	\$1,536.00	0.00
24176	1000	51300	3000			<i>SUBTOTAL Vocational and Technical Programs</i>	\$1,536.00	\$0.00	\$1,536.00	\$0.00	\$0.00	\$0.00	\$1,536.00	0.00
24176	1000	51300				SUBTOTAL Additional Compensation	\$1,536.00	\$0.00	\$1,536.00	\$0.00	\$0.00	\$0.00	\$1,536.00	0.00
		52111				Educational Retirement								
			0000			No Program								
24176	1000	52111	0000	000		GADSDEN DIST OFFICE	\$1,300.00	\$0.00	\$1,300.00	\$0.00	\$0.00	\$0.00	\$1,300.00	0.00
24176	1000	52111	0000			SUBTOTAL No Program	\$1,300.00	\$0.00	\$1,300.00	\$0.00	\$0.00	\$0.00	\$1,300.00	0.00
24176	1000	52111				SUBTOTAL Educational Retirement	\$1,300.00	\$0.00	\$1,300.00	\$0.00	\$0.00	\$0.00	\$1,300.00	0.00
		52112				ERA - Retiree Health								
			0000			No Program								
24176	1000	52112	0000	000		GADSDEN DIST OFFICE	\$400.00	\$0.00	\$400.00	\$0.00	\$0.00	\$0.00	\$400.00	0.00
24176	1000	52112	0000			SUBTOTAL No Program	\$400.00	\$0.00	\$400.00	\$0.00	\$0.00	\$0.00	\$400.00	0.00
24176	1000	52112				SUBTOTAL ERA - Retiree Health	\$400.00	\$0.00	\$400.00	\$0.00	\$0.00	\$0.00	\$400.00	0.00
		52210				FICA Payments								
			0000			No Program								
24176	1000	52210	0000	000		GADSDEN DIST OFFICE	\$669.00	\$0.00	\$669.00	\$0.00	\$0.00	\$0.00	\$669.00	0.00
24176	1000	52210	0000			SUBTOTAL No Program	\$669.00	\$0.00	\$669.00	\$0.00	\$0.00	\$0.00	\$669.00	0.00
24176	1000	52210				SUBTOTAL FICA Payments	\$669.00	\$0.00	\$669.00	\$0.00	\$0.00	\$0.00	\$669.00	0.00
		52220				Medicare Payments								
			0000			No Program								
24176	1000	52220	0000	000		GADSDEN DIST OFFICE	\$400.00	\$0.00	\$400.00	\$0.00	\$0.00	\$0.00	\$400.00	0.00

State of New Mexico
Public School Operating Budget - Actuals Expenditure Detail Report
Gadsden - Third Quarter (Jan - Mar) - Expenditure
Submitted

Fund	Func	Obj	Prg	Loc	Job	Description	Budget	Adjustments	Adjusted Budget	Current Period	YTD	Encumbrance	Budget Balance	FTE	
24176	1000	52220	0000			<i>SUBTOTAL No Program</i>	\$400.00	\$0.00	\$400.00	\$0.00		\$0.00	\$0.00	\$400.00	0.00
24176	1000	52220				<i>SUBTOTAL Medicare Payments</i>	\$400.00	\$0.00	\$400.00	\$0.00		\$0.00	\$0.00	\$400.00	0.00
		53330				Professional Development									
			3000			Vocational and Technical Programs									
24176	1000	53330	3000	000		GADSDEN DIST OFFICE	\$3,064.00	\$0.00	\$3,064.00	\$0.00	\$0.00	\$0.00	\$3,064.00	0.00	
24176	1000	53330	3000			<i>SUBTOTAL Vocational and Technical Programs</i>	\$3,064.00	\$0.00	\$3,064.00	\$0.00	\$0.00	\$0.00	\$3,064.00	0.00	
24176	1000	53330				<i>SUBTOTAL Professional Development</i>	\$3,064.00	\$0.00	\$3,064.00	\$0.00	\$0.00	\$0.00	\$3,064.00	0.00	
		56113				Software									
			3000			Vocational and Technical Programs									
24176	1000	56113	3000	000		GADSDEN DIST OFFICE	\$166.00	\$0.00	\$166.00	\$0.00	\$13,950.00	\$0.00	(\$13,784.00)	0.00	
24176	1000	56113	3000			<i>SUBTOTAL Vocational and Technical Programs</i>	\$166.00	\$0.00	\$166.00	\$0.00	\$13,950.00	\$0.00	(\$13,784.00)	0.00	
24176	1000	56113				<i>SUBTOTAL Software</i>	\$166.00	\$0.00	\$166.00	\$0.00	\$13,950.00	\$0.00	(\$13,784.00)	0.00	
		57332				Supply Assets (\$5,000 or less)									
			3000			Vocational and Technical Programs									
24176	1000	57332	3000	000		GADSDEN DIST OFFICE	\$6,540.00	\$0.00	\$6,540.00	\$0.00	\$0.00	\$0.00	\$6,540.00	0.00	
24176	1000	57332	3000			<i>SUBTOTAL Vocational and Technical Programs</i>	\$6,540.00	\$0.00	\$6,540.00	\$0.00	\$0.00	\$0.00	\$6,540.00	0.00	
24176	1000	57332				<i>SUBTOTAL Supply Assets (\$5,000 or less)</i>	\$6,540.00	\$0.00	\$6,540.00	\$0.00	\$0.00	\$0.00	\$6,540.00	0.00	
24176	1000					<i>SUBTOTAL Instruction</i>	\$14,075.00	\$0.00	\$14,075.00	\$0.00	\$13,950.00	\$0.00	\$125.00	0.00	
2417						<i>TOTAL Carl D Perkins Secondary - Redistribution</i>	\$14,075.00	\$0.00	\$14,075.00	\$0.00	\$13,950.00	\$0.00	\$125.00	0.00	
6															
24189						Student Supp Academic Achievement Title IV Instruction									
		1000													
			51100			Salaries Expense									
			0000			No Program									
				000		GADSDEN DIST OFFICE									
24189	1000	51100	0000	000	1610	Substitutes Professional Development	\$40,000.00	\$0.00	\$40,000.00	\$0.00	\$0.00	\$0.00	\$40,000.00	0.00	
24189	1000	51100	0000	000		<i>SUBTOTAL GADSDEN DIST OFFICE</i>	\$40,000.00	\$0.00	\$40,000.00	\$0.00	\$0.00	\$0.00	\$40,000.00	0.00	
24189	1000	51100	0000			<i>SUBTOTAL No Program</i>	\$40,000.00	\$0.00	\$40,000.00	\$0.00	\$0.00	\$0.00	\$40,000.00	0.00	
			1010			Regular Education (K-12) Programs									
				000		GADSDEN DIST OFFICE									

State of New Mexico
Public School Operating Budget - Actuals Expenditure Detail Report
Gadsden - Third Quarter (Jan - Mar) - Expenditure
Submitted

Fund	Func	Obj	Prg	Loc	Job	Description	Budget	Adjustments	Adjusted Budget	Current Period	YTD	Encumbrance	Budget Balance	FTE
24189	1000	51100	1010	000	1411	Teachers-Grades 1-12	\$142,100.00	\$0.00	\$142,100.00	\$33,624.54	\$95,269.53	\$39,228.47	\$7,602.00	2.00
24189	1000	51100	1010	000		SUBTOTAL GADSDEN	\$142,100.00	\$0.00	\$142,100.00	\$33,624.54	\$95,269.53	\$39,228.47	\$7,602.00	2.00
						DIST OFFICE								
24189	1000	51100	1010			SUBTOTAL Regular Education (K-12) Programs	\$142,100.00	\$0.00	\$142,100.00	\$33,624.54	\$95,269.53	\$39,228.47	\$7,602.00	2.00
24189	1000	51100				SUBTOTAL Salaries Expense	\$182,100.00	\$0.00	\$182,100.00	\$33,624.54	\$95,269.53	\$39,228.47	\$47,602.00	2.00
		52111				Educational Retirement								
		0000				No Program								
24189	1000	52111	0000	000		GADSDEN DIST OFFICE	\$21,528.00	\$0.00	\$21,528.00	\$5,094.12	\$14,433.34	\$5,943.12	\$1,151.54	0.00
24189	1000	52111	0000			SUBTOTAL No Program	\$21,528.00	\$0.00	\$21,528.00	\$5,094.12	\$14,433.34	\$5,943.12	\$1,151.54	0.00
24189	1000	52111				SUBTOTAL Educational Retirement	\$21,528.00	\$0.00	\$21,528.00	\$5,094.12	\$14,433.34	\$5,943.12	\$1,151.54	0.00
		52112				ERA - Retiree Health								
		0000				No Program								
24189	1000	52112	0000	000		GADSDEN DIST OFFICE	\$2,842.00	\$0.00	\$2,842.00	\$672.48	\$1,905.36	\$784.56	\$152.08	0.00
24189	1000	52112	0000			SUBTOTAL No Program	\$2,842.00	\$0.00	\$2,842.00	\$672.48	\$1,905.36	\$784.56	\$152.08	0.00
24189	1000	52112				SUBTOTAL ERA - Retiree Health	\$2,842.00	\$0.00	\$2,842.00	\$672.48	\$1,905.36	\$784.56	\$152.08	0.00
		52210				FICA Payments								
		0000				No Program								
24189	1000	52210	0000	000		GADSDEN DIST OFFICE	\$8,810.00	\$0.00	\$8,810.00	\$1,906.74	\$5,409.86	\$2,224.52	\$1,175.62	0.00
24189	1000	52210	0000			SUBTOTAL No Program	\$8,810.00	\$0.00	\$8,810.00	\$1,906.74	\$5,409.86	\$2,224.52	\$1,175.62	0.00
24189	1000	52210				SUBTOTAL FICA Payments	\$8,810.00	\$0.00	\$8,810.00	\$1,906.74	\$5,409.86	\$2,224.52	\$1,175.62	0.00
		52220				Medicare Payments								
		0000				No Program								
24189	1000	52220	0000	000		GADSDEN DIST OFFICE	\$2,060.00	\$0.00	\$2,060.00	\$445.92	\$1,265.17	\$520.24	\$274.59	0.00
24189	1000	52220	0000			SUBTOTAL No Program	\$2,060.00	\$0.00	\$2,060.00	\$445.92	\$1,265.17	\$520.24	\$274.59	0.00
24189	1000	52220				SUBTOTAL Medicare Payments	\$2,060.00	\$0.00	\$2,060.00	\$445.92	\$1,265.17	\$520.24	\$274.59	0.00
		52311				Health and Medical Premiums								
		0000				No Program								
24189	1000	52311	0000	000		GADSDEN DIST OFFICE	\$14,666.00	\$0.00	\$14,666.00	\$3,819.06	\$10,723.95	\$4,455.57	(\$513.52)	0.00
24189	1000	52311	0000			SUBTOTAL No Program	\$14,666.00	\$0.00	\$14,666.00	\$3,819.06	\$10,723.95	\$4,455.57	(\$513.52)	0.00
24189	1000	52311				SUBTOTAL Health and Medical Premiums	\$14,666.00	\$0.00	\$14,666.00	\$3,819.06	\$10,723.95	\$4,455.57	(\$513.52)	0.00
		52312				Life								
		0000				No Program								
24189	1000	52312	0000	000		GADSDEN DIST OFFICE	\$206.00	\$0.00	\$206.00	\$31.56	\$89.42	\$36.82	\$79.76	0.00
24189	1000	52312	0000			SUBTOTAL No Program	\$206.00	\$0.00	\$206.00	\$31.56	\$89.42	\$36.82	\$79.76	0.00
24189	1000	52312				SUBTOTAL Life	\$206.00	\$0.00	\$206.00	\$31.56	\$89.42	\$36.82	\$79.76	0.00
		52313				Dental								
		0000				No Program								
24189	1000	52313	0000	000		GADSDEN DIST OFFICE	\$727.00	\$0.00	\$727.00	\$195.96	\$555.22	\$228.62	(\$56.84)	0.00
24189	1000	52313	0000			SUBTOTAL No Program	\$727.00	\$0.00	\$727.00	\$195.96	\$555.22	\$228.62	(\$56.84)	0.00

State of New Mexico
Public School Operating Budget - Actuals Expenditure Detail Report
Gadsden - Third Quarter (Jan - Mar) - Expenditure
Submitted

Fund	Func	Obj	Prg	Loc	Job	Description	Budget	Adjustments	Adjusted Budget	Current Period	YTD	Encumbrance	Budget Balance	FTE
24189	1000	52313				<i>SUBTOTAL Dental</i>	\$727.00	\$0.00	\$727.00	\$195.96	\$555.22	\$228.62	(\$56.84)	0.00
		52314				Vision								
		0000				No Program								
24189	1000	52314	0000	000		GADSDEN DIST OFFICE	\$142.00	\$0.00	\$142.00	\$37.80	\$107.10	\$44.10	(\$9.20)	0.00
24189	1000	52314	0000			<i>SUBTOTAL No Program</i>	\$142.00	\$0.00	\$142.00	\$37.80	\$107.10	\$44.10	(\$9.20)	0.00
24189	1000	52314				<i>SUBTOTAL Vision</i>	\$142.00	\$0.00	\$142.00	\$37.80	\$107.10	\$44.10	(\$9.20)	0.00
		52315				Disability								
		0000				No Program								
24189	1000	52315	0000	000		GADSDEN DIST OFFICE	\$127.00	\$0.00	\$127.00	\$117.00	\$324.66	\$136.50	(\$334.16)	0.00
24189	1000	52315	0000			<i>SUBTOTAL No Program</i>	\$127.00	\$0.00	\$127.00	\$117.00	\$324.66	\$136.50	(\$334.16)	0.00
24189	1000	52315				<i>SUBTOTAL Disability</i>	\$127.00	\$0.00	\$127.00	\$117.00	\$324.66	\$136.50	(\$334.16)	0.00
		52500				Unemployment Compensation								
		0000				No Program								
24189	1000	52500	0000	000		GADSDEN DIST OFFICE	\$96.00	\$0.00	\$96.00	\$24.96	\$70.72	\$29.12	(\$3.84)	0.00
24189	1000	52500	0000			<i>SUBTOTAL No Program</i>	\$96.00	\$0.00	\$96.00	\$24.96	\$70.72	\$29.12	(\$3.84)	0.00
24189	1000	52500				<i>SUBTOTAL Unemployment Compensation</i>	\$96.00	\$0.00	\$96.00	\$24.96	\$70.72	\$29.12	(\$3.84)	0.00
		52710				Workers Compensation Premium								
		0000				No Program								
24189	1000	52710	0000	000		GADSDEN DIST OFFICE	\$3,262.00	\$0.00	\$3,262.00	\$928.38	\$2,630.41	\$1,083.11	(\$451.52)	0.00
24189	1000	52710	0000			<i>SUBTOTAL No Program</i>	\$3,262.00	\$0.00	\$3,262.00	\$928.38	\$2,630.41	\$1,083.11	(\$451.52)	0.00
24189	1000	52710				<i>SUBTOTAL Workers Compensation Premium</i>	\$3,262.00	\$0.00	\$3,262.00	\$928.38	\$2,630.41	\$1,083.11	(\$451.52)	0.00
		52720				Workers Compensation Employer's Fee								
		0000				No Program								
24189	1000	52720	0000	000		GADSDEN DIST OFFICE	\$10.00	\$0.00	\$10.00	\$4.60	\$13.80	\$4.60	(\$8.40)	0.00
24189	1000	52720	0000			<i>SUBTOTAL No Program</i>	\$10.00	\$0.00	\$10.00	\$4.60	\$13.80	\$4.60	(\$8.40)	0.00
24189	1000	52720				<i>SUBTOTAL Workers Compensation Employer's Fee</i>	\$10.00	\$0.00	\$10.00	\$4.60	\$13.80	\$4.60	(\$8.40)	0.00
		53330				Professional Development								
		1010				Regular Education (K-12) Programs								
24189	1000	53330	1010	000		GADSDEN DIST OFFICE	\$0.00	\$0.00	\$0.00	\$0.00	\$11,775.00	\$0.00	(\$11,775.00)	0.00
24189	1000	53330	1010			<i>SUBTOTAL Regular Education (K-12) Programs</i>	\$0.00	\$0.00	\$0.00	\$0.00	\$11,775.00	\$0.00	(\$11,775.00)	0.00
24189	1000	53330				<i>SUBTOTAL Professional Development</i>	\$0.00	\$0.00	\$0.00	\$0.00	\$11,775.00	\$0.00	(\$11,775.00)	0.00
		55817				Student Travel								
		1010				Regular Education (K-12) Programs								
24189	1000	55817	1010	000		GADSDEN DIST OFFICE	\$75,000.00	\$0.00	\$75,000.00	\$0.00	\$0.00	\$0.00	\$75,000.00	0.00
24189	1000	55817	1010			<i>SUBTOTAL Regular Education (K-12) Programs</i>	\$75,000.00	\$0.00	\$75,000.00	\$0.00	\$0.00	\$0.00	\$75,000.00	0.00

State of New Mexico
Public School Operating Budget - Actuals Expenditure Detail Report
Gadsden - Third Quarter (Jan - Mar) - Expenditure
Submitted

Fund	Func	Obj	Prg	Loc	Job	Description	Budget	Adjustments	Adjusted Budget	Current Period	YTD	Encumbrance	Budget Balance	FTE	
24189	1000	55817				<i>SUBTOTAL Student Travel</i>	\$75,000.00	\$0.00	\$75,000.00	\$0.00		\$0.00	\$0.00	\$75,000.00	0.00
		55819				Employee Travel - Teachers									
			1010			Regular Education (K-12) Programs									
24189	1000	55819	1010	000		GADSDEN DIST OFFICE	\$10,000.00	\$0.00	\$10,000.00	\$0.00	\$0.00	\$0.00	\$10,000.00	0.00	
24189	1000	55819	1010			<i>SUBTOTAL Regular Education (K-12) Programs</i>	\$10,000.00	\$0.00	\$10,000.00	\$0.00	\$0.00	\$0.00	\$10,000.00	0.00	
24189	1000	55819				<i>SUBTOTAL Employee Travel - Teachers</i>	\$10,000.00	\$0.00	\$10,000.00	\$0.00	\$0.00	\$0.00	\$10,000.00	0.00	
		56113				Software									
			1010			Regular Education (K-12) Programs									
24189	1000	56113	1010	000		GADSDEN DIST OFFICE	\$282,831.00	\$0.00	\$282,831.00	\$0.00	\$0.00	\$0.00	\$282,831.00	0.00	
24189	1000	56113	1010			<i>SUBTOTAL Regular Education (K-12) Programs</i>	\$282,831.00	\$0.00	\$282,831.00	\$0.00	\$0.00	\$0.00	\$282,831.00	0.00	
24189	1000	56113				<i>SUBTOTAL Software</i>	\$282,831.00	\$0.00	\$282,831.00	\$0.00	\$0.00	\$0.00	\$282,831.00	0.00	
		56118				General Supplies and Materials									
			1010			Regular Education (K-12) Programs									
24189	1000	56118	1010	000		GADSDEN DIST OFFICE	\$453,553.00	\$0.00	\$453,553.00	\$8,482.09	\$78,836.25	\$0.00	\$374,716.75	0.00	
24189	1000	56118	1010			<i>SUBTOTAL Regular Education (K-12) Programs</i>	\$453,553.00	\$0.00	\$453,553.00	\$8,482.09	\$78,836.25	\$0.00	\$374,716.75	0.00	
24189	1000	56118				<i>SUBTOTAL General Supplies and Materials</i>	\$453,553.00	\$0.00	\$453,553.00	\$8,482.09	\$78,836.25	\$0.00	\$374,716.75	0.00	
		57331				Fixed Assets (more than \$5,000)									
			1010			Regular Education (K-12) Programs									
24189	1000	57331	1010	000		GADSDEN DIST OFFICE	\$0.00	\$0.00	\$0.00	\$0.00	\$0.00	\$691,285.00	(\$691,285.00)	0.00	
24189	1000	57331	1010			<i>SUBTOTAL Regular Education (K-12) Programs</i>	\$0.00	\$0.00	\$0.00	\$0.00	\$0.00	\$691,285.00	(\$691,285.00)	0.00	
24189	1000	57331				<i>SUBTOTAL Fixed Assets (more than \$5,000)</i>	\$0.00	\$0.00	\$0.00	\$0.00	\$0.00	\$691,285.00	(\$691,285.00)	0.00	
		57332				Supply Assets (\$5,000 or less)									
			1010			Regular Education (K-12) Programs									
24189	1000	57332	1010	000		GADSDEN DIST OFFICE	\$295,861.00	\$0.00	\$295,861.00	\$0.00	\$0.00	\$2,821.16	\$293,039.84	0.00	
24189	1000	57332	1010			<i>SUBTOTAL Regular Education (K-12) Programs</i>	\$295,861.00	\$0.00	\$295,861.00	\$0.00	\$0.00	\$2,821.16	\$293,039.84	0.00	
24189	1000	57332				<i>SUBTOTAL Supply Assets (\$5,000 or less)</i>	\$295,861.00	\$0.00	\$295,861.00	\$0.00	\$0.00	\$2,821.16	\$293,039.84	0.00	
24189	1000					<i>SUBTOTAL</i>	\$1,353,821.00	\$0.00	\$1,353,821.00	\$55,385.21	\$223,409.79	\$748,825.51	\$381,585.70	2.00	
		2000				Instruction									
		2100				Support Services									
						Support Services-Students									
		51100				Salaries Expense									
			0000			No Program									

State of New Mexico
Public School Operating Budget - Actuals Expenditure Detail Report
Gadsden - Third Quarter (Jan - Mar) - Expenditure
Submitted

Fund	Func	Obj	Prg	Loc	Job	Description	Budget	Adjustments	Adjusted Budget	Current Period	YTD	Encumbrance	Budget Balance	FTE
			000			GADSDEN DIST OFFICE								
24189	2100	51100	0000	000	1214	Guidance Counselors/Social Workers	\$63,385.00	\$0.00	\$63,385.00	\$18,508.86	\$52,437.75	\$21,339.85	(\$10,392.60)	4.00
<i>24189</i>	<i>2100</i>	<i>51100</i>	<i>0000</i>	<i>000</i>		<i>SUBTOTAL GADSDEN DIST OFFICE</i>	<i>\$63,385.00</i>	<i>\$0.00</i>	<i>\$63,385.00</i>	<i>\$18,508.86</i>	<i>\$52,437.75</i>	<i>\$21,339.85</i>	<i>(\$10,392.60)</i>	<i>4.00</i>
<i>24189</i>	<i>2100</i>	<i>51100</i>	<i>0000</i>			<i>SUBTOTAL No Program</i>	<i>\$63,385.00</i>	<i>\$0.00</i>	<i>\$63,385.00</i>	<i>\$18,508.86</i>	<i>\$52,437.75</i>	<i>\$21,339.85</i>	<i>(\$10,392.60)</i>	<i>4.00</i>
<i>24189</i>	<i>2100</i>	<i>51100</i>				<i>SUBTOTAL Salaries Expense</i>	<i>\$63,385.00</i>	<i>\$0.00</i>	<i>\$63,385.00</i>	<i>\$18,508.86</i>	<i>\$52,437.75</i>	<i>\$21,339.85</i>	<i>(\$10,392.60)</i>	<i>4.00</i>
			52111			Educational Retirement								
			0000			No Program								
24189	2100	52111	0000	000		GADSDEN DIST OFFICE	\$9,603.00	\$0.00	\$9,603.00	\$2,804.10	\$7,944.33	\$2,903.51	(\$1,244.84)	0.00
<i>24189</i>	<i>2100</i>	<i>52111</i>	<i>0000</i>			<i>SUBTOTAL No Program</i>	<i>\$9,603.00</i>	<i>\$0.00</i>	<i>\$9,603.00</i>	<i>\$2,804.10</i>	<i>\$7,944.33</i>	<i>\$2,903.51</i>	<i>(\$1,244.84)</i>	<i>0.00</i>
<i>24189</i>	<i>2100</i>	<i>52111</i>				<i>SUBTOTAL Educational Retirement</i>	<i>\$9,603.00</i>	<i>\$0.00</i>	<i>\$9,603.00</i>	<i>\$2,804.10</i>	<i>\$7,944.33</i>	<i>\$2,903.51</i>	<i>(\$1,244.84)</i>	<i>0.00</i>
			52112			ERA - Retiree Health								
			0000			No Program								
24189	2100	52112	0000	000		GADSDEN DIST OFFICE	\$1,268.00	\$0.00	\$1,268.00	\$370.20	\$1,048.82	\$383.32	(\$164.14)	0.00
<i>24189</i>	<i>2100</i>	<i>52112</i>	<i>0000</i>			<i>SUBTOTAL No Program</i>	<i>\$1,268.00</i>	<i>\$0.00</i>	<i>\$1,268.00</i>	<i>\$370.20</i>	<i>\$1,048.82</i>	<i>\$383.32</i>	<i>(\$164.14)</i>	<i>0.00</i>
<i>24189</i>	<i>2100</i>	<i>52112</i>				<i>SUBTOTAL ERA - Retiree Health</i>	<i>\$1,268.00</i>	<i>\$0.00</i>	<i>\$1,268.00</i>	<i>\$370.20</i>	<i>\$1,048.82</i>	<i>\$383.32</i>	<i>(\$164.14)</i>	<i>0.00</i>
			52210			FICA Payments								
			0000			No Program								
24189	2100	52210	0000	000		GADSDEN DIST OFFICE	\$3,930.00	\$0.00	\$3,930.00	\$1,101.96	\$3,130.06	\$1,140.05	(\$340.11)	0.00
<i>24189</i>	<i>2100</i>	<i>52210</i>	<i>0000</i>			<i>SUBTOTAL No Program</i>	<i>\$3,930.00</i>	<i>\$0.00</i>	<i>\$3,930.00</i>	<i>\$1,101.96</i>	<i>\$3,130.06</i>	<i>\$1,140.05</i>	<i>(\$340.11)</i>	<i>0.00</i>
<i>24189</i>	<i>2100</i>	<i>52210</i>				<i>SUBTOTAL FICA Payments</i>	<i>\$3,930.00</i>	<i>\$0.00</i>	<i>\$3,930.00</i>	<i>\$1,101.96</i>	<i>\$3,130.06</i>	<i>\$1,140.05</i>	<i>(\$340.11)</i>	<i>0.00</i>
			52220			Medicare Payments								
			0000			No Program								
24189	2100	52220	0000	000		GADSDEN DIST OFFICE	\$919.00	\$0.00	\$919.00	\$257.70	\$731.99	\$266.61	(\$79.60)	0.00
<i>24189</i>	<i>2100</i>	<i>52220</i>	<i>0000</i>			<i>SUBTOTAL No Program</i>	<i>\$919.00</i>	<i>\$0.00</i>	<i>\$919.00</i>	<i>\$257.70</i>	<i>\$731.99</i>	<i>\$266.61</i>	<i>(\$79.60)</i>	<i>0.00</i>
<i>24189</i>	<i>2100</i>	<i>52220</i>				<i>SUBTOTAL Medicare Payments</i>	<i>\$919.00</i>	<i>\$0.00</i>	<i>\$919.00</i>	<i>\$257.70</i>	<i>\$731.99</i>	<i>\$266.61</i>	<i>(\$79.60)</i>	<i>0.00</i>
			52311			Health and Medical Premiums								
			0000			No Program								
24189	2100	52311	0000	000		GADSDEN DIST OFFICE	\$6,542.00	\$0.00	\$6,542.00	\$1,040.46	\$2,762.50	\$1,099.55	\$2,679.95	0.00
<i>24189</i>	<i>2100</i>	<i>52311</i>	<i>0000</i>			<i>SUBTOTAL No Program</i>	<i>\$6,542.00</i>	<i>\$0.00</i>	<i>\$6,542.00</i>	<i>\$1,040.46</i>	<i>\$2,762.50</i>	<i>\$1,099.55</i>	<i>\$2,679.95</i>	<i>0.00</i>
<i>24189</i>	<i>2100</i>	<i>52311</i>				<i>SUBTOTAL Health and Medical Premiums</i>	<i>\$6,542.00</i>	<i>\$0.00</i>	<i>\$6,542.00</i>	<i>\$1,040.46</i>	<i>\$2,762.50</i>	<i>\$1,099.55</i>	<i>\$2,679.95</i>	<i>0.00</i>
			52312			Life								
			0000			No Program								
24189	2100	52312	0000	000		GADSDEN DIST OFFICE	\$92.00	\$0.00	\$92.00	\$15.78	\$47.34	\$16.68	\$27.98	0.00
<i>24189</i>	<i>2100</i>	<i>52312</i>	<i>0000</i>			<i>SUBTOTAL No Program</i>	<i>\$92.00</i>	<i>\$0.00</i>	<i>\$92.00</i>	<i>\$15.78</i>	<i>\$47.34</i>	<i>\$16.68</i>	<i>\$27.98</i>	<i>0.00</i>
<i>24189</i>	<i>2100</i>	<i>52312</i>				<i>SUBTOTAL Life</i>	<i>\$92.00</i>	<i>\$0.00</i>	<i>\$92.00</i>	<i>\$15.78</i>	<i>\$47.34</i>	<i>\$16.68</i>	<i>\$27.98</i>	<i>0.00</i>
			52313			Dental								
			0000			No Program								
24189	2100	52313	0000	000		GADSDEN DIST OFFICE	\$325.00	\$0.00	\$325.00	\$51.48	\$137.28	\$54.40	\$133.32	0.00

State of New Mexico
Public School Operating Budget - Actuals Expenditure Detail Report
Gadsden - Third Quarter (Jan - Mar) - Expenditure
Submitted

Fund	Func	Obj	Prg	Loc	Job	Description	Budget	Adjustments	Adjusted Budget	Current Period	YTD	Encumbrance	Budget Balance	FTE
24189	2100	52313	0000			<i>SUBTOTAL No Program</i>	\$325.00	\$0.00	\$325.00	\$51.48	\$137.28	\$54.40	\$133.32	0.00
24189	2100	52313				<i>SUBTOTAL Dental</i>	\$325.00	\$0.00	\$325.00	\$51.48	\$137.28	\$54.40	\$133.32	0.00
		52314				Vision								
		0000				No Program								
24189	2100	52314	0000	000		GADSDEN DIST OFFICE	\$63.00	\$0.00	\$63.00	\$11.28	\$30.08	\$11.92	\$21.00	0.00
24189	2100	52314	0000			<i>SUBTOTAL No Program</i>	\$63.00	\$0.00	\$63.00	\$11.28	\$30.08	\$11.92	\$21.00	0.00
24189	2100	52314				<i>SUBTOTAL Vision</i>	\$63.00	\$0.00	\$63.00	\$11.28	\$30.08	\$11.92	\$21.00	0.00
		52315				Disability								
		0000				No Program								
24189	2100	52315	0000	000		GADSDEN DIST OFFICE	\$57.00	\$0.00	\$57.00	\$0.00	\$0.00	\$0.00	\$57.00	0.00
24189	2100	52315	0000			<i>SUBTOTAL No Program</i>	\$57.00	\$0.00	\$57.00	\$0.00	\$0.00	\$0.00	\$57.00	0.00
24189	2100	52315				<i>SUBTOTAL Disability</i>	\$57.00	\$0.00	\$57.00	\$0.00	\$0.00	\$0.00	\$57.00	0.00
		52500				Unemployment Compensation								
		0000				No Program								
24189	2100	52500	0000	000		GADSDEN DIST OFFICE	\$43.00	\$0.00	\$43.00	\$13.74	\$38.93	\$14.23	(\$10.16)	0.00
24189	2100	52500	0000			<i>SUBTOTAL No Program</i>	\$43.00	\$0.00	\$43.00	\$13.74	\$38.93	\$14.23	(\$10.16)	0.00
24189	2100	52500				<i>SUBTOTAL Unemployment Compensation</i>	\$43.00	\$0.00	\$43.00	\$13.74	\$38.93	\$14.23	(\$10.16)	0.00
		52710				Workers Compensation Premium								
		0000				No Program								
24189	2100	52710	0000	000		GADSDEN DIST OFFICE	\$1,455.00	\$0.00	\$1,455.00	\$511.02	\$1,447.79	\$529.14	(\$521.93)	0.00
24189	2100	52710	0000			<i>SUBTOTAL No Program</i>	\$1,455.00	\$0.00	\$1,455.00	\$511.02	\$1,447.79	\$529.14	(\$521.93)	0.00
24189	2100	52710				<i>SUBTOTAL Workers Compensation Premium</i>	\$1,455.00	\$0.00	\$1,455.00	\$511.02	\$1,447.79	\$529.14	(\$521.93)	0.00
		52720				Workers Compensation Employer's Fee								
		0000				No Program								
24189	2100	52720	0000	000		GADSDEN DIST OFFICE	\$10.00	\$0.00	\$10.00	\$2.30	\$6.90	\$2.30	\$0.80	0.00
24189	2100	52720	0000			<i>SUBTOTAL No Program</i>	\$10.00	\$0.00	\$10.00	\$2.30	\$6.90	\$2.30	\$0.80	0.00
24189	2100	52720				<i>SUBTOTAL Workers Compensation Employer's Fee</i>	\$10.00	\$0.00	\$10.00	\$2.30	\$6.90	\$2.30	\$0.80	0.00
		53330				Professional Development								
		0000				No Program								
24189	2100	53330	0000	000		GADSDEN DIST OFFICE	\$70,000.00	\$0.00	\$70,000.00	\$0.00	\$0.00	\$0.00	\$70,000.00	0.00
24189	2100	53330	0000			<i>SUBTOTAL No Program</i>	\$70,000.00	\$0.00	\$70,000.00	\$0.00	\$0.00	\$0.00	\$70,000.00	0.00
24189	2100	53330				<i>SUBTOTAL Professional Development</i>	\$70,000.00	\$0.00	\$70,000.00	\$0.00	\$0.00	\$0.00	\$70,000.00	0.00
24189	2100					<i>SUBTOTAL Support Services-Students</i>	\$157,692.00	\$0.00	\$157,692.00	\$24,688.88	\$69,763.77	\$27,761.56	\$60,166.67	4.00
	2300					Support Services-General Administration								
		53713				Indirect Costs - Program Administration								

State of New Mexico
Public School Operating Budget - Actuals Expenditure Detail Report
Gadsden - Third Quarter (Jan - Mar) - Expenditure
Submitted

Fund	Func	Obj	Prg	Loc	Job	Description	Budget	Adjustments	Adjusted Budget	Current Period	YTD	Encumbrance	Budget Balance	FTE
			0000			No Program								
24189	2300	53713	0000	000		GADSDEN DIST OFFICE	\$16,642.00	\$0.00	\$16,642.00	\$8,559.64	\$11,521.72	\$0.00	\$5,120.28	0.00
24189	2300	53713	0000			<i>SUBTOTAL No Program</i>	<i>\$16,642.00</i>	<i>\$0.00</i>	<i>\$16,642.00</i>	<i>\$8,559.64</i>	<i>\$11,521.72</i>	<i>\$0.00</i>	<i>\$5,120.28</i>	<i>0.00</i>
24189	2300	53713				<i>SUBTOTAL Indirect Costs - Program Administration</i>	<i>\$16,642.00</i>	<i>\$0.00</i>	<i>\$16,642.00</i>	<i>\$8,559.64</i>	<i>\$11,521.72</i>	<i>\$0.00</i>	<i>\$5,120.28</i>	<i>0.00</i>
24189	2300					<i>SUBTOTAL Support Services-General Administration</i>	<i>\$16,642.00</i>	<i>\$0.00</i>	<i>\$16,642.00</i>	<i>\$8,559.64</i>	<i>\$11,521.72</i>	<i>\$0.00</i>	<i>\$5,120.28</i>	<i>0.00</i>
24189	2000					<i>SUBTOTAL Support Services</i>	<i>\$174,334.00</i>	<i>\$0.00</i>	<i>\$174,334.00</i>	<i>\$33,248.52</i>	<i>\$81,285.49</i>	<i>\$27,761.56</i>	<i>\$65,286.95</i>	<i>4.00</i>
24189	2000					<i>TOTAL Student Supp Academic Achievement Title IV</i>	<i>\$1,528,155.00</i>	<i>\$0.00</i>	<i>\$1,528,155.00</i>	<i>\$88,633.73</i>	<i>\$304,695.28</i>	<i>\$776,587.07</i>	<i>\$446,872.65</i>	<i>6.00</i>
24301	2000					CARES Act Support Services								
	2300					Support Services-General Administration								
		53713				Indirect Costs - Program Administration								
			0000			No Program								
24301	2300	53713	0000	000		GADSDEN DIST OFFICE	\$0.00	\$21,926.00	\$21,926.00	\$27,671.90	\$27,671.90	\$0.00	(\$5,745.90)	0.00
24301	2300	53713	0000			<i>SUBTOTAL No Program</i>	<i>\$0.00</i>	<i>\$21,926.00</i>	<i>\$21,926.00</i>	<i>\$27,671.90</i>	<i>\$27,671.90</i>	<i>\$0.00</i>	<i>(\$5,745.90)</i>	<i>0.00</i>
24301	2300	53713				<i>SUBTOTAL Indirect Costs - Program Administration</i>	<i>\$0.00</i>	<i>\$21,926.00</i>	<i>\$21,926.00</i>	<i>\$27,671.90</i>	<i>\$27,671.90</i>	<i>\$0.00</i>	<i>(\$5,745.90)</i>	<i>0.00</i>
24301	2300					<i>SUBTOTAL Support Services-General Administration</i>	<i>\$0.00</i>	<i>\$21,926.00</i>	<i>\$21,926.00</i>	<i>\$27,671.90</i>	<i>\$27,671.90</i>	<i>\$0.00</i>	<i>(\$5,745.90)</i>	<i>0.00</i>
	2500					Central Services								
		57332				Supply Assets (\$5,000 or less)								
			0000			No Program								
24301	2500	57332	0000	000		GADSDEN DIST OFFICE	\$0.00	\$677,420.00	\$677,420.00	\$662,899.00	\$662,899.00	\$8,330.00	\$6,191.00	0.00
24301	2500	57332	0000			<i>SUBTOTAL No Program</i>	<i>\$0.00</i>	<i>\$677,420.00</i>	<i>\$677,420.00</i>	<i>\$662,899.00</i>	<i>\$662,899.00</i>	<i>\$8,330.00</i>	<i>\$6,191.00</i>	<i>0.00</i>
24301	2500	57332				<i>SUBTOTAL Supply Assets (\$5,000 or less)</i>	<i>\$0.00</i>	<i>\$677,420.00</i>	<i>\$677,420.00</i>	<i>\$662,899.00</i>	<i>\$662,899.00</i>	<i>\$8,330.00</i>	<i>\$6,191.00</i>	<i>0.00</i>
24301	2500					<i>SUBTOTAL Central Services</i>	<i>\$0.00</i>	<i>\$677,420.00</i>	<i>\$677,420.00</i>	<i>\$662,899.00</i>	<i>\$662,899.00</i>	<i>\$8,330.00</i>	<i>\$6,191.00</i>	<i>0.00</i>
	2600					Operation & Maintenance of Plant								
		51200				Overtime Expense								
			0000			No Program								
				000		GADSDEN DIST OFFICE								
24301	2600	51200	0000	000	1615	Custodial	\$0.00	\$200,000.00	\$200,000.00	\$10,247.82	\$10,247.82	\$4,530.73	\$185,221.45	0.00
24301	2600	51200	0000	000		<i>SUBTOTAL GADSDEN DIST OFFICE</i>	<i>\$0.00</i>	<i>\$200,000.00</i>	<i>\$200,000.00</i>	<i>\$10,247.82</i>	<i>\$10,247.82</i>	<i>\$4,530.73</i>	<i>\$185,221.45</i>	<i>0.00</i>
24301	2600	51200	0000			<i>SUBTOTAL No Program</i>	<i>\$0.00</i>	<i>\$200,000.00</i>	<i>\$200,000.00</i>	<i>\$10,247.82</i>	<i>\$10,247.82</i>	<i>\$4,530.73</i>	<i>\$185,221.45</i>	<i>0.00</i>

State of New Mexico
Public School Operating Budget - Actuals Expenditure Detail Report
Gadsden - Third Quarter (Jan - Mar) - Expenditure
Submitted

Fund	Func	Obj	Prg	Loc	Job	Description	Budget	Adjustments	Adjusted Budget	Current Period	YTD	Encumbrance	Budget Balance	FTE
24301	2600	51200				<i>SUBTOTAL Overtime Expense</i>	\$0.00	\$200,000.00	\$200,000.00	\$10,247.82	\$10,247.82	\$4,530.73	\$185,221.45	0.00
		51300				Additional Compensation								
			0000			No Program								
				000		GADSDEN DIST OFFICE								
24301	2600	51300	0000	000	1615	Custodial	\$0.00	\$0.00	\$0.00	\$1,836.60	\$1,836.60	\$638.69	(\$2,475.29)	0.00
24301	2600	51300	0000	000		<i>SUBTOTAL GADSDEN DIST OFFICE</i>	\$0.00	\$0.00	\$0.00	\$1,836.60	\$1,836.60	\$638.69	(\$2,475.29)	0.00
24301	2600	51300	0000			<i>SUBTOTAL No Program</i>	\$0.00	\$0.00	\$0.00	\$1,836.60	\$1,836.60	\$638.69	(\$2,475.29)	0.00
24301	2600	51300				<i>SUBTOTAL Additional Compensation</i>	\$0.00	\$0.00	\$0.00	\$1,836.60	\$1,836.60	\$638.69	(\$2,475.29)	0.00
		52111				Educational Retirement								
			0000			No Program								
24301	2600	52111	0000	000		GADSDEN DIST OFFICE	\$0.00	\$0.00	\$0.00	\$1,810.62	\$1,810.62	\$783.17	(\$2,593.79)	0.00
24301	2600	52111	0000			<i>SUBTOTAL No Program</i>	\$0.00	\$0.00	\$0.00	\$1,810.62	\$1,810.62	\$783.17	(\$2,593.79)	0.00
24301	2600	52111				<i>SUBTOTAL Educational Retirement</i>	\$0.00	\$0.00	\$0.00	\$1,810.62	\$1,810.62	\$783.17	(\$2,593.79)	0.00
		52112				ERA - Retiree Health								
			0000			No Program								
24301	2600	52112	0000	000		GADSDEN DIST OFFICE	\$0.00	\$0.00	\$0.00	\$239.02	\$239.02	\$103.37	(\$342.39)	0.00
24301	2600	52112	0000			<i>SUBTOTAL No Program</i>	\$0.00	\$0.00	\$0.00	\$239.02	\$239.02	\$103.37	(\$342.39)	0.00
24301	2600	52112				<i>SUBTOTAL ERA - Retiree Health</i>	\$0.00	\$0.00	\$0.00	\$239.02	\$239.02	\$103.37	(\$342.39)	0.00
		52210				FICA Payments								
			0000			No Program								
24301	2600	52210	0000	000		GADSDEN DIST OFFICE	\$0.00	\$0.00	\$0.00	\$726.20	\$726.20	\$311.79	(\$1,037.99)	0.00
24301	2600	52210	0000			<i>SUBTOTAL No Program</i>	\$0.00	\$0.00	\$0.00	\$726.20	\$726.20	\$311.79	(\$1,037.99)	0.00
24301	2600	52210				<i>SUBTOTAL FICA Payments</i>	\$0.00	\$0.00	\$0.00	\$726.20	\$726.20	\$311.79	(\$1,037.99)	0.00
		52220				Medicare Payments								
			0000			No Program								
24301	2600	52220	0000	000		GADSDEN DIST OFFICE	\$0.00	\$0.00	\$0.00	\$169.86	\$169.86	\$72.94	(\$242.80)	0.00
24301	2600	52220	0000			<i>SUBTOTAL No Program</i>	\$0.00	\$0.00	\$0.00	\$169.86	\$169.86	\$72.94	(\$242.80)	0.00
24301	2600	52220				<i>SUBTOTAL Medicare Payments</i>	\$0.00	\$0.00	\$0.00	\$169.86	\$169.86	\$72.94	(\$242.80)	0.00
		52500				Unemployment Compensation								
			0000			No Program								
24301	2600	52500	0000	000		GADSDEN DIST OFFICE	\$0.00	\$0.00	\$0.00	\$8.87	\$8.87	\$3.85	(\$12.72)	0.00
24301	2600	52500	0000			<i>SUBTOTAL No Program</i>	\$0.00	\$0.00	\$0.00	\$8.87	\$8.87	\$3.85	(\$12.72)	0.00
24301	2600	52500				<i>SUBTOTAL Unemployment Compensation</i>	\$0.00	\$0.00	\$0.00	\$8.87	\$8.87	\$3.85	(\$12.72)	0.00
		52710				Workers Compensation Premium								
			0000			No Program								
24301	2600	52710	0000	000		GADSDEN DIST OFFICE	\$0.00	\$0.00	\$0.00	\$329.95	\$329.95	\$142.72	(\$472.67)	0.00
24301	2600	52710	0000			<i>SUBTOTAL No Program</i>	\$0.00	\$0.00	\$0.00	\$329.95	\$329.95	\$142.72	(\$472.67)	0.00

State of New Mexico
Public School Operating Budget - Actuals Expenditure Detail Report
Gadsden - Third Quarter (Jan - Mar) - Expenditure
Submitted

Fund	Func	Obj	Prg	Loc	Job	Description	Budget	Adjustments	Adjusted Budget	Current Period	YTD	Encumbrance	Budget Balance	FTE
24301	2600	52710				<i>SUBTOTAL Workers Compensation Premium</i>	\$0.00	\$0.00	\$0.00	\$329.95	\$329.95	\$142.72	(\$472.67)	0.00
		54312				Maintenance & Repair - Buildings and Grounds								
			0000			No Program								
24301	2600	54312	0000	000		GADSDEN DIST OFFICE	\$0.00	\$500,000.00	\$500,000.00	\$0.00	\$0.00	\$0.00	\$500,000.00	0.00
24301	2600	54312	0000			<i>SUBTOTAL No Program</i>	\$0.00	\$500,000.00	\$500,000.00	\$0.00	\$0.00	\$0.00	\$500,000.00	0.00
24301	2600	54312				<i>SUBTOTAL Maintenance & Repair - Buildings and Grounds</i>	\$0.00	\$500,000.00	\$500,000.00	\$0.00	\$0.00	\$0.00	\$500,000.00	0.00
		55915				Other Contract Services								
			0000			No Program								
24301	2600	55915	0000	000		GADSDEN DIST OFFICE	\$0.00	\$200,000.00	\$200,000.00	\$0.00	\$0.00	\$128,360.34	\$71,639.66	0.00
24301	2600	55915	0000			<i>SUBTOTAL No Program</i>	\$0.00	\$200,000.00	\$200,000.00	\$0.00	\$0.00	\$128,360.34	\$71,639.66	0.00
24301	2600	55915				<i>SUBTOTAL Other Contract Services</i>	\$0.00	\$200,000.00	\$200,000.00	\$0.00	\$0.00	\$128,360.34	\$71,639.66	0.00
		56118				General Supplies and Materials								
			0000			No Program								
24301	2600	56118	0000	000		GADSDEN DIST OFFICE	\$0.00	\$0.00	\$0.00	\$25,851.71	\$25,851.71	\$1,557.95	(\$27,409.66)	0.00
24301	2600	56118	0000			<i>SUBTOTAL No Program</i>	\$0.00	\$0.00	\$0.00	\$25,851.71	\$25,851.71	\$1,557.95	(\$27,409.66)	0.00
24301	2600	56118				<i>SUBTOTAL General Supplies and Materials</i>	\$0.00	\$0.00	\$0.00	\$25,851.71	\$25,851.71	\$1,557.95	(\$27,409.66)	0.00
24301	2600					<i>SUBTOTAL Operation & Maintenance of Plant</i>	\$0.00	\$900,000.00	\$900,000.00	\$41,220.65	\$41,220.65	\$136,505.55	\$722,273.80	0.00
24301	2000					<i>SUBTOTAL Support Services</i>	\$0.00	\$1,599,346.00	\$1,599,346.00	\$731,791.55	\$731,791.55	\$144,835.55	\$722,718.90	0.00
2430						TOTAL CARES Act	\$0.00	\$1,599,346.00	\$1,599,346.00	\$731,791.55	\$731,791.55	\$144,835.55	\$722,718.90	0.00
24308						CRRSA, ESSER II								
		1000				Instruction								
		51100				Salaries Expense								
			2000			Special Programs								
				000		GADSDEN DIST OFFICE								
24308	1000	51100	2000	000	1412	Teachers- Special Education	\$0.00	\$0.00	\$0.00	\$39,447.79	\$39,447.79	\$21,038.84	(\$60,486.63)	1.00
24308	1000	51100	2000	000		<i>SUBTOTAL GADSDEN DIST OFFICE</i>	\$0.00	\$0.00	\$0.00	\$39,447.79	\$39,447.79	\$21,038.84	(\$60,486.63)	1.00
24308	1000	51100	2000			<i>SUBTOTAL Special Programs</i>	\$0.00	\$0.00	\$0.00	\$39,447.79	\$39,447.79	\$21,038.84	(\$60,486.63)	1.00
24308	1000	51100				<i>SUBTOTAL Salaries Expense</i>	\$0.00	\$0.00	\$0.00	\$39,447.79	\$39,447.79	\$21,038.84	(\$60,486.63)	1.00
		51300				Additional Compensation								
			1010			Regular Education (K-12) Programs								
				000		GADSDEN DIST OFFICE								
24308	1000	51300	1010	000	1411	Teachers-Grades 1-12	\$448,000.00	\$427,288.00	\$875,288.00	\$19,778.25	\$365,670.97	\$0.00	\$509,617.03	0.00
24308	1000	51300	1010	000	1621	Summer School/After School	\$2,762,467.00	(\$2,745,167.00)	\$17,300.00	\$0.00	\$71,924.75	\$0.00	(\$54,624.75)	0.00

State of New Mexico
Public School Operating Budget - Actuals Expenditure Detail Report
Gadsden - Third Quarter (Jan - Mar) - Expenditure
Submitted

Fund	Func	Obj	Prg	Loc	Job	Description	Budget	Adjustments	Adjusted Budget	Current Period	YTD	Encumbrance	Budget Balance	FTE
24308	1000	51300	1010	000		<i>SUBTOTAL GADSDEN DIST OFFICE</i>	\$3,210,467.00	(\$2,317,879.00)	\$892,588.00	\$19,778.25	\$437,595.72	\$0.00	\$454,992.28	0.00
24308	1000	51300	1010			<i>SUBTOTAL Regular Education (K-12) Programs</i>	\$3,210,467.00	(\$2,317,879.00)	\$892,588.00	\$19,778.25	\$437,595.72	\$0.00	\$454,992.28	0.00
			2000			<i>Special Programs</i>								
				000		<i>GADSDEN DIST OFFICE</i>								
24308	1000	51300	2000	000	1412	Teachers- Special Education	\$0.00	\$0.00	\$0.00	\$35,905.56	\$75,795.38	\$200.00	(\$75,995.38)	0.00
24308	1000	51300	2000	000	1621	Summer School/After School	\$1,000,000.00	(\$842,919.00)	\$157,081.00	\$3,316.25	\$8,041.25	\$0.00	\$149,039.75	0.00
24308	1000	51300	2000	000	1711	Instructional Assistants-Grades 1-12	\$0.00	\$0.00	\$0.00	\$0.00	\$276.00	\$0.00	(\$276.00)	0.00
24308	1000	51300	2000	000	1712	Instructional Assistants-Special Education	\$0.00	\$0.00	\$0.00	\$0.00	\$1,152.00	\$0.00	(\$1,152.00)	0.00
24308	1000	51300	2000	000		<i>SUBTOTAL GADSDEN DIST OFFICE</i>	\$1,000,000.00	(\$842,919.00)	\$157,081.00	\$39,221.81	\$85,264.63	\$200.00	\$71,616.37	0.00
24308	1000	51300	2000			<i>SUBTOTAL Special Programs</i>	\$1,000,000.00	(\$842,919.00)	\$157,081.00	\$39,221.81	\$85,264.63	\$200.00	\$71,616.37	0.00
24308	1000	51300				<i>SUBTOTAL Additional Compensation</i>	\$4,210,467.00	(\$3,160,798.00)	\$1,049,669.00	\$59,000.06	\$522,860.35	\$200.00	\$526,608.65	0.00
			52111			<i>Educational Retirement</i>								
				0000		<i>No Program</i>								
24308	1000	52111	0000	000		GADSDEN DIST OFFICE	\$595,800.00	(\$435,912.00)	\$159,888.00	\$14,910.96	\$84,637.46	\$7,090.79	\$68,159.75	0.00
24308	1000	52111	0000			<i>SUBTOTAL No Program</i>	\$595,800.00	(\$435,912.00)	\$159,888.00	\$14,910.96	\$84,637.46	\$7,090.79	\$68,159.75	0.00
24308	1000	52111				<i>SUBTOTAL Educational Retirement</i>	\$595,800.00	(\$435,912.00)	\$159,888.00	\$14,910.96	\$84,637.46	\$7,090.79	\$68,159.75	0.00
			52112			<i>ERA - Retiree Health</i>								
				0000		<i>No Program</i>								
24308	1000	52112	0000	000		GADSDEN DIST OFFICE	\$84,200.00	(\$62,998.00)	\$21,202.00	\$1,968.57	\$11,173.57	\$936.24	\$9,092.19	0.00
24308	1000	52112	0000			<i>SUBTOTAL No Program</i>	\$84,200.00	(\$62,998.00)	\$21,202.00	\$1,968.57	\$11,173.57	\$936.24	\$9,092.19	0.00
24308	1000	52112				<i>SUBTOTAL ERA - Retiree Health</i>	\$84,200.00	(\$62,998.00)	\$21,202.00	\$1,968.57	\$11,173.57	\$936.24	\$9,092.19	0.00
			52210			<i>FICA Payments</i>								
				0000		<i>No Program</i>								
24308	1000	52210	0000	000		GADSDEN DIST OFFICE	\$261,020.00	(\$195,597.00)	\$65,423.00	\$5,884.16	\$34,214.85	\$2,808.73	\$28,399.42	0.00
24308	1000	52210	0000			<i>SUBTOTAL No Program</i>	\$261,020.00	(\$195,597.00)	\$65,423.00	\$5,884.16	\$34,214.85	\$2,808.73	\$28,399.42	0.00
24308	1000	52210				<i>SUBTOTAL FICA Payments</i>	\$261,020.00	(\$195,597.00)	\$65,423.00	\$5,884.16	\$34,214.85	\$2,808.73	\$28,399.42	0.00
			52220			<i>Medicare Payments</i>								
				0000		<i>No Program</i>								
24308	1000	52220	0000	000		GADSDEN DIST OFFICE	\$61,050.00	(\$22,623.00)	\$38,427.00	\$1,375.95	\$8,001.65	\$656.76	\$29,768.59	0.00
24308	1000	52220	0000			<i>SUBTOTAL No Program</i>	\$61,050.00	(\$22,623.00)	\$38,427.00	\$1,375.95	\$8,001.65	\$656.76	\$29,768.59	0.00
24308	1000	52220				<i>SUBTOTAL Medicare Payments</i>	\$61,050.00	(\$22,623.00)	\$38,427.00	\$1,375.95	\$8,001.65	\$656.76	\$29,768.59	0.00
			52312			<i>Life</i>								
				0000		<i>No Program</i>								
24308	1000	52312	0000	000		GADSDEN DIST OFFICE	\$0.00	\$0.00	\$0.00	\$42.08	\$42.08	\$21.04	(\$63.12)	0.00
24308	1000	52312	0000			<i>SUBTOTAL No Program</i>	\$0.00	\$0.00	\$0.00	\$42.08	\$42.08	\$21.04	(\$63.12)	0.00
24308	1000	52312				<i>SUBTOTAL Life</i>	\$0.00	\$0.00	\$0.00	\$42.08	\$42.08	\$21.04	(\$63.12)	0.00
			52500			<i>Unemployment Compensation</i>								

State of New Mexico
Public School Operating Budget - Actuals Expenditure Detail Report
Gadsden - Third Quarter (Jan - Mar) - Expenditure
Submitted

Fund	Func	Obj	Prg	Loc	Job	Description	Budget	Adjustments	Adjusted Budget	Current Period	YTD	Encumbrance	Budget Balance	FTE
			0000			No Program								
24308	1000	52500	0000	000		GADSDEN DIST OFFICE	\$3,000.00	(\$1,050.00)	\$1,950.00	\$73.49	\$417.63	\$34.70	\$1,497.67	0.00
24308	1000	52500	0000			SUBTOTAL No Program	\$3,000.00	(\$1,050.00)	\$1,950.00	\$73.49	\$417.63	\$34.70	\$1,497.67	0.00
24308	1000	52500				SUBTOTAL Unemployment Compensation	\$3,000.00	(\$1,050.00)	\$1,950.00	\$73.49	\$417.63	\$34.70	\$1,497.67	0.00
			52710			Workers Compensation Premium								
			0000			No Program								
24308	1000	52710	0000	000		GADSDEN DIST OFFICE	\$0.00	\$49.00	\$49.00	\$2,717.24	\$15,524.27	\$1,292.22	(\$16,767.49)	0.00
24308	1000	52710	0000			SUBTOTAL No Program	\$0.00	\$49.00	\$49.00	\$2,717.24	\$15,524.27	\$1,292.22	(\$16,767.49)	0.00
24308	1000	52710				SUBTOTAL Workers Compensation Premium	\$0.00	\$49.00	\$49.00	\$2,717.24	\$15,524.27	\$1,292.22	(\$16,767.49)	0.00
			52720			Workers Compensation Employer's Fee								
			0000			No Program								
24308	1000	52720	0000	000		GADSDEN DIST OFFICE	\$0.00	\$0.00	\$0.00	\$6.90	\$6.90	\$2.30	(\$9.20)	0.00
24308	1000	52720	0000			SUBTOTAL No Program	\$0.00	\$0.00	\$0.00	\$6.90	\$6.90	\$2.30	(\$9.20)	0.00
24308	1000	52720				SUBTOTAL Workers Compensation Employer's Fee	\$0.00	\$0.00	\$0.00	\$6.90	\$6.90	\$2.30	(\$9.20)	0.00
			53330			Professional Development								
			0000			No Program								
24308	1000	53330	0000	000		GADSDEN DIST OFFICE	\$0.00	\$0.00	\$0.00	\$22,500.00	\$22,500.00	\$49,987.50	(\$72,487.50)	0.00
24308	1000	53330	0000			SUBTOTAL No Program	\$0.00	\$0.00	\$0.00	\$22,500.00	\$22,500.00	\$49,987.50	(\$72,487.50)	0.00
			1010			Regular Education (K-12) Programs								
24308	1000	53330	1010	000		GADSDEN DIST OFFICE	\$309,924.00	\$1,260,826.00	\$1,570,750.00	\$397,845.31	\$712,099.57	\$555,925.00	\$302,725.43	0.00
24308	1000	53330	1010			SUBTOTAL Regular Education (K-12) Programs	\$309,924.00	\$1,260,826.00	\$1,570,750.00	\$397,845.31	\$712,099.57	\$555,925.00	\$302,725.43	0.00
			2000			Special Programs								
24308	1000	53330	2000	000		GADSDEN DIST OFFICE	\$0.00	\$493,843.00	\$493,843.00	\$4,742.50	\$7,142.50	\$4,800.00	\$481,900.50	0.00
24308	1000	53330	2000			SUBTOTAL Special Programs	\$0.00	\$493,843.00	\$493,843.00	\$4,742.50	\$7,142.50	\$4,800.00	\$481,900.50	0.00
			4010			Bilingual Education Programs								
24308	1000	53330	4010	000		GADSDEN DIST OFFICE	\$0.00	\$91,500.00	\$91,500.00	\$12,755.53	\$60,856.75	\$64,268.16	(\$33,624.91)	0.00
24308	1000	53330	4010			SUBTOTAL Bilingual Education Programs	\$0.00	\$91,500.00	\$91,500.00	\$12,755.53	\$60,856.75	\$64,268.16	(\$33,624.91)	0.00
24308	1000	53330				SUBTOTAL Professional Development	\$309,924.00	\$1,846,169.00	\$2,156,093.00	\$437,843.34	\$802,598.82	\$674,980.66	\$678,513.52	0.00
			53414			Other Services								
			1010			Regular Education (K-12) Programs								
24308	1000	53414	1010	000		GADSDEN DIST OFFICE	\$0.00	\$4,019,406.00	\$4,019,406.00	\$14,475.00	\$3,738,681.25	\$16,972.29	\$263,752.46	0.00
24308	1000	53414	1010			SUBTOTAL Regular Education (K-12) Programs	\$0.00	\$4,019,406.00	\$4,019,406.00	\$14,475.00	\$3,738,681.25	\$16,972.29	\$263,752.46	0.00
			2000			Special Programs								
24308	1000	53414	2000	000		GADSDEN DIST OFFICE	\$0.00	\$0.00	\$0.00	\$1,050.00	\$378,570.00	\$66,389.95	(\$444,959.95)	0.00

State of New Mexico
Public School Operating Budget - Actuals Expenditure Detail Report
Gadsden - Third Quarter (Jan - Mar) - Expenditure
Submitted

Fund	Func	Obj	Prg	Loc	Job	Description	Budget	Adjustments	Adjusted Budget	Current Period	YTD	Encumbrance	Budget Balance	FTE
24308	1000	53414	2000			<i>SUBTOTAL Special Programs</i>	\$0.00	\$0.00	\$0.00	\$1,050.00	\$378,570.00	\$66,389.95	(\$444,959.95)	0.00
24308	1000	53414				<i>SUBTOTAL Other Services</i>	\$0.00	\$4,019,406.00	\$4,019,406.00	\$15,525.00	\$4,117,251.25	\$83,362.24	(\$181,207.49)	0.00
			55819			Employee Travel - Teachers								
				1010		Regular Education (K-12) Programs								
24308	1000	55819	1010	000		GADSDEN DIST OFFICE	\$0.00	\$0.00	\$0.00	\$614.71	\$1,649.32	\$3,950.96	(\$5,600.28)	0.00
24308	1000	55819	1010			<i>SUBTOTAL Regular Education (K-12) Programs</i>	\$0.00	\$0.00	\$0.00	\$614.71	\$1,649.32	\$3,950.96	(\$5,600.28)	0.00
24308	1000	55819				<i>SUBTOTAL Employee Travel - Teachers</i>	\$0.00	\$0.00	\$0.00	\$614.71	\$1,649.32	\$3,950.96	(\$5,600.28)	0.00
			56113			Software								
				1010		Regular Education (K-12) Programs								
24308	1000	56113	1010	000		GADSDEN DIST OFFICE	\$1,156,302.00	(\$156,302.00)	\$1,000,000.00	\$135,035.99	\$156,534.99	\$71,062.36	\$772,402.65	0.00
24308	1000	56113	1010			<i>SUBTOTAL Regular Education (K-12) Programs</i>	\$1,156,302.00	(\$156,302.00)	\$1,000,000.00	\$135,035.99	\$156,534.99	\$71,062.36	\$772,402.65	0.00
			2000			Special Programs								
24308	1000	56113	2000	000		GADSDEN DIST OFFICE	\$0.00	\$0.00	\$0.00	\$0.00	\$18,750.00	\$0.00	(\$18,750.00)	0.00
24308	1000	56113	2000			<i>SUBTOTAL Special Programs</i>	\$0.00	\$0.00	\$0.00	\$0.00	\$18,750.00	\$0.00	(\$18,750.00)	0.00
			4010			Bilingual Education Programs								
24308	1000	56113	4010	000		GADSDEN DIST OFFICE	\$0.00	\$0.00	\$0.00	\$0.00	\$0.00	\$15,000.00	(\$15,000.00)	0.00
24308	1000	56113	4010			<i>SUBTOTAL Bilingual Education Programs</i>	\$0.00	\$0.00	\$0.00	\$0.00	\$0.00	\$15,000.00	(\$15,000.00)	0.00
24308	1000	56113				<i>SUBTOTAL Software</i>	\$1,156,302.00	(\$156,302.00)	\$1,000,000.00	\$135,035.99	\$175,284.99	\$86,062.36	\$738,652.65	0.00
			56118			General Supplies and Materials								
				1010		Regular Education (K-12) Programs								
24308	1000	56118	1010	000		GADSDEN DIST OFFICE	\$434,071.00	\$573,406.00	\$1,007,477.00	\$13,753.20	\$421,107.04	\$76,774.47	\$509,595.49	0.00
24308	1000	56118	1010			<i>SUBTOTAL Regular Education (K-12) Programs</i>	\$434,071.00	\$573,406.00	\$1,007,477.00	\$13,753.20	\$421,107.04	\$76,774.47	\$509,595.49	0.00
			2000			Special Programs								
24308	1000	56118	2000	000		GADSDEN DIST OFFICE	\$0.00	\$0.00	\$0.00	\$15,751.09	\$152,928.59	\$6,300.00	(\$159,228.59)	0.00
24308	1000	56118	2000			<i>SUBTOTAL Special Programs</i>	\$0.00	\$0.00	\$0.00	\$15,751.09	\$152,928.59	\$6,300.00	(\$159,228.59)	0.00
			4010			Bilingual Education Programs								
24308	1000	56118	4010	000		GADSDEN DIST OFFICE	\$0.00	\$220,000.00	\$220,000.00	\$22,240.41	\$22,240.41	\$0.00	\$197,759.59	0.00
24308	1000	56118	4010			<i>SUBTOTAL Bilingual Education Programs</i>	\$0.00	\$220,000.00	\$220,000.00	\$22,240.41	\$22,240.41	\$0.00	\$197,759.59	0.00
24308	1000	56118				<i>SUBTOTAL General Supplies and Materials</i>	\$434,071.00	\$793,406.00	\$1,227,477.00	\$51,744.70	\$596,276.04	\$83,074.47	\$548,126.49	0.00
			57311			Vehicles General								
				4040		Extended Learning Time Programs								
24308	1000	57311	4040	000		GADSDEN DIST OFFICE	\$136,414.00	\$0.00	\$136,414.00	\$23,695.00	\$23,695.00	\$15,000.00	\$97,719.00	0.00

State of New Mexico
Public School Operating Budget - Actuals Expenditure Detail Report
Gadsden - Third Quarter (Jan - Mar) - Expenditure
Submitted

Fund	Func	Obj	Prg	Loc	Job	Description	Budget	Adjustments	Adjusted Budget	Current Period	YTD	Encumbrance	Budget Balance	FTE
24308	1000	57311	4040			<i>SUBTOTAL Extended Learning Time Programs</i>	\$136,414.00	\$0.00	\$136,414.00	\$23,695.00	\$23,695.00	\$15,000.00	\$97,719.00	0.00
24308	1000	57311				<i>SUBTOTAL Vehicles General</i>	\$136,414.00	\$0.00	\$136,414.00	\$23,695.00	\$23,695.00	\$15,000.00	\$97,719.00	0.00
		57331				Fixed Assets (more than \$5,000)								
			1010			Regular Education (K-12) Programs								
24308	1000	57331	1010	000		GADSDEN DIST OFFICE	\$0.00	\$0.00	\$0.00	\$0.00	\$2,493,046.93	\$185,609.67	(\$2,678,656.60)	0.00
24308	1000	57331	1010			<i>SUBTOTAL Regular Education (K-12) Programs</i>	\$0.00	\$0.00	\$0.00	\$0.00	\$2,493,046.93	\$185,609.67	(\$2,678,656.60)	0.00
			2000			Special Programs								
24308	1000	57331	2000	000		GADSDEN DIST OFFICE	\$0.00	\$0.00	\$0.00	\$0.00	\$5,710.00	\$0.00	(\$5,710.00)	0.00
24308	1000	57331	2000			<i>SUBTOTAL Special Programs</i>	\$0.00	\$0.00	\$0.00	\$0.00	\$5,710.00	\$0.00	(\$5,710.00)	0.00
24308	1000	57331				<i>SUBTOTAL Fixed Assets (more than \$5,000)</i>	\$0.00	\$0.00	\$0.00	\$0.00	\$2,498,756.93	\$185,609.67	(\$2,684,366.60)	0.00
		57332				Supply Assets (\$5,000 or less)								
			1010			Regular Education (K-12) Programs								
24308	1000	57332	1010	000		GADSDEN DIST OFFICE	\$4,834,580.00	(\$1,647,619.00)	\$3,186,961.00	\$10,434.52	\$80,184.52	\$254,700.00	\$2,852,076.48	0.00
24308	1000	57332	1010			<i>SUBTOTAL Regular Education (K-12) Programs</i>	\$4,834,580.00	(\$1,647,619.00)	\$3,186,961.00	\$10,434.52	\$80,184.52	\$254,700.00	\$2,852,076.48	0.00
			2000			Special Programs								
24308	1000	57332	2000	000		GADSDEN DIST OFFICE	\$0.00	\$200,000.00	\$200,000.00	\$18,149.19	\$76,947.19	\$27,000.00	\$96,052.81	0.00
24308	1000	57332	2000			<i>SUBTOTAL Special Programs</i>	\$0.00	\$200,000.00	\$200,000.00	\$18,149.19	\$76,947.19	\$27,000.00	\$96,052.81	0.00
24308	1000	57332				<i>SUBTOTAL Supply Assets (\$5,000 or less)</i>	\$4,834,580.00	(\$1,447,619.00)	\$3,386,961.00	\$28,583.71	\$157,131.71	\$281,700.00	\$2,948,129.29	0.00
24308	1000					SUBTOTAL Instruction	\$12,086,828.00	\$1,176,131.00	\$13,262,959.00	\$818,469.65	\$9,088,970.61	\$1,447,821.98	\$2,726,166.41	1.00
		2000				Support Services								
		2100				Support Services-Students								
			51100			Salaries Expense								
			0000			No Program								
			000			GADSDEN DIST OFFICE								
24308	2100	51100	0000	000	1216	Health Assistants	\$0.00	\$0.00	\$0.00	\$7,978.44	\$9,352.00	\$9,308.25	(\$18,660.25)	2.00
24308	2100	51100	0000	000	1218	School/Student Support	\$120,000.00	\$94,160.00	\$214,160.00	\$20,310.18	\$54,160.48	\$27,080.31	\$132,919.21	2.00
24308	2100	51100	0000	000		<i>SUBTOTAL GADSDEN DIST OFFICE</i>	\$120,000.00	\$94,160.00	\$214,160.00	\$28,288.62	\$63,512.48	\$36,388.56	\$114,258.96	4.00
24308	2100	51100	0000			<i>SUBTOTAL No Program</i>	\$120,000.00	\$94,160.00	\$214,160.00	\$28,288.62	\$63,512.48	\$36,388.56	\$114,258.96	4.00
24308	2100	51100				<i>SUBTOTAL Salaries Expense</i>	\$120,000.00	\$94,160.00	\$214,160.00	\$28,288.62	\$63,512.48	\$36,388.56	\$114,258.96	4.00
		51300				Additional Compensation								
			0000			No Program								
			000			GADSDEN DIST OFFICE								
24308	2100	51300	0000	000	1215	Registered Nurses	\$40,000.00	\$0.00	\$40,000.00	\$18,420.00	\$32,750.10	\$620.00	\$6,629.90	0.00

State of New Mexico
Public School Operating Budget - Actuals Expenditure Detail Report
Gadsden - Third Quarter (Jan - Mar) - Expenditure
Submitted

Fund	Func	Obj	Prg	Loc	Job	Description	Budget	Adjustments	Adjusted Budget	Current Period	YTD	Encumbrance	Budget Balance	FTE
24308	2100	51300	0000	000	1216	Health Assistants	\$20,000.00	\$0.00	\$20,000.00	\$0.00	\$217.00	\$0.00	\$19,783.00	0.00
24308	2100	51300	0000	000	1218	School/Student Support	\$0.00	\$0.00	\$0.00	\$0.00	\$1,092.00	\$0.00	(\$1,092.00)	0.00
24308	2100	51300	0000	000		SUBTOTAL GADSDEN DIST OFFICE	\$60,000.00	\$0.00	\$60,000.00	\$18,420.00	\$34,059.10	\$620.00	\$25,320.90	0.00
24308	2100	51300	0000			SUBTOTAL No Program	\$60,000.00	\$0.00	\$60,000.00	\$18,420.00	\$34,059.10	\$620.00	\$25,320.90	0.00
			2000			Special Programs								
			000			GADSDEN DIST OFFICE								
24308	2100	51300	2000	000	1214	Guidance Counselors/Social Workers	\$0.00	\$0.00	\$0.00	\$0.00	\$150.00	\$0.00	(\$150.00)	0.00
24308	2100	51300	2000	000	1311	Diagnosticians	\$100,000.00	(\$41,940.00)	\$58,060.00	\$1,300.00	\$1,300.00	\$0.00	\$56,760.00	0.00
24308	2100	51300	2000	000	1312	Speech Therapists	\$50,000.00	\$0.00	\$50,000.00	\$12,512.50	\$25,241.45	\$455.00	\$24,303.55	0.00
24308	2100	51300	2000	000	1313	Occupational Therapists	\$50,000.00	\$0.00	\$50,000.00	\$0.00	\$0.00	\$0.00	\$50,000.00	0.00
24308	2100	51300	2000	000	1314	Physical/Recreational Therapists	\$500,000.00	(\$441,500.00)	\$58,500.00	\$0.00	\$0.00	\$0.00	\$58,500.00	0.00
24308	2100	51300	2000	000		SUBTOTAL GADSDEN DIST OFFICE	\$700,000.00	(\$483,440.00)	\$216,560.00	\$13,812.50	\$26,691.45	\$455.00	\$189,413.55	0.00
24308	2100	51300	2000			SUBTOTAL Special Programs	\$700,000.00	(\$483,440.00)	\$216,560.00	\$13,812.50	\$26,691.45	\$455.00	\$189,413.55	0.00
24308	2100	51300				SUBTOTAL Additional Compensation	\$760,000.00	(\$483,440.00)	\$276,560.00	\$32,232.50	\$60,750.55	\$1,075.00	\$214,734.45	0.00
			52111			Educational Retirement								
			0000			No Program								
24308	2100	52111	0000	000		GADSDEN DIST OFFICE	\$125,720.00	(\$50,651.00)	\$75,069.00	\$9,168.97	\$18,738.48	\$5,675.75	\$50,654.77	0.00
24308	2100	52111	0000			SUBTOTAL No Program	\$125,720.00	(\$50,651.00)	\$75,069.00	\$9,168.97	\$18,738.48	\$5,675.75	\$50,654.77	0.00
24308	2100	52111				SUBTOTAL Educational Retirement	\$125,720.00	(\$50,651.00)	\$75,069.00	\$9,168.97	\$18,738.48	\$5,675.75	\$50,654.77	0.00
			52112			ERA - Retiree Health								
			0000			No Program								
24308	2100	52112	0000	000		GADSDEN DIST OFFICE	\$17,600.00	(\$1,270.00)	\$16,330.00	\$1,210.49	\$2,472.44	\$749.32	\$13,108.24	0.00
24308	2100	52112	0000			SUBTOTAL No Program	\$17,600.00	(\$1,270.00)	\$16,330.00	\$1,210.49	\$2,472.44	\$749.32	\$13,108.24	0.00
24308	2100	52112				SUBTOTAL ERA - Retiree Health	\$17,600.00	(\$1,270.00)	\$16,330.00	\$1,210.49	\$2,472.44	\$749.32	\$13,108.24	0.00
			52210			FICA Payments								
			0000			No Program								
24308	2100	52210	0000	000		GADSDEN DIST OFFICE	\$54,560.00	(\$23,839.00)	\$30,721.00	\$3,601.49	\$7,414.27	\$2,263.19	\$21,043.54	0.00
24308	2100	52210	0000			SUBTOTAL No Program	\$54,560.00	(\$23,839.00)	\$30,721.00	\$3,601.49	\$7,414.27	\$2,263.19	\$21,043.54	0.00
24308	2100	52210				SUBTOTAL FICA Payments	\$54,560.00	(\$23,839.00)	\$30,721.00	\$3,601.49	\$7,414.27	\$2,263.19	\$21,043.54	0.00
			52220			Medicare Payments								
			0000			No Program								
24308	2100	52220	0000	000		GADSDEN DIST OFFICE	\$12,790.00	(\$5,404.00)	\$7,386.00	\$842.31	\$1,733.93	\$529.30	\$5,122.77	0.00
24308	2100	52220	0000			SUBTOTAL No Program	\$12,790.00	(\$5,404.00)	\$7,386.00	\$842.31	\$1,733.93	\$529.30	\$5,122.77	0.00
24308	2100	52220				SUBTOTAL Medicare Payments	\$12,790.00	(\$5,404.00)	\$7,386.00	\$842.31	\$1,733.93	\$529.30	\$5,122.77	0.00
			52311			Health and Medical Premiums								
			0000			No Program								
24308	2100	52311	0000	000		GADSDEN DIST OFFICE	\$12,385.00	\$0.00	\$12,385.00	\$2,272.72	\$2,272.72	\$1,988.63	\$8,123.65	0.00

State of New Mexico
Public School Operating Budget - Actuals Expenditure Detail Report
Gadsden - Third Quarter (Jan - Mar) - Expenditure
Submitted

Fund	Func	Obj	Prg	Loc	Job	Description	Budget	Adjustments	Adjusted Budget	Current Period	YTD	Encumbrance	Budget Balance	FTE
24308	2100	52311	0000			<i>SUBTOTAL No Program</i>	<i>\$12,385.00</i>	<i>\$0.00</i>	<i>\$12,385.00</i>	<i>\$2,272.72</i>	<i>\$2,272.72</i>	<i>\$1,988.63</i>	<i>\$8,123.65</i>	<i>0.00</i>
24308	2100	52311				<i>SUBTOTAL Health and Medical Premiums</i>	<i>\$12,385.00</i>	<i>\$0.00</i>	<i>\$12,385.00</i>	<i>\$2,272.72</i>	<i>\$2,272.72</i>	<i>\$1,988.63</i>	<i>\$8,123.65</i>	<i>0.00</i>
		52312				Life								
		0000				No Program								
24308	2100	52312	0000	000		GADSDEN DIST OFFICE	\$174.00	\$0.00	\$174.00	\$63.12	\$126.24	\$78.90	(\$31.14)	0.00
24308	2100	52312	0000			<i>SUBTOTAL No Program</i>	<i>\$174.00</i>	<i>\$0.00</i>	<i>\$174.00</i>	<i>\$63.12</i>	<i>\$126.24</i>	<i>\$78.90</i>	<i>(\$31.14)</i>	<i>0.00</i>
24308	2100	52312				<i>SUBTOTAL Life</i>	<i>\$174.00</i>	<i>\$0.00</i>	<i>\$174.00</i>	<i>\$63.12</i>	<i>\$126.24</i>	<i>\$78.90</i>	<i>(\$31.14)</i>	<i>0.00</i>
		52313				Dental								
		0000				No Program								
24308	2100	52313	0000	000		GADSDEN DIST OFFICE	\$614.00	\$0.00	\$614.00	\$131.56	\$217.36	\$138.71	\$257.93	0.00
24308	2100	52313	0000			<i>SUBTOTAL No Program</i>	<i>\$614.00</i>	<i>\$0.00</i>	<i>\$614.00</i>	<i>\$131.56</i>	<i>\$217.36</i>	<i>\$138.71</i>	<i>\$257.93</i>	<i>0.00</i>
24308	2100	52313				<i>SUBTOTAL Dental</i>	<i>\$614.00</i>	<i>\$0.00</i>	<i>\$614.00</i>	<i>\$131.56</i>	<i>\$217.36</i>	<i>\$138.71</i>	<i>\$257.93</i>	<i>0.00</i>
		52314				Vision								
		0000				No Program								
24308	2100	52314	0000	000		GADSDEN DIST OFFICE	\$120.00	\$0.00	\$120.00	\$17.52	\$17.52	\$15.33	\$87.15	0.00
24308	2100	52314	0000			<i>SUBTOTAL No Program</i>	<i>\$120.00</i>	<i>\$0.00</i>	<i>\$120.00</i>	<i>\$17.52</i>	<i>\$17.52</i>	<i>\$15.33</i>	<i>\$87.15</i>	<i>0.00</i>
24308	2100	52314				<i>SUBTOTAL Vision</i>	<i>\$120.00</i>	<i>\$0.00</i>	<i>\$120.00</i>	<i>\$17.52</i>	<i>\$17.52</i>	<i>\$15.33</i>	<i>\$87.15</i>	<i>0.00</i>
		52315				Disability								
		0000				No Program								
24308	2100	52315	0000	000		GADSDEN DIST OFFICE	\$108.00	\$0.00	\$108.00	\$0.00	\$0.00	\$0.00	\$108.00	0.00
24308	2100	52315	0000			<i>SUBTOTAL No Program</i>	<i>\$108.00</i>	<i>\$0.00</i>	<i>\$108.00</i>	<i>\$0.00</i>	<i>\$0.00</i>	<i>\$0.00</i>	<i>\$108.00</i>	<i>0.00</i>
24308	2100	52315				<i>SUBTOTAL Disability</i>	<i>\$108.00</i>	<i>\$0.00</i>	<i>\$108.00</i>	<i>\$0.00</i>	<i>\$0.00</i>	<i>\$0.00</i>	<i>\$108.00</i>	<i>0.00</i>
		52500				Unemployment Compensation								
		0000				No Program								
24308	2100	52500	0000	000		GADSDEN DIST OFFICE	\$700.00	\$0.00	\$700.00	\$44.91	\$92.98	\$27.81	\$579.21	0.00
24308	2100	52500	0000			<i>SUBTOTAL No Program</i>	<i>\$700.00</i>	<i>\$0.00</i>	<i>\$700.00</i>	<i>\$44.91</i>	<i>\$92.98</i>	<i>\$27.81</i>	<i>\$579.21</i>	<i>0.00</i>
24308	2100	52500				<i>SUBTOTAL Unemployment Compensation</i>	<i>\$700.00</i>	<i>\$0.00</i>	<i>\$700.00</i>	<i>\$44.91</i>	<i>\$92.98</i>	<i>\$27.81</i>	<i>\$579.21</i>	<i>0.00</i>
		52710				Workers Compensation Premium								
		0000				No Program								
24308	2100	52710	0000	000		GADSDEN DIST OFFICE	\$2,755.00	\$0.00	\$2,755.00	\$1,670.95	\$3,461.53	\$1,034.34	(\$1,740.87)	0.00
24308	2100	52710	0000			<i>SUBTOTAL No Program</i>	<i>\$2,755.00</i>	<i>\$0.00</i>	<i>\$2,755.00</i>	<i>\$1,670.95</i>	<i>\$3,461.53</i>	<i>\$1,034.34</i>	<i>(\$1,740.87)</i>	<i>0.00</i>
24308	2100	52710				<i>SUBTOTAL Workers Compensation Premium</i>	<i>\$2,755.00</i>	<i>\$0.00</i>	<i>\$2,755.00</i>	<i>\$1,670.95</i>	<i>\$3,461.53</i>	<i>\$1,034.34</i>	<i>(\$1,740.87)</i>	<i>0.00</i>
		52720				Workers Compensation Employer's Fee								
		0000				No Program								
24308	2100	52720	0000	000		GADSDEN DIST OFFICE	\$10.00	\$0.00	\$10.00	\$9.20	\$23.00	\$9.20	(\$22.20)	0.00
24308	2100	52720	0000			<i>SUBTOTAL No Program</i>	<i>\$10.00</i>	<i>\$0.00</i>	<i>\$10.00</i>	<i>\$9.20</i>	<i>\$23.00</i>	<i>\$9.20</i>	<i>(\$22.20)</i>	<i>0.00</i>
24308	2100	52720				<i>SUBTOTAL Workers Compensation Employer's Fee</i>	<i>\$10.00</i>	<i>\$0.00</i>	<i>\$10.00</i>	<i>\$9.20</i>	<i>\$23.00</i>	<i>\$9.20</i>	<i>(\$22.20)</i>	<i>0.00</i>

State of New Mexico
Public School Operating Budget - Actuals Expenditure Detail Report
Gadsden - Third Quarter (Jan - Mar) - Expenditure
Submitted

Fund	Func	Obj	Prg	Loc	Job	Description	Budget	Adjustments	Adjusted Budget	Current Period	YTD	Encumbrance	Budget Balance	FTE
			53211			Diagnosticians - Contracted Special Programs								
24308	2100	53211	2000	000		GADSDEN DIST OFFICE	\$0.00	\$0.00	\$0.00	\$5,361.46	\$9,861.46	\$24,424.48	(\$34,285.94)	0.00
24308	2100	53211	2000			<i>SUBTOTAL Special Programs</i>	<i>\$0.00</i>	<i>\$0.00</i>	<i>\$0.00</i>	<i>\$5,361.46</i>	<i>\$9,861.46</i>	<i>\$24,424.48</i>	<i>(\$34,285.94)</i>	<i>0.00</i>
24308	2100	53211				<i>SUBTOTAL Diagnosticians - Contracted</i>	<i>\$0.00</i>	<i>\$0.00</i>	<i>\$0.00</i>	<i>\$5,361.46</i>	<i>\$9,861.46</i>	<i>\$24,424.48</i>	<i>(\$34,285.94)</i>	<i>0.00</i>
			53213			Occupational Therapists - Contracted Special Programs								
24308	2100	53213	2000	000		GADSDEN DIST OFFICE	\$0.00	\$0.00	\$0.00	\$9,539.72	\$9,539.72	\$9,274.18	(\$18,813.90)	0.00
24308	2100	53213	2000			<i>SUBTOTAL Special Programs</i>	<i>\$0.00</i>	<i>\$0.00</i>	<i>\$0.00</i>	<i>\$9,539.72</i>	<i>\$9,539.72</i>	<i>\$9,274.18</i>	<i>(\$18,813.90)</i>	<i>0.00</i>
24308	2100	53213				<i>SUBTOTAL Occupational Therapists - Contracted</i>	<i>\$0.00</i>	<i>\$0.00</i>	<i>\$0.00</i>	<i>\$9,539.72</i>	<i>\$9,539.72</i>	<i>\$9,274.18</i>	<i>(\$18,813.90)</i>	<i>0.00</i>
			53215			Psychologists/Counselors - Contracted Special Programs								
24308	2100	53215	2000	000		GADSDEN DIST OFFICE	\$0.00	\$0.00	\$0.00	\$19,200.00	\$35,600.00	\$29,597.50	(\$65,197.50)	0.00
24308	2100	53215	2000			<i>SUBTOTAL Special Programs</i>	<i>\$0.00</i>	<i>\$0.00</i>	<i>\$0.00</i>	<i>\$19,200.00</i>	<i>\$35,600.00</i>	<i>\$29,597.50</i>	<i>(\$65,197.50)</i>	<i>0.00</i>
24308	2100	53215				<i>SUBTOTAL Psychologists/Counselors - Contracted</i>	<i>\$0.00</i>	<i>\$0.00</i>	<i>\$0.00</i>	<i>\$19,200.00</i>	<i>\$35,600.00</i>	<i>\$29,597.50</i>	<i>(\$65,197.50)</i>	<i>0.00</i>
			53330			Professional Development Special Programs								
24308	2100	53330	2000	000		GADSDEN DIST OFFICE	\$4,100,000.00	(\$4,024,588.00)	\$75,412.00	\$1,185.00	\$2,110.40	\$0.00	\$73,301.60	0.00
24308	2100	53330	2000			<i>SUBTOTAL Special Programs</i>	<i>\$4,100,000.00</i>	<i>(\$4,024,588.00)</i>	<i>\$75,412.00</i>	<i>\$1,185.00</i>	<i>\$2,110.40</i>	<i>\$0.00</i>	<i>\$73,301.60</i>	<i>0.00</i>
24308	2100	53330				<i>SUBTOTAL Professional Development</i>	<i>\$4,100,000.00</i>	<i>(\$4,024,588.00)</i>	<i>\$75,412.00</i>	<i>\$1,185.00</i>	<i>\$2,110.40</i>	<i>\$0.00</i>	<i>\$73,301.60</i>	<i>0.00</i>
			53414			Other Services								
			0000			No Program								
24308	2100	53414	0000	000		GADSDEN DIST OFFICE	\$0.00	\$500,000.00	\$500,000.00	\$0.00	\$0.00	\$0.00	\$500,000.00	0.00
24308	2100	53414	0000			<i>SUBTOTAL No Program</i>	<i>\$0.00</i>	<i>\$500,000.00</i>	<i>\$500,000.00</i>	<i>\$0.00</i>	<i>\$0.00</i>	<i>\$0.00</i>	<i>\$500,000.00</i>	<i>0.00</i>
24308	2100	53414				<i>SUBTOTAL Other Services</i>	<i>\$0.00</i>	<i>\$500,000.00</i>	<i>\$500,000.00</i>	<i>\$0.00</i>	<i>\$0.00</i>	<i>\$0.00</i>	<i>\$500,000.00</i>	<i>0.00</i>
			55818			Other Travel - Non-Employees								
			0000			No Program								
24308	2100	55818	0000	000		GADSDEN DIST OFFICE	\$0.00	\$0.00	\$0.00	\$4,674.37	\$6,560.29	\$0.00	(\$6,560.29)	0.00
24308	2100	55818	0000			<i>SUBTOTAL No Program</i>	<i>\$0.00</i>	<i>\$0.00</i>	<i>\$0.00</i>	<i>\$4,674.37</i>	<i>\$6,560.29</i>	<i>\$0.00</i>	<i>(\$6,560.29)</i>	<i>0.00</i>
24308	2100	55818				<i>SUBTOTAL Other Travel - Non-Employees</i>	<i>\$0.00</i>	<i>\$0.00</i>	<i>\$0.00</i>	<i>\$4,674.37</i>	<i>\$6,560.29</i>	<i>\$0.00</i>	<i>(\$6,560.29)</i>	<i>0.00</i>
			56118			General Supplies and Materials								
			0000			No Program								
24308	2100	56118	0000	000		GADSDEN DIST OFFICE	\$821,348.00	\$0.00	\$821,348.00	\$0.00	\$17,140.00	\$0.00	\$804,208.00	0.00
24308	2100	56118	0000			<i>SUBTOTAL No Program</i>	<i>\$821,348.00</i>	<i>\$0.00</i>	<i>\$821,348.00</i>	<i>\$0.00</i>	<i>\$17,140.00</i>	<i>\$0.00</i>	<i>\$804,208.00</i>	<i>0.00</i>

State of New Mexico
Public School Operating Budget - Actuals Expenditure Detail Report
Gadsden - Third Quarter (Jan - Mar) - Expenditure
Submitted

Fund	Func	Obj	Prg	Loc	Job	Description	Budget	Adjustments	Adjusted Budget	Current Period	YTD	Encumbrance	Budget Balance	FTE
24308	2100	56118				<i>SUBTOTAL General Supplies and Materials</i>	\$821,348.00	\$0.00	\$821,348.00	\$0.00	\$17,140.00	\$0.00	\$804,208.00	0.00
		57331				<i>Fixed Assets (more than \$5,000)</i>								
		2000				<i>Special Programs</i>								
24308	2100	57331	2000	000		GADSDEN DIST OFFICE	\$0.00	\$0.00	\$0.00	\$0.00	\$0.00	\$11,795.00	(\$11,795.00)	0.00
24308	2100	57331	2000			<i>SUBTOTAL Special Programs</i>	\$0.00	\$0.00	\$0.00	\$0.00	\$0.00	\$11,795.00	(\$11,795.00)	0.00
24308	2100	57331				<i>SUBTOTAL Fixed Assets (more than \$5,000)</i>	\$0.00	\$0.00	\$0.00	\$0.00	\$0.00	\$11,795.00	(\$11,795.00)	0.00
		57332				<i>Supply Assets (\$5,000 or less)</i>								
		0000				<i>No Program</i>								
24308	2100	57332	0000	000		GADSDEN DIST OFFICE	\$0.00	\$0.00	\$0.00	\$0.00	\$1,385.00	\$1,638.03	(\$3,023.03)	0.00
24308	2100	57332	0000			<i>SUBTOTAL No Program</i>	\$0.00	\$0.00	\$0.00	\$0.00	\$1,385.00	\$1,638.03	(\$3,023.03)	0.00
		2000				<i>Special Programs</i>								
24308	2100	57332	2000	000		GADSDEN DIST OFFICE	\$2,500,000.00	(\$2,122,131.00)	\$377,869.00	\$25,995.42	\$63,271.42	\$79,200.00	\$235,397.58	0.00
24308	2100	57332	2000			<i>SUBTOTAL Special Programs</i>	\$2,500,000.00	(\$2,122,131.00)	\$377,869.00	\$25,995.42	\$63,271.42	\$79,200.00	\$235,397.58	0.00
24308	2100	57332				<i>SUBTOTAL Supply Assets (\$5,000 or less)</i>	\$2,500,000.00	(\$2,122,131.00)	\$377,869.00	\$25,995.42	\$64,656.42	\$80,838.03	\$232,374.55	0.00
24308	2100					<i>SUBTOTAL Support Services-Students</i>	\$8,528,884.00	(\$6,117,163.00)	\$2,411,721.00	\$145,510.33	\$306,301.79	\$205,903.23	\$1,899,515.98	4.00
		2200				<i>Support Services-Instruction</i>								
		51300				<i>Additional Compensation</i>								
		0000				<i>No Program</i>								
		000				<i>GADSDEN DIST OFFICE</i>								
24308	2200	51300	0000	000	1217	Secretarial/Clerical/Technical Assistants	\$70,000.00	\$0.00	\$70,000.00	\$1,339.87	\$3,646.91	\$552.00	\$65,801.09	0.00
24308	2200	51300	0000	000		<i>SUBTOTAL GADSDEN DIST OFFICE</i>	\$70,000.00	\$0.00	\$70,000.00	\$1,339.87	\$3,646.91	\$552.00	\$65,801.09	0.00
24308	2200	51300	0000			<i>SUBTOTAL No Program</i>	\$70,000.00	\$0.00	\$70,000.00	\$1,339.87	\$3,646.91	\$552.00	\$65,801.09	0.00
24308	2200	51300				<i>SUBTOTAL Additional Compensation</i>	\$70,000.00	\$0.00	\$70,000.00	\$1,339.87	\$3,646.91	\$552.00	\$65,801.09	0.00
		52111				<i>Educational Retirement</i>								
		0000				<i>No Program</i>								
24308	2200	52111	0000	000		GADSDEN DIST OFFICE	\$9,905.00	\$0.00	\$9,905.00	\$0.00	\$199.54	\$83.63	\$9,621.83	0.00
24308	2200	52111	0000			<i>SUBTOTAL No Program</i>	\$9,905.00	\$0.00	\$9,905.00	\$0.00	\$199.54	\$83.63	\$9,621.83	0.00
24308	2200	52111				<i>SUBTOTAL Educational Retirement</i>	\$9,905.00	\$0.00	\$9,905.00	\$0.00	\$199.54	\$83.63	\$9,621.83	0.00
		52112				<i>ERA - Retiree Health</i>								
		0000				<i>No Program</i>								
24308	2200	52112	0000	000		GADSDEN DIST OFFICE	\$1,400.00	\$0.00	\$1,400.00	\$0.00	\$26.34	\$11.04	\$1,362.62	0.00
24308	2200	52112	0000			<i>SUBTOTAL No Program</i>	\$1,400.00	\$0.00	\$1,400.00	\$0.00	\$26.34	\$11.04	\$1,362.62	0.00
24308	2200	52112				<i>SUBTOTAL ERA - Retiree Health</i>	\$1,400.00	\$0.00	\$1,400.00	\$0.00	\$26.34	\$11.04	\$1,362.62	0.00
		52210				<i>FICA Payments</i>								
		0000				<i>No Program</i>								

State of New Mexico
Public School Operating Budget - Actuals Expenditure Detail Report
Gadsden - Third Quarter (Jan - Mar) - Expenditure
Submitted

Fund	Func	Obj	Prg	Loc	Job	Description	Budget	Adjustments	Adjusted Budget	Current Period	YTD	Encumbrance	Budget Balance	FTE
24308	2200	52210	0000	000		GADSDEN DIST OFFICE	\$4,340.00	\$0.00	\$4,340.00	\$83.07	\$226.11	\$34.22	\$4,079.67	0.00
24308	2200	52210	0000			SUBTOTAL No Program	\$4,340.00	\$0.00	\$4,340.00	\$83.07	\$226.11	\$34.22	\$4,079.67	0.00
24308	2200	52210				SUBTOTAL FICA Payments	\$4,340.00	\$0.00	\$4,340.00	\$83.07	\$226.11	\$34.22	\$4,079.67	0.00
		52220				Medicare Payments								
		0000				No Program								
24308	2200	52220	0000	000		GADSDEN DIST OFFICE	\$1,015.00	\$0.00	\$1,015.00	\$19.42	\$52.87	\$8.00	\$954.13	0.00
24308	2200	52220	0000			SUBTOTAL No Program	\$1,015.00	\$0.00	\$1,015.00	\$19.42	\$52.87	\$8.00	\$954.13	0.00
24308	2200	52220				SUBTOTAL Medicare Payments	\$1,015.00	\$0.00	\$1,015.00	\$19.42	\$52.87	\$8.00	\$954.13	0.00
		52500				Unemployment Compensation								
		0000				No Program								
24308	2200	52500	0000	000		GADSDEN DIST OFFICE	\$100.00	\$0.00	\$100.00	\$0.99	\$2.70	\$0.41	\$96.89	0.00
24308	2200	52500	0000			SUBTOTAL No Program	\$100.00	\$0.00	\$100.00	\$0.99	\$2.70	\$0.41	\$96.89	0.00
24308	2200	52500				SUBTOTAL Unemployment Compensation	\$100.00	\$0.00	\$100.00	\$0.99	\$2.70	\$0.41	\$96.89	0.00
		52710				Workers Compensation Premium								
		0000				No Program								
24308	2200	52710	0000	000		GADSDEN DIST OFFICE	\$0.00	\$0.00	\$0.00	\$37.00	\$100.70	\$15.24	(\$115.94)	0.00
24308	2200	52710	0000			SUBTOTAL No Program	\$0.00	\$0.00	\$0.00	\$37.00	\$100.70	\$15.24	(\$115.94)	0.00
24308	2200	52710				SUBTOTAL Workers Compensation Premium	\$0.00	\$0.00	\$0.00	\$37.00	\$100.70	\$15.24	(\$115.94)	0.00
		55818				Other Travel - Non-Employees								
		0000				No Program								
24308	2200	55818	0000	000		GADSDEN DIST OFFICE	\$0.00	\$0.00	\$0.00	\$0.00	\$4,226.47	\$0.00	(\$4,226.47)	0.00
24308	2200	55818	0000			SUBTOTAL No Program	\$0.00	\$0.00	\$0.00	\$0.00	\$4,226.47	\$0.00	(\$4,226.47)	0.00
24308	2200	55818				SUBTOTAL Other Travel - Non-Employees	\$0.00	\$0.00	\$0.00	\$0.00	\$4,226.47	\$0.00	(\$4,226.47)	0.00
		56118				General Supplies and Materials								
		0000				No Program								
24308	2200	56118	0000	000		GADSDEN DIST OFFICE	\$0.00	\$0.00	\$0.00	\$1,090.84	\$1,090.84	\$0.00	(\$1,090.84)	0.00
24308	2200	56118	0000			SUBTOTAL No Program	\$0.00	\$0.00	\$0.00	\$1,090.84	\$1,090.84	\$0.00	(\$1,090.84)	0.00
24308	2200	56118				SUBTOTAL General Supplies and Materials	\$0.00	\$0.00	\$0.00	\$1,090.84	\$1,090.84	\$0.00	(\$1,090.84)	0.00
		57331				Fixed Assets (more than \$5,000)								
		0000				No Program								
24308	2200	57331	0000	000		GADSDEN DIST OFFICE	\$0.00	\$0.00	\$0.00	\$0.00	\$0.00	\$5,263.99	(\$5,263.99)	0.00
24308	2200	57331	0000			SUBTOTAL No Program	\$0.00	\$0.00	\$0.00	\$0.00	\$0.00	\$5,263.99	(\$5,263.99)	0.00
24308	2200	57331				SUBTOTAL Fixed Assets (more than \$5,000)	\$0.00	\$0.00	\$0.00	\$0.00	\$0.00	\$5,263.99	(\$5,263.99)	0.00
		57332				Supply Assets (\$5,000 or less)								
		0000				No Program								

State of New Mexico
Public School Operating Budget - Actuals Expenditure Detail Report
Gadsden - Third Quarter (Jan - Mar) - Expenditure
Submitted

Fund	Func	Obj	Prg	Loc	Job	Description	Budget	Adjustments	Adjusted Budget	Current Period	YTD	Encumbrance	Budget Balance	FTE
24308	2200	57332	0000	000		GADSDEN DIST OFFICE	\$0.00	\$746,000.00	\$746,000.00	\$28,937.21	\$32,267.74	\$167,404.54	\$546,327.72	0.00
24308	2200	57332	0000			<i>SUBTOTAL No Program</i>	<i>\$0.00</i>	<i>\$746,000.00</i>	<i>\$746,000.00</i>	<i>\$28,937.21</i>	<i>\$32,267.74</i>	<i>\$167,404.54</i>	<i>\$546,327.72</i>	<i>0.00</i>
24308	2200	57332				<i>SUBTOTAL Supply Assets (\$5,000 or less)</i>	<i>\$0.00</i>	<i>\$746,000.00</i>	<i>\$746,000.00</i>	<i>\$28,937.21</i>	<i>\$32,267.74</i>	<i>\$167,404.54</i>	<i>\$546,327.72</i>	<i>0.00</i>
24308	2200					<i>SUBTOTAL Support Services-Instruction</i>	<i>\$86,760.00</i>	<i>\$746,000.00</i>	<i>\$832,760.00</i>	<i>\$31,508.40</i>	<i>\$41,840.22</i>	<i>\$173,373.07</i>	<i>\$617,546.71</i>	<i>0.00</i>
				2300		Support Services-General Administration								
					53713	Indirect Costs - Program Administration								
					0000	No Program								
24308	2300	53713	0000	000		GADSDEN DIST OFFICE	\$0.00	\$770,383.00	\$770,383.00	\$305,573.88	\$433,254.98	\$0.00	\$337,128.02	0.00
24308	2300	53713	0000			<i>SUBTOTAL No Program</i>	<i>\$0.00</i>	<i>\$770,383.00</i>	<i>\$770,383.00</i>	<i>\$305,573.88</i>	<i>\$433,254.98</i>	<i>\$0.00</i>	<i>\$337,128.02</i>	<i>0.00</i>
24308	2300	53713				<i>SUBTOTAL Indirect Costs - Program Administration</i>	<i>\$0.00</i>	<i>\$770,383.00</i>	<i>\$770,383.00</i>	<i>\$305,573.88</i>	<i>\$433,254.98</i>	<i>\$0.00</i>	<i>\$337,128.02</i>	<i>0.00</i>
24308	2300					<i>SUBTOTAL Support Services-General Administration</i>	<i>\$0.00</i>	<i>\$770,383.00</i>	<i>\$770,383.00</i>	<i>\$305,573.88</i>	<i>\$433,254.98</i>	<i>\$0.00</i>	<i>\$337,128.02</i>	<i>0.00</i>
				2400		Support Services-School Administration								
					51300	Additional Compensation								
					0000	No Program								
					0000	GADSDEN DIST OFFICE								
24308	2400	51300	0000	000	1112	Principals	\$150,400.00	\$0.00	\$150,400.00	\$0.00	\$15,603.15	\$0.00	\$134,796.85	0.00
24308	2400	51300	0000	000		<i>SUBTOTAL GADSDEN DIST OFFICE</i>	<i>\$150,400.00</i>	<i>\$0.00</i>	<i>\$150,400.00</i>	<i>\$0.00</i>	<i>\$15,603.15</i>	<i>\$0.00</i>	<i>\$134,796.85</i>	<i>0.00</i>
24308	2400	51300	0000			<i>SUBTOTAL No Program</i>	<i>\$150,400.00</i>	<i>\$0.00</i>	<i>\$150,400.00</i>	<i>\$0.00</i>	<i>\$15,603.15</i>	<i>\$0.00</i>	<i>\$134,796.85</i>	<i>0.00</i>
24308	2400	51300				<i>SUBTOTAL Additional Compensation</i>	<i>\$150,400.00</i>	<i>\$0.00</i>	<i>\$150,400.00</i>	<i>\$0.00</i>	<i>\$15,603.15</i>	<i>\$0.00</i>	<i>\$134,796.85</i>	<i>0.00</i>
					52111	Educational Retirement								
					0000	No Program								
24308	2400	52111	0000	000		GADSDEN DIST OFFICE	\$30,300.00	\$0.00	\$30,300.00	\$0.00	\$2,363.88	\$0.00	\$27,936.12	0.00
24308	2400	52111	0000			<i>SUBTOTAL No Program</i>	<i>\$30,300.00</i>	<i>\$0.00</i>	<i>\$30,300.00</i>	<i>\$0.00</i>	<i>\$2,363.88</i>	<i>\$0.00</i>	<i>\$27,936.12</i>	<i>0.00</i>
24308	2400	52111				<i>SUBTOTAL Educational Retirement</i>	<i>\$30,300.00</i>	<i>\$0.00</i>	<i>\$30,300.00</i>	<i>\$0.00</i>	<i>\$2,363.88</i>	<i>\$0.00</i>	<i>\$27,936.12</i>	<i>0.00</i>
					52112	ERA - Retiree Health								
					0000	No Program								
24308	2400	52112	0000	000		GADSDEN DIST OFFICE	\$4,000.00	\$0.00	\$4,000.00	\$0.00	\$312.06	\$0.00	\$3,687.94	0.00
24308	2400	52112	0000			<i>SUBTOTAL No Program</i>	<i>\$4,000.00</i>	<i>\$0.00</i>	<i>\$4,000.00</i>	<i>\$0.00</i>	<i>\$312.06</i>	<i>\$0.00</i>	<i>\$3,687.94</i>	<i>0.00</i>
24308	2400	52112				<i>SUBTOTAL ERA - Retiree Health</i>	<i>\$4,000.00</i>	<i>\$0.00</i>	<i>\$4,000.00</i>	<i>\$0.00</i>	<i>\$312.06</i>	<i>\$0.00</i>	<i>\$3,687.94</i>	<i>0.00</i>
					52210	FICA Payments								
					0000	No Program								
24308	2400	52210	0000	000		GADSDEN DIST OFFICE	\$12,400.00	\$0.00	\$12,400.00	\$0.00	\$949.74	\$0.00	\$11,450.26	0.00
24308	2400	52210	0000			<i>SUBTOTAL No Program</i>	<i>\$12,400.00</i>	<i>\$0.00</i>	<i>\$12,400.00</i>	<i>\$0.00</i>	<i>\$949.74</i>	<i>\$0.00</i>	<i>\$11,450.26</i>	<i>0.00</i>
24308	2400	52210				<i>SUBTOTAL FICA Payments</i>	<i>\$12,400.00</i>	<i>\$0.00</i>	<i>\$12,400.00</i>	<i>\$0.00</i>	<i>\$949.74</i>	<i>\$0.00</i>	<i>\$11,450.26</i>	<i>0.00</i>

State of New Mexico
Public School Operating Budget - Actuals Expenditure Detail Report
Gadsden - Third Quarter (Jan - Mar) - Expenditure
Submitted

Fund	Func	Obj	Prg	Loc	Job	Description	Budget	Adjustments	Adjusted Budget	Current Period	YTD	Encumbrance	Budget Balance	FTE
			52220			Medicare Payments								
			0000			No Program								
24308	2400	52220	0000	000		GADSDEN DIST OFFICE	\$2,900.00	\$0.00	\$2,900.00	\$0.00	\$222.11	\$0.00	\$2,677.89	0.00
24308	2400	52220	0000			SUBTOTAL No Program	\$2,900.00	\$0.00	\$2,900.00	\$0.00	\$222.11	\$0.00	\$2,677.89	0.00
24308	2400	52220				SUBTOTAL Medicare Payments	\$2,900.00	\$0.00	\$2,900.00	\$0.00	\$222.11	\$0.00	\$2,677.89	0.00
			52500			Unemployment Compensation								
			0000			No Program								
24308	2400	52500	0000	000		GADSDEN DIST OFFICE	\$0.00	\$0.00	\$0.00	\$0.00	\$11.59	\$0.00	(\$11.59)	0.00
24308	2400	52500	0000			SUBTOTAL No Program	\$0.00	\$0.00	\$0.00	\$0.00	\$11.59	\$0.00	(\$11.59)	0.00
24308	2400	52500				SUBTOTAL Unemployment Compensation	\$0.00	\$0.00	\$0.00	\$0.00	\$11.59	\$0.00	(\$11.59)	0.00
			52710			Workers Compensation Premium								
			0000			No Program								
24308	2400	52710	0000	000		GADSDEN DIST OFFICE	\$0.00	\$0.00	\$0.00	\$0.00	\$430.81	\$0.00	(\$430.81)	0.00
24308	2400	52710	0000			SUBTOTAL No Program	\$0.00	\$0.00	\$0.00	\$0.00	\$430.81	\$0.00	(\$430.81)	0.00
24308	2400	52710				SUBTOTAL Workers Compensation Premium	\$0.00	\$0.00	\$0.00	\$0.00	\$430.81	\$0.00	(\$430.81)	0.00
24308	2400					SUBTOTAL Support Services-School Administration	\$200,000.00	\$0.00	\$200,000.00	\$0.00	\$19,893.34	\$0.00	\$180,106.66	0.00
			2500			Central Services								
			51300			Additional Compensation								
			0000			No Program								
					000	GADSDEN DIST OFFICE								
24308	2500	51300	0000	000	1217	Secretarial/Clerical/Technical Assistants	\$0.00	\$0.00	\$0.00	\$586.16	\$586.16	\$879.28	(\$1,465.44)	0.00
24308	2500	51300	0000	000	1220	Business Office Support	\$0.00	\$0.00	\$0.00	\$0.00	\$750.00	\$0.00	(\$750.00)	0.00
24308	2500	51300	0000	000		SUBTOTAL GADSDEN DIST OFFICE	\$0.00	\$0.00	\$0.00	\$586.16	\$1,336.16	\$879.28	(\$2,215.44)	0.00
24308	2500	51300	0000			SUBTOTAL No Program	\$0.00	\$0.00	\$0.00	\$586.16	\$1,336.16	\$879.28	(\$2,215.44)	0.00
24308	2500	51300				SUBTOTAL Additional Compensation	\$0.00	\$0.00	\$0.00	\$586.16	\$1,336.16	\$879.28	(\$2,215.44)	0.00
			52111			Educational Retirement								
			0000			No Program								
24308	2500	52111	0000	000		GADSDEN DIST OFFICE	\$0.00	\$0.00	\$0.00	\$88.80	\$202.41	\$133.21	(\$335.62)	0.00
24308	2500	52111	0000			SUBTOTAL No Program	\$0.00	\$0.00	\$0.00	\$88.80	\$202.41	\$133.21	(\$335.62)	0.00
24308	2500	52111				SUBTOTAL Educational Retirement	\$0.00	\$0.00	\$0.00	\$88.80	\$202.41	\$133.21	(\$335.62)	0.00
			52112			ERA - Retiree Health								
			0000			No Program								
24308	2500	52112	0000	000		GADSDEN DIST OFFICE	\$0.00	\$0.00	\$0.00	\$11.72	\$26.73	\$17.58	(\$44.31)	0.00
24308	2500	52112	0000			SUBTOTAL No Program	\$0.00	\$0.00	\$0.00	\$11.72	\$26.73	\$17.58	(\$44.31)	0.00
24308	2500	52112				SUBTOTAL ERA - Retiree Health	\$0.00	\$0.00	\$0.00	\$11.72	\$26.73	\$17.58	(\$44.31)	0.00
			52210			FICA Payments								

State of New Mexico
Public School Operating Budget - Actuals Expenditure Detail Report
Gadsden - Third Quarter (Jan - Mar) - Expenditure
Submitted

Fund	Func	Obj	Prg	Loc	Job	Description	Budget	Adjustments	Adjusted Budget	Current Period	YTD	Encumbrance	Budget Balance	FTE
			0000			No Program								
24308	2500	52210	0000	000		GADSDEN DIST OFFICE	\$0.00	\$0.00	\$0.00	\$36.36	\$81.89	\$54.54	(\$136.43)	0.00
24308	2500	52210	0000			<i>SUBTOTAL No Program</i>	<i>\$0.00</i>	<i>\$0.00</i>	<i>\$0.00</i>	<i>\$36.36</i>	<i>\$81.89</i>	<i>\$54.54</i>	<i>(\$136.43)</i>	<i>0.00</i>
24308	2500	52210				<i>SUBTOTAL FICA Payments</i>	<i>\$0.00</i>	<i>\$0.00</i>	<i>\$0.00</i>	<i>\$36.36</i>	<i>\$81.89</i>	<i>\$54.54</i>	<i>(\$136.43)</i>	<i>0.00</i>
		52220				Medicare Payments								
		0000				No Program								
24308	2500	52220	0000	000		GADSDEN DIST OFFICE	\$0.00	\$0.00	\$0.00	\$8.48	\$19.11	\$12.72	(\$31.83)	0.00
24308	2500	52220	0000			<i>SUBTOTAL No Program</i>	<i>\$0.00</i>	<i>\$0.00</i>	<i>\$0.00</i>	<i>\$8.48</i>	<i>\$19.11</i>	<i>\$12.72</i>	<i>(\$31.83)</i>	<i>0.00</i>
24308	2500	52220				<i>SUBTOTAL Medicare Payments</i>	<i>\$0.00</i>	<i>\$0.00</i>	<i>\$0.00</i>	<i>\$8.48</i>	<i>\$19.11</i>	<i>\$12.72</i>	<i>(\$31.83)</i>	<i>0.00</i>
		52500				Unemployment Compensation								
		0000				No Program								
24308	2500	52500	0000	000		GADSDEN DIST OFFICE	\$0.00	\$0.00	\$0.00	\$0.44	\$1.00	\$0.66	(\$1.66)	0.00
24308	2500	52500	0000			<i>SUBTOTAL No Program</i>	<i>\$0.00</i>	<i>\$0.00</i>	<i>\$0.00</i>	<i>\$0.44</i>	<i>\$1.00</i>	<i>\$0.66</i>	<i>(\$1.66)</i>	<i>0.00</i>
24308	2500	52500				<i>SUBTOTAL Unemployment Compensation</i>	<i>\$0.00</i>	<i>\$0.00</i>	<i>\$0.00</i>	<i>\$0.44</i>	<i>\$1.00</i>	<i>\$0.66</i>	<i>(\$1.66)</i>	<i>0.00</i>
		52710				Workers Compensation Premium								
		0000				No Program								
24308	2500	52710	0000	000		GADSDEN DIST OFFICE	\$0.00	\$0.00	\$0.00	\$16.20	\$36.92	\$24.30	(\$61.22)	0.00
24308	2500	52710	0000			<i>SUBTOTAL No Program</i>	<i>\$0.00</i>	<i>\$0.00</i>	<i>\$0.00</i>	<i>\$16.20</i>	<i>\$36.92</i>	<i>\$24.30</i>	<i>(\$61.22)</i>	<i>0.00</i>
24308	2500	52710				<i>SUBTOTAL Workers Compensation Premium</i>	<i>\$0.00</i>	<i>\$0.00</i>	<i>\$0.00</i>	<i>\$16.20</i>	<i>\$36.92</i>	<i>\$24.30</i>	<i>(\$61.22)</i>	<i>0.00</i>
		53414				Other Services								
		0000				No Program								
24308	2500	53414	0000	000		GADSDEN DIST OFFICE	\$0.00	\$350,000.00	\$350,000.00	\$0.00	\$0.00	\$0.00	\$350,000.00	0.00
24308	2500	53414	0000			<i>SUBTOTAL No Program</i>	<i>\$0.00</i>	<i>\$350,000.00</i>	<i>\$350,000.00</i>	<i>\$0.00</i>	<i>\$0.00</i>	<i>\$0.00</i>	<i>\$350,000.00</i>	<i>0.00</i>
24308	2500	53414				<i>SUBTOTAL Other Services</i>	<i>\$0.00</i>	<i>\$350,000.00</i>	<i>\$350,000.00</i>	<i>\$0.00</i>	<i>\$0.00</i>	<i>\$0.00</i>	<i>\$350,000.00</i>	<i>0.00</i>
		53711				Other Charges								
		0000				No Program								
24308	2500	53711	0000	000		GADSDEN DIST OFFICE	\$50,000.00	\$0.00	\$50,000.00	\$0.00	\$0.00	\$0.00	\$50,000.00	0.00
24308	2500	53711	0000			<i>SUBTOTAL No Program</i>	<i>\$50,000.00</i>	<i>\$0.00</i>	<i>\$50,000.00</i>	<i>\$0.00</i>	<i>\$0.00</i>	<i>\$0.00</i>	<i>\$50,000.00</i>	<i>0.00</i>
24308	2500	53711				<i>SUBTOTAL Other Charges</i>	<i>\$50,000.00</i>	<i>\$0.00</i>	<i>\$50,000.00</i>	<i>\$0.00</i>	<i>\$0.00</i>	<i>\$0.00</i>	<i>\$50,000.00</i>	<i>0.00</i>
24308	2500					<i>SUBTOTAL Central Services</i>	<i>\$50,000.00</i>	<i>\$350,000.00</i>	<i>\$400,000.00</i>	<i>\$748.16</i>	<i>\$1,704.22</i>	<i>\$1,122.29</i>	<i>\$397,173.49</i>	<i>0.00</i>
		2600				Operation & Maintenance of Plant								
		54312				Maintenance & Repair - Buildings and Grounds								
		0000				No Program								
24308	2600	54312	0000	000		GADSDEN DIST OFFICE	\$7,350,492.00	\$2,015,000.00	\$9,365,492.00	\$305,215.65	\$1,989,326.23	\$4,559,892.66	\$2,816,273.11	0.00
24308	2600	54312	0000			<i>SUBTOTAL No Program</i>	<i>\$7,350,492.00</i>	<i>\$2,015,000.00</i>	<i>\$9,365,492.00</i>	<i>\$305,215.65</i>	<i>\$1,989,326.23</i>	<i>\$4,559,892.66</i>	<i>\$2,816,273.11</i>	<i>0.00</i>
24308	2600	54312				<i>SUBTOTAL Maintenance & Repair - Buildings and Grounds</i>	<i>\$7,350,492.00</i>	<i>\$2,015,000.00</i>	<i>\$9,365,492.00</i>	<i>\$305,215.65</i>	<i>\$1,989,326.23</i>	<i>\$4,559,892.66</i>	<i>\$2,816,273.11</i>	<i>0.00</i>

State of New Mexico
Public School Operating Budget - Actuals Expenditure Detail Report
Gadsden - Third Quarter (Jan - Mar) - Expenditure
Submitted

Fund	Func	Obj	Prg	Loc	Job	Description	Budget	Adjustments	Adjusted Budget	Current Period	YTD	Encumbrance	Budget Balance	FTE
		54416				Communication Services								
		0000				No Program								
24308	2600	54416	0000	000		GADSDEN DIST OFFICE	\$1,700,000.00	\$0.00	\$1,700,000.00	\$405,635.66	\$1,128,465.74	\$490,814.26	\$80,720.00	0.00
24308	2600	54416	0000			<i>SUBTOTAL No Program</i>	<i>\$1,700,000.00</i>	<i>\$0.00</i>	<i>\$1,700,000.00</i>	<i>\$405,635.66</i>	<i>\$1,128,465.74</i>	<i>\$490,814.26</i>	<i>\$80,720.00</i>	<i>0.00</i>
24308	2600	54416				<i>SUBTOTAL</i>	<i>\$1,700,000.00</i>	<i>\$0.00</i>	<i>\$1,700,000.00</i>	<i>\$405,635.66</i>	<i>\$1,128,465.74</i>	<i>\$490,814.26</i>	<i>\$80,720.00</i>	<i>0.00</i>
		56113				Communication Services								
		0000				Software								
		0000				No Program								
24308	2600	56113	0000	000		GADSDEN DIST OFFICE	\$0.00	\$0.00	\$0.00	\$0.00	\$0.00	\$198,300.80	(\$198,300.80)	0.00
24308	2600	56113	0000			<i>SUBTOTAL No Program</i>	<i>\$0.00</i>	<i>\$0.00</i>	<i>\$0.00</i>	<i>\$0.00</i>	<i>\$0.00</i>	<i>\$198,300.80</i>	<i>(\$198,300.80)</i>	<i>0.00</i>
24308	2600	56113				<i>SUBTOTAL Software</i>	<i>\$0.00</i>	<i>\$0.00</i>	<i>\$0.00</i>	<i>\$0.00</i>	<i>\$0.00</i>	<i>\$198,300.80</i>	<i>(\$198,300.80)</i>	<i>0.00</i>
		56118				General Supplies and Materials								
		0000				No Program								
24308	2600	56118	0000	000		GADSDEN DIST OFFICE	\$400,000.00	\$350,000.00	\$750,000.00	\$64,321.13	\$440,497.38	\$20,326.74	\$289,175.88	0.00
24308	2600	56118	0000			<i>SUBTOTAL No Program</i>	<i>\$400,000.00</i>	<i>\$350,000.00</i>	<i>\$750,000.00</i>	<i>\$64,321.13</i>	<i>\$440,497.38</i>	<i>\$20,326.74</i>	<i>\$289,175.88</i>	<i>0.00</i>
24308	2600	56118				<i>SUBTOTAL General Supplies and Materials</i>	<i>\$400,000.00</i>	<i>\$350,000.00</i>	<i>\$750,000.00</i>	<i>\$64,321.13</i>	<i>\$440,497.38</i>	<i>\$20,326.74</i>	<i>\$289,175.88</i>	<i>0.00</i>
		57331				Fixed Assets (more than \$5,000)								
		0000				No Program								
24308	2600	57331	0000	000		GADSDEN DIST OFFICE	\$0.00	\$0.00	\$0.00	\$10,695.00	\$10,695.00	\$105,096.80	(\$115,791.80)	0.00
24308	2600	57331	0000			<i>SUBTOTAL No Program</i>	<i>\$0.00</i>	<i>\$0.00</i>	<i>\$0.00</i>	<i>\$10,695.00</i>	<i>\$10,695.00</i>	<i>\$105,096.80</i>	<i>(\$115,791.80)</i>	<i>0.00</i>
24308	2600	57331				<i>SUBTOTAL Fixed Assets (more than \$5,000)</i>	<i>\$0.00</i>	<i>\$0.00</i>	<i>\$0.00</i>	<i>\$10,695.00</i>	<i>\$10,695.00</i>	<i>\$105,096.80</i>	<i>(\$115,791.80)</i>	<i>0.00</i>
		57332				Supply Assets (\$5,000 or less)								
		0000				No Program								
24308	2600	57332	0000	000		GADSDEN DIST OFFICE	\$800,000.00	\$609,649.00	\$1,409,649.00	\$67,200.00	\$506,057.21	\$105,096.80	\$798,494.99	0.00
24308	2600	57332	0000			<i>SUBTOTAL No Program</i>	<i>\$800,000.00</i>	<i>\$609,649.00</i>	<i>\$1,409,649.00</i>	<i>\$67,200.00</i>	<i>\$506,057.21</i>	<i>\$105,096.80</i>	<i>\$798,494.99</i>	<i>0.00</i>
24308	2600	57332				<i>SUBTOTAL Supply Assets (\$5,000 or less)</i>	<i>\$800,000.00</i>	<i>\$609,649.00</i>	<i>\$1,409,649.00</i>	<i>\$67,200.00</i>	<i>\$506,057.21</i>	<i>\$105,096.80</i>	<i>\$798,494.99</i>	<i>0.00</i>
24308	2600					<i>SUBTOTAL Operation & Maintenance of Plant</i>	<i>\$10,250,492.00</i>	<i>\$2,974,649.00</i>	<i>\$13,225,141.00</i>	<i>\$853,067.44</i>	<i>\$4,075,041.56</i>	<i>\$5,479,528.06</i>	<i>\$3,670,571.38</i>	<i>0.00</i>
	2700					Student Transportation								
		55112				Transportation Contractors								
		0000				No Program								
24308	2700	55112	0000	000		GADSDEN DIST OFFICE	\$260,000.00	\$100,000.00	\$360,000.00	\$0.00	\$0.00	\$0.00	\$360,000.00	0.00
24308	2700	55112	0000			<i>SUBTOTAL No Program</i>	<i>\$260,000.00</i>	<i>\$100,000.00</i>	<i>\$360,000.00</i>	<i>\$0.00</i>	<i>\$0.00</i>	<i>\$0.00</i>	<i>\$360,000.00</i>	<i>0.00</i>
24308	2700	55112				<i>SUBTOTAL Transportation Contractors</i>	<i>\$260,000.00</i>	<i>\$100,000.00</i>	<i>\$360,000.00</i>	<i>\$0.00</i>	<i>\$0.00</i>	<i>\$0.00</i>	<i>\$360,000.00</i>	<i>0.00</i>
24308	2700					<i>SUBTOTAL Student Transportation</i>	<i>\$260,000.00</i>	<i>\$100,000.00</i>	<i>\$360,000.00</i>	<i>\$0.00</i>	<i>\$0.00</i>	<i>\$0.00</i>	<i>\$360,000.00</i>	<i>0.00</i>
24308	2000					<i>SUBTOTAL Support Services</i>	<i>\$19,376,136.00</i>	<i>(\$1,176,131.00)</i>	<i>\$18,200,005.00</i>	<i>\$1,336,408.21</i>	<i>\$4,878,036.11</i>	<i>\$5,859,926.65</i>	<i>\$7,462,042.24</i>	<i>4.00</i>

State of New Mexico
Public School Operating Budget - Actuals Expenditure Detail Report
Gadsden - Third Quarter (Jan - Mar) - Expenditure
Submitted

Fund	Func	Obj	Prg	Loc	Job	Description	Budget	Adjustments	Adjusted Budget	Current Period	YTD	Encumbrance	Budget Balance	FTE
2430						TOTAL CRRSA,	\$31,462,964.00	\$0.00	\$31,462,964.00	\$2,154,877.86	\$13,967,006.72	\$7,307,748.63	\$10,188,208.65	5.00
8						ESSER II								
24316						USDE CRRSA								
						ESSER II 84.425D								
						SHARE ID -								
						PED24316GY201 -								
						Air Quality								
	1000					Instruction								
		56118				General Supplies and								
			1010			Materials								
						Regular Education (K-								
						12) Programs								
24316	1000	56118	1010	000		GADSDEN DIST OFFICE	\$0.00	\$0.00	\$0.00	\$0.00	\$0.00	\$95,688.00	(\$95,688.00)	0.00
24316	1000	56118	1010			<i>SUBTOTAL Regular</i>	<i>\$0.00</i>	<i>\$0.00</i>	<i>\$0.00</i>	<i>\$0.00</i>	<i>\$0.00</i>	<i>\$95,688.00</i>	<i>(\$95,688.00)</i>	<i>0.00</i>
						<i>Education (K-12) Programs</i>								
24316	1000	56118				<i>SUBTOTAL General</i>	<i>\$0.00</i>	<i>\$0.00</i>	<i>\$0.00</i>	<i>\$0.00</i>	<i>\$0.00</i>	<i>\$95,688.00</i>	<i>(\$95,688.00)</i>	<i>0.00</i>
						<i>Supplies and Materials</i>								
						Supply Assets (\$5,000 or								
						less)								
						Regular Education (K-								
						12) Programs								
24316	1000	57332	1010	000		GADSDEN DIST OFFICE	\$0.00	\$116,643.00	\$116,643.00	\$0.00	\$0.00	\$20,287.50	\$96,355.50	0.00
24316	1000	57332	1010			<i>SUBTOTAL Regular</i>	<i>\$0.00</i>	<i>\$116,643.00</i>	<i>\$116,643.00</i>	<i>\$0.00</i>	<i>\$0.00</i>	<i>\$20,287.50</i>	<i>\$96,355.50</i>	<i>0.00</i>
						<i>Education (K-12) Programs</i>								
24316	1000	57332				<i>SUBTOTAL Supply Assets</i>	<i>\$0.00</i>	<i>\$116,643.00</i>	<i>\$116,643.00</i>	<i>\$0.00</i>	<i>\$0.00</i>	<i>\$20,287.50</i>	<i>\$96,355.50</i>	<i>0.00</i>
						<i>(\$5,000 or less)</i>								
24316	1000					<i>SUBTOTAL</i>	<i>\$0.00</i>	<i>\$116,643.00</i>	<i>\$116,643.00</i>	<i>\$0.00</i>	<i>\$0.00</i>	<i>\$115,975.50</i>	<i>\$667.50</i>	<i>0.00</i>
						<i>Instruction</i>								
2431						TOTAL USDE	\$0.00	\$116,643.00	\$116,643.00	\$0.00	\$0.00	\$115,975.50	\$667.50	0.00
6						CRRSA ESSER II								
						84.425D SHARE								
						ID -								
						PED24316GY201 -								
						Air Quality								
24330						24330 - ARP ESSER								
						III CDFA 84.425U								
	1000					Instruction								
		51100				Salaries Expense								
			1010			Regular Education (K-								
						12) Programs								
						GADSDEN DIST								
						OFFICE								
24330	1000	51100	1010	000	1411	Teachers-Grades 1-12	\$0.00	\$0.00	\$0.00	\$0.00	\$0.00	\$0.00	\$0.00	0.00
24330	1000	51100	1010	000		<i>SUBTOTAL GADSDEN</i>	<i>\$0.00</i>	<i>\$0.00</i>	<i>\$0.00</i>	<i>\$0.00</i>	<i>\$0.00</i>	<i>\$0.00</i>	<i>\$0.00</i>	<i>0.00</i>
						<i>DIST OFFICE</i>								
24330	1000	51100	1010			<i>SUBTOTAL Regular</i>	<i>\$0.00</i>	<i>\$0.00</i>	<i>\$0.00</i>	<i>\$0.00</i>	<i>\$0.00</i>	<i>\$0.00</i>	<i>\$0.00</i>	<i>0.00</i>
						<i>Education (K-12) Programs</i>								
24330	1000	51100				<i>SUBTOTAL Salaries</i>	<i>\$0.00</i>	<i>\$0.00</i>	<i>\$0.00</i>	<i>\$0.00</i>	<i>\$0.00</i>	<i>\$0.00</i>	<i>\$0.00</i>	<i>0.00</i>
						<i>Expense</i>								

State of New Mexico
Public School Operating Budget - Actuals Expenditure Detail Report
Gadsden - Third Quarter (Jan - Mar) - Expenditure
Submitted

Fund	Func	Obj	Prg	Loc	Job	Description	Budget	Adjustments	Adjusted Budget	Current Period	YTD	Encumbrance	Budget Balance	FTE
		51300				Additional Compensation								
			1010			Regular Education (K-12) Programs								
				000		GADSDEN DIST OFFICE								
24330	1000	51300	1010	000	1411	Teachers-Grades 1-12	\$0.00	\$0.00	\$0.00	\$0.00	\$0.00	\$0.00	\$0.00	0.00
<i>24330</i>	<i>1000</i>	<i>51300</i>	<i>1010</i>	<i>000</i>		<i>SUBTOTAL GADSDEN DIST OFFICE</i>	<i>\$0.00</i>	<i>\$0.00</i>	<i>\$0.00</i>	<i>\$0.00</i>	<i>\$0.00</i>	<i>\$0.00</i>	<i>\$0.00</i>	<i>0.00</i>
<i>24330</i>	<i>1000</i>	<i>51300</i>	<i>1010</i>			<i>SUBTOTAL Regular Education (K-12) Programs</i>	<i>\$0.00</i>	<i>\$0.00</i>	<i>\$0.00</i>	<i>\$0.00</i>	<i>\$0.00</i>	<i>\$0.00</i>	<i>\$0.00</i>	<i>0.00</i>
<i>24330</i>	<i>1000</i>	<i>51300</i>				<i>SUBTOTAL Additional Compensation</i>	<i>\$0.00</i>	<i>\$0.00</i>	<i>\$0.00</i>	<i>\$0.00</i>	<i>\$0.00</i>	<i>\$0.00</i>	<i>\$0.00</i>	<i>0.00</i>
		53330				Professional Development								
			1010			Regular Education (K-12) Programs								
24330	1000	53330	1010	000		GADSDEN DIST OFFICE	\$0.00	\$0.00	\$0.00	\$0.00	\$0.00	\$0.00	\$0.00	0.00
<i>24330</i>	<i>1000</i>	<i>53330</i>	<i>1010</i>			<i>SUBTOTAL Regular Education (K-12) Programs</i>	<i>\$0.00</i>	<i>\$0.00</i>	<i>\$0.00</i>	<i>\$0.00</i>	<i>\$0.00</i>	<i>\$0.00</i>	<i>\$0.00</i>	<i>0.00</i>
<i>24330</i>	<i>1000</i>	<i>53330</i>				<i>SUBTOTAL Professional Development</i>	<i>\$0.00</i>	<i>\$0.00</i>	<i>\$0.00</i>	<i>\$0.00</i>	<i>\$0.00</i>	<i>\$0.00</i>	<i>\$0.00</i>	<i>0.00</i>
		53414				Other Services								
			1010			Regular Education (K-12) Programs								
24330	1000	53414	1010	000		GADSDEN DIST OFFICE	\$0.00	\$0.00	\$0.00	\$0.00	\$0.00	\$0.00	\$0.00	0.00
<i>24330</i>	<i>1000</i>	<i>53414</i>	<i>1010</i>			<i>SUBTOTAL Regular Education (K-12) Programs</i>	<i>\$0.00</i>	<i>\$0.00</i>	<i>\$0.00</i>	<i>\$0.00</i>	<i>\$0.00</i>	<i>\$0.00</i>	<i>\$0.00</i>	<i>0.00</i>
<i>24330</i>	<i>1000</i>	<i>53414</i>				<i>SUBTOTAL Other Services</i>	<i>\$0.00</i>	<i>\$0.00</i>	<i>\$0.00</i>	<i>\$0.00</i>	<i>\$0.00</i>	<i>\$0.00</i>	<i>\$0.00</i>	<i>0.00</i>
		55819				Employee Travel - Teachers								
			1010			Regular Education (K-12) Programs								
24330	1000	55819	1010	000		GADSDEN DIST OFFICE	\$0.00	\$0.00	\$0.00	\$0.00	\$0.00	\$0.00	\$0.00	0.00
<i>24330</i>	<i>1000</i>	<i>55819</i>	<i>1010</i>			<i>SUBTOTAL Regular Education (K-12) Programs</i>	<i>\$0.00</i>	<i>\$0.00</i>	<i>\$0.00</i>	<i>\$0.00</i>	<i>\$0.00</i>	<i>\$0.00</i>	<i>\$0.00</i>	<i>0.00</i>
<i>24330</i>	<i>1000</i>	<i>55819</i>				<i>SUBTOTAL Employee Travel - Teachers</i>	<i>\$0.00</i>	<i>\$0.00</i>	<i>\$0.00</i>	<i>\$0.00</i>	<i>\$0.00</i>	<i>\$0.00</i>	<i>\$0.00</i>	<i>0.00</i>
		56113				Software								
			1010			Regular Education (K-12) Programs								
24330	1000	56113	1010	000		GADSDEN DIST OFFICE	\$0.00	\$0.00	\$0.00	\$0.00	\$0.00	\$0.00	\$0.00	0.00
<i>24330</i>	<i>1000</i>	<i>56113</i>	<i>1010</i>			<i>SUBTOTAL Regular Education (K-12) Programs</i>	<i>\$0.00</i>	<i>\$0.00</i>	<i>\$0.00</i>	<i>\$0.00</i>	<i>\$0.00</i>	<i>\$0.00</i>	<i>\$0.00</i>	<i>0.00</i>
<i>24330</i>	<i>1000</i>	<i>56113</i>				<i>SUBTOTAL Software</i>	<i>\$0.00</i>	<i>\$0.00</i>	<i>\$0.00</i>	<i>\$0.00</i>	<i>\$0.00</i>	<i>\$0.00</i>	<i>\$0.00</i>	<i>0.00</i>
		56118				General Supplies and Materials								
			1010			Regular Education (K-12) Programs								
24330	1000	56118	1010	000		GADSDEN DIST OFFICE	\$0.00	\$0.00	\$0.00	\$0.00	\$0.00	\$0.00	\$0.00	0.00
<i>24330</i>	<i>1000</i>	<i>56118</i>	<i>1010</i>			<i>SUBTOTAL Regular Education (K-12) Programs</i>	<i>\$0.00</i>	<i>\$0.00</i>	<i>\$0.00</i>	<i>\$0.00</i>	<i>\$0.00</i>	<i>\$0.00</i>	<i>\$0.00</i>	<i>0.00</i>

State of New Mexico
Public School Operating Budget - Actuals Expenditure Detail Report
Gadsden - Third Quarter (Jan - Mar) - Expenditure
Submitted

Fund	Func	Obj	Prg	Loc	Job	Description	Budget	Adjustments	Adjusted Budget	Current Period	YTD	Encumbrance	Budget Balance	FTE	
24330	1000	56118				<i>SUBTOTAL General Supplies and Materials</i>	\$0.00	\$0.00	\$0.00	\$0.00		\$0.00	\$0.00	\$0.00	0.00
		57331				Fixed Assets (more than \$5,000)									
					1010	Regular Education (K-12) Programs									
24330	1000	57331	1010	000		GADSDEN DIST OFFICE	\$0.00	\$0.00	\$0.00	\$0.00		\$0.00	\$0.00	\$0.00	0.00
24330	1000	57331	1010			<i>SUBTOTAL Regular Education (K-12) Programs</i>	\$0.00	\$0.00	\$0.00	\$0.00		\$0.00	\$0.00	\$0.00	0.00
24330	1000	57331				<i>SUBTOTAL Fixed Assets (more than \$5,000)</i>	\$0.00	\$0.00	\$0.00	\$0.00		\$0.00	\$0.00	\$0.00	0.00
		57332				Supply Assets (\$5,000 or less)									
					1010	Regular Education (K-12) Programs									
24330	1000	57332	1010	000		GADSDEN DIST OFFICE	\$0.00	\$0.00	\$0.00	\$0.00		\$0.00	\$0.00	\$0.00	0.00
24330	1000	57332	1010			<i>SUBTOTAL Regular Education (K-12) Programs</i>	\$0.00	\$0.00	\$0.00	\$0.00		\$0.00	\$0.00	\$0.00	0.00
24330	1000	57332				<i>SUBTOTAL Supply Assets (\$5,000 or less)</i>	\$0.00	\$0.00	\$0.00	\$0.00		\$0.00	\$0.00	\$0.00	0.00
24330	1000					SUBTOTAL	\$0.00	\$0.00	\$0.00	\$0.00		\$0.00	\$0.00	\$0.00	0.00
		2000				Instruction									
		2100				Support Services									
						Support Services-Students									
		51100				Salaries Expense									
					0000	No Program									
					000	GADSDEN DIST OFFICE									
24330	2100	51100	0000	000	1215	Registered Nurses	\$0.00	\$0.00	\$0.00	\$0.00		\$0.00	\$0.00	\$0.00	0.00
24330	2100	51100	0000	000		<i>SUBTOTAL GADSDEN DIST OFFICE</i>	\$0.00	\$0.00	\$0.00	\$0.00		\$0.00	\$0.00	\$0.00	0.00
24330	2100	51100	0000			<i>SUBTOTAL No Program</i>	\$0.00	\$0.00	\$0.00	\$0.00		\$0.00	\$0.00	\$0.00	0.00
24330	2100	51100				<i>SUBTOTAL Salaries Expense</i>	\$0.00	\$0.00	\$0.00	\$0.00		\$0.00	\$0.00	\$0.00	0.00
		51300				Additional Compensation									
					0000	No Program									
					000	GADSDEN DIST OFFICE									
24330	2100	51300	0000	000	1215	Registered Nurses	\$0.00	\$0.00	\$0.00	\$0.00		\$0.00	\$0.00	\$0.00	0.00
24330	2100	51300	0000	000		<i>SUBTOTAL GADSDEN DIST OFFICE</i>	\$0.00	\$0.00	\$0.00	\$0.00		\$0.00	\$0.00	\$0.00	0.00
24330	2100	51300	0000			<i>SUBTOTAL No Program</i>	\$0.00	\$0.00	\$0.00	\$0.00		\$0.00	\$0.00	\$0.00	0.00
24330	2100	51300				<i>SUBTOTAL Additional Compensation</i>	\$0.00	\$0.00	\$0.00	\$0.00		\$0.00	\$0.00	\$0.00	0.00
		53211				Diagnosticians - Contracted									
					2000	Special Programs									
24330	2100	53211	2000	000		GADSDEN DIST OFFICE	\$0.00	\$0.00	\$0.00	\$0.00		\$0.00	\$0.00	\$0.00	0.00
24330	2100	53211	2000			<i>SUBTOTAL Special Programs</i>	\$0.00	\$0.00	\$0.00	\$0.00		\$0.00	\$0.00	\$0.00	0.00

State of New Mexico
Public School Operating Budget - Actuals Expenditure Detail Report
Gadsden - Third Quarter (Jan - Mar) - Expenditure
Submitted

Fund	Func	Obj	Prg	Loc	Job	Description	Budget	Adjustments	Adjusted Budget	Current Period	YTD	Encumbrance	Budget Balance	FTE	
24330	2100	53211				<i>SUBTOTAL Diagnosticians - Contracted</i>	\$0.00	\$0.00	\$0.00	\$0.00		\$0.00	\$0.00	\$0.00	0.00
		53213				Occupational Therapists - Contracted									
		2000				Special Programs									
24330	2100	53213	2000	000		GADSDEN DIST OFFICE	\$0.00	\$0.00	\$0.00	\$0.00	\$0.00	\$0.00	\$0.00	\$0.00	0.00
24330	2100	53213	2000			<i>SUBTOTAL Special Programs</i>	\$0.00	\$0.00	\$0.00	\$0.00	\$0.00	\$0.00	\$0.00	\$0.00	0.00
24330	2100	53213				<i>SUBTOTAL Occupational Therapists - Contracted</i>	\$0.00	\$0.00	\$0.00	\$0.00	\$0.00	\$0.00	\$0.00	\$0.00	0.00
		53215				Psychologists/Counselors - Contracted									
		2000				Special Programs									
24330	2100	53215	2000	000		GADSDEN DIST OFFICE	\$0.00	\$0.00	\$0.00	\$0.00	\$0.00	\$0.00	\$0.00	\$0.00	0.00
24330	2100	53215	2000			<i>SUBTOTAL Special Programs</i>	\$0.00	\$0.00	\$0.00	\$0.00	\$0.00	\$0.00	\$0.00	\$0.00	0.00
24330	2100	53215				<i>SUBTOTAL Psychologists/Counselors - Contracted</i>	\$0.00	\$0.00	\$0.00	\$0.00	\$0.00	\$0.00	\$0.00	\$0.00	0.00
		53330				Professional Development									
		0000				No Program									
24330	2100	53330	0000	000		GADSDEN DIST OFFICE	\$0.00	\$0.00	\$0.00	\$0.00	\$0.00	\$0.00	\$0.00	\$0.00	0.00
24330	2100	53330	0000			<i>SUBTOTAL No Program</i>	\$0.00	\$0.00	\$0.00	\$0.00	\$0.00	\$0.00	\$0.00	\$0.00	0.00
		2000				Special Programs									
24330	2100	53330	2000	000		GADSDEN DIST OFFICE	\$0.00	\$0.00	\$0.00	\$0.00	\$0.00	\$0.00	\$0.00	\$0.00	0.00
24330	2100	53330	2000			<i>SUBTOTAL Special Programs</i>	\$0.00	\$0.00	\$0.00	\$0.00	\$0.00	\$0.00	\$0.00	\$0.00	0.00
24330	2100	53330				<i>SUBTOTAL Professional Development</i>	\$0.00	\$0.00	\$0.00	\$0.00	\$0.00	\$0.00	\$0.00	\$0.00	0.00
		53414				Other Services									
		0000				No Program									
24330	2100	53414	0000	000		GADSDEN DIST OFFICE	\$0.00	\$0.00	\$0.00	\$0.00	\$0.00	\$0.00	\$0.00	\$0.00	0.00
24330	2100	53414	0000			<i>SUBTOTAL No Program</i>	\$0.00	\$0.00	\$0.00	\$0.00	\$0.00	\$0.00	\$0.00	\$0.00	0.00
24330	2100	53414				<i>SUBTOTAL Other Services</i>	\$0.00	\$0.00	\$0.00	\$0.00	\$0.00	\$0.00	\$0.00	\$0.00	0.00
		53711				Other Charges									
		0000				No Program									
24330	2100	53711	0000	000		GADSDEN DIST OFFICE	\$0.00	\$0.00	\$0.00	\$0.00	\$0.00	\$0.00	\$0.00	\$0.00	0.00
24330	2100	53711	0000			<i>SUBTOTAL No Program</i>	\$0.00	\$0.00	\$0.00	\$0.00	\$0.00	\$0.00	\$0.00	\$0.00	0.00
24330	2100	53711				<i>SUBTOTAL Other Charges</i>	\$0.00	\$0.00	\$0.00	\$0.00	\$0.00	\$0.00	\$0.00	\$0.00	0.00
		56118				General Supplies and Materials									
		0000				No Program									
24330	2100	56118	0000	000		GADSDEN DIST OFFICE	\$0.00	\$0.00	\$0.00	\$0.00	\$0.00	\$0.00	\$0.00	\$0.00	0.00
24330	2100	56118	0000			<i>SUBTOTAL No Program</i>	\$0.00	\$0.00	\$0.00	\$0.00	\$0.00	\$0.00	\$0.00	\$0.00	0.00
24330	2100	56118				<i>SUBTOTAL General Supplies and Materials</i>	\$0.00	\$0.00	\$0.00	\$0.00	\$0.00	\$0.00	\$0.00	\$0.00	0.00
		57331				Fixed Assets (more than \$5,000)									

State of New Mexico
Public School Operating Budget - Actuals Expenditure Detail Report
Gadsden - Third Quarter (Jan - Mar) - Expenditure
Submitted

Fund	Func	Obj	Prg	Loc	Job	Description	Budget	Adjustments	Adjusted Budget	Current Period	YTD	Encumbrance	Budget Balance	FTE
			0000			No Program								
24330	2100	57331	0000	000		GADSDEN DIST OFFICE	\$0.00	\$0.00	\$0.00	\$0.00	\$0.00	\$0.00	\$0.00	0.00
24330	2100	57331	0000			<i>SUBTOTAL No Program</i>	<i>\$0.00</i>	<i>\$0.00</i>	<i>\$0.00</i>	<i>\$0.00</i>	<i>\$0.00</i>	<i>\$0.00</i>	<i>\$0.00</i>	<i>0.00</i>
24330	2100	57331				<i>SUBTOTAL Fixed Assets (more than \$5,000)</i>	<i>\$0.00</i>	<i>\$0.00</i>	<i>\$0.00</i>	<i>\$0.00</i>	<i>\$0.00</i>	<i>\$0.00</i>	<i>\$0.00</i>	<i>0.00</i>
			57332			Supply Assets (\$5,000 or less)								
			0000			No Program								
24330	2100	57332	0000	000		GADSDEN DIST OFFICE	\$0.00	\$0.00	\$0.00	\$0.00	\$0.00	\$0.00	\$0.00	0.00
24330	2100	57332	0000			<i>SUBTOTAL No Program</i>	<i>\$0.00</i>	<i>\$0.00</i>	<i>\$0.00</i>	<i>\$0.00</i>	<i>\$0.00</i>	<i>\$0.00</i>	<i>\$0.00</i>	<i>0.00</i>
24330	2100	57332				<i>SUBTOTAL Supply Assets (\$5,000 or less)</i>	<i>\$0.00</i>	<i>\$0.00</i>	<i>\$0.00</i>	<i>\$0.00</i>	<i>\$0.00</i>	<i>\$0.00</i>	<i>\$0.00</i>	<i>0.00</i>
24330	2100					<i>SUBTOTAL Support Services-Students</i>	<i>\$0.00</i>	<i>\$0.00</i>	<i>\$0.00</i>	<i>\$0.00</i>	<i>\$0.00</i>	<i>\$0.00</i>	<i>\$0.00</i>	<i>0.00</i>
			2300			Support Services-General Administration								
			53713			Indirect Costs - Program Administration								
			0000			No Program								
24330	2300	53713	0000	000		GADSDEN DIST OFFICE	\$0.00	\$0.00	\$0.00	\$0.00	\$0.00	\$0.00	\$0.00	0.00
24330	2300	53713	0000			<i>SUBTOTAL No Program</i>	<i>\$0.00</i>	<i>\$0.00</i>	<i>\$0.00</i>	<i>\$0.00</i>	<i>\$0.00</i>	<i>\$0.00</i>	<i>\$0.00</i>	<i>0.00</i>
24330	2300	53713				<i>SUBTOTAL Indirect Costs - Program Administration</i>	<i>\$0.00</i>	<i>\$0.00</i>	<i>\$0.00</i>	<i>\$0.00</i>	<i>\$0.00</i>	<i>\$0.00</i>	<i>\$0.00</i>	<i>0.00</i>
24330	2300					<i>SUBTOTAL Support Services-General Administration</i>	<i>\$0.00</i>	<i>\$0.00</i>	<i>\$0.00</i>	<i>\$0.00</i>	<i>\$0.00</i>	<i>\$0.00</i>	<i>\$0.00</i>	<i>0.00</i>
			2500			Central Services								
			51100			Salaries Expense								
			0000			No Program								
			0000			GADSDEN DIST OFFICE								
24330	2500	51100	0000	000	1220	Business Office Support	\$0.00	\$0.00	\$0.00	\$0.00	\$0.00	\$0.00	\$0.00	0.00
24330	2500	51100	0000	000	1616	Warehouse/Delivery	\$0.00	\$0.00	\$0.00	\$0.00	\$0.00	\$0.00	\$0.00	0.00
24330	2500	51100	0000	000		<i>SUBTOTAL GADSDEN DIST OFFICE</i>	<i>\$0.00</i>	<i>\$0.00</i>	<i>\$0.00</i>	<i>\$0.00</i>	<i>\$0.00</i>	<i>\$0.00</i>	<i>\$0.00</i>	<i>0.00</i>
24330	2500	51100	0000			<i>SUBTOTAL No Program</i>	<i>\$0.00</i>	<i>\$0.00</i>	<i>\$0.00</i>	<i>\$0.00</i>	<i>\$0.00</i>	<i>\$0.00</i>	<i>\$0.00</i>	<i>0.00</i>
24330	2500	51100				<i>SUBTOTAL Salaries Expense</i>	<i>\$0.00</i>	<i>\$0.00</i>	<i>\$0.00</i>	<i>\$0.00</i>	<i>\$0.00</i>	<i>\$0.00</i>	<i>\$0.00</i>	<i>0.00</i>
			53330			Professional Development								
			0000			No Program								
24330	2500	53330	0000	000		GADSDEN DIST OFFICE	\$0.00	\$0.00	\$0.00	\$0.00	\$0.00	\$0.00	\$0.00	0.00
24330	2500	53330	0000			<i>SUBTOTAL No Program</i>	<i>\$0.00</i>	<i>\$0.00</i>	<i>\$0.00</i>	<i>\$0.00</i>	<i>\$0.00</i>	<i>\$0.00</i>	<i>\$0.00</i>	<i>0.00</i>
24330	2500	53330				<i>SUBTOTAL Professional Development</i>	<i>\$0.00</i>	<i>\$0.00</i>	<i>\$0.00</i>	<i>\$0.00</i>	<i>\$0.00</i>	<i>\$0.00</i>	<i>\$0.00</i>	<i>0.00</i>
			53711			Other Charges								
			0000			No Program								
24330	2500	53711	0000	000		GADSDEN DIST OFFICE	\$0.00	\$0.00	\$0.00	\$0.00	\$0.00	\$0.00	\$0.00	0.00

State of New Mexico
Public School Operating Budget - Actuals Expenditure Detail Report
Gadsden - Third Quarter (Jan - Mar) - Expenditure
Submitted

Fund	Func	Obj	Prg	Loc	Job	Description	Budget	Adjustments	Adjusted Budget	Current Period	YTD	Encumbrance	Budget Balance	FTE	
24330	2500	53711	0000			<i>SUBTOTAL No Program</i>	\$0.00	\$0.00	\$0.00	\$0.00		\$0.00	\$0.00	\$0.00	0.00
24330	2500	53711				<i>SUBTOTAL Other Charges</i>	\$0.00	\$0.00	\$0.00	\$0.00		\$0.00	\$0.00	\$0.00	0.00
		56113				Software									
		0000				No Program									
24330	2500	56113	0000	000		GADSDEN DIST OFFICE	\$0.00	\$0.00	\$0.00	\$0.00		\$0.00	\$0.00	\$0.00	0.00
24330	2500	56113	0000			<i>SUBTOTAL No Program</i>	\$0.00	\$0.00	\$0.00	\$0.00		\$0.00	\$0.00	\$0.00	0.00
24330	2500	56113				<i>SUBTOTAL Software</i>	\$0.00	\$0.00	\$0.00	\$0.00		\$0.00	\$0.00	\$0.00	0.00
		57331				Fixed Assets (more than \$5,000)									
		0000				No Program									
24330	2500	57331	0000	000		GADSDEN DIST OFFICE	\$0.00	\$0.00	\$0.00	\$0.00		\$0.00	\$0.00	\$0.00	0.00
24330	2500	57331	0000			<i>SUBTOTAL No Program</i>	\$0.00	\$0.00	\$0.00	\$0.00		\$0.00	\$0.00	\$0.00	0.00
24330	2500	57331				<i>SUBTOTAL Fixed Assets (more than \$5,000)</i>	\$0.00	\$0.00	\$0.00	\$0.00		\$0.00	\$0.00	\$0.00	0.00
24330	2500					<i>SUBTOTAL Central Services</i>	\$0.00	\$0.00	\$0.00	\$0.00		\$0.00	\$0.00	\$0.00	0.00
		2600				Operation & Maintenance of Plant									
		54312				Maintenance & Repair - Buildings and Grounds									
		0000				No Program									
24330	2600	54312	0000	000		GADSDEN DIST OFFICE	\$0.00	\$0.00	\$0.00	\$0.00		\$0.00	\$0.00	\$0.00	0.00
24330	2600	54312	0000			<i>SUBTOTAL No Program</i>	\$0.00	\$0.00	\$0.00	\$0.00		\$0.00	\$0.00	\$0.00	0.00
24330	2600	54312				<i>SUBTOTAL Maintenance & Repair - Buildings and Grounds</i>	\$0.00	\$0.00	\$0.00	\$0.00		\$0.00	\$0.00	\$0.00	0.00
		54416				Communication Services									
		0000				No Program									
24330	2600	54416	0000	000		GADSDEN DIST OFFICE	\$0.00	\$0.00	\$0.00	\$0.00		\$0.00	\$0.00	\$0.00	0.00
24330	2600	54416	0000			<i>SUBTOTAL No Program</i>	\$0.00	\$0.00	\$0.00	\$0.00		\$0.00	\$0.00	\$0.00	0.00
24330	2600	54416				<i>SUBTOTAL Communication Services</i>	\$0.00	\$0.00	\$0.00	\$0.00		\$0.00	\$0.00	\$0.00	0.00
		57331				Fixed Assets (more than \$5,000)									
		0000				No Program									
24330	2600	57331	0000	000		GADSDEN DIST OFFICE	\$0.00	\$0.00	\$0.00	\$0.00		\$0.00	\$0.00	\$0.00	0.00
24330	2600	57331	0000			<i>SUBTOTAL No Program</i>	\$0.00	\$0.00	\$0.00	\$0.00		\$0.00	\$0.00	\$0.00	0.00
24330	2600	57331				<i>SUBTOTAL Fixed Assets (more than \$5,000)</i>	\$0.00	\$0.00	\$0.00	\$0.00		\$0.00	\$0.00	\$0.00	0.00
		57332				Supply Assets (\$5,000 or less)									
		0000				No Program									
24330	2600	57332	0000	000		GADSDEN DIST OFFICE	\$0.00	\$0.00	\$0.00	\$0.00		\$0.00	\$0.00	\$0.00	0.00
24330	2600	57332	0000			<i>SUBTOTAL No Program</i>	\$0.00	\$0.00	\$0.00	\$0.00		\$0.00	\$0.00	\$0.00	0.00
24330	2600	57332				<i>SUBTOTAL Supply Assets (\$5,000 or less)</i>	\$0.00	\$0.00	\$0.00	\$0.00		\$0.00	\$0.00	\$0.00	0.00
24330	2600					<i>SUBTOTAL Operation & Maintenance of Plant</i>	\$0.00	\$0.00	\$0.00	\$0.00		\$0.00	\$0.00	\$0.00	0.00

State of New Mexico
Public School Operating Budget - Actuals Expenditure Detail Report
Gadsden - Third Quarter (Jan - Mar) - Expenditure
Submitted

Fund	Func	Obj	Prg	Loc	Job	Description	Budget	Adjustments	Adjusted Budget	Current Period	YTD	Encumbrance	Budget Balance	FTE
		2700				Student Transportation								
			55112			Transportation Contractors								
				0000		No Program								
24330	2700	55112	0000	000		GADSDEN DIST OFFICE	\$0.00	\$0.00	\$0.00	\$0.00	\$0.00	\$0.00	\$0.00	0.00
24330	2700	55112	0000			<i>SUBTOTAL No Program</i>	<i>\$0.00</i>	<i>\$0.00</i>	<i>\$0.00</i>	<i>\$0.00</i>	<i>\$0.00</i>	<i>\$0.00</i>	<i>\$0.00</i>	<i>0.00</i>
24330	2700	55112				<i>SUBTOTAL Transportation Contractors</i>	<i>\$0.00</i>	<i>\$0.00</i>	<i>\$0.00</i>	<i>\$0.00</i>	<i>\$0.00</i>	<i>\$0.00</i>	<i>\$0.00</i>	<i>0.00</i>
24330	2700					<i>SUBTOTAL Student Transportation</i>	<i>\$0.00</i>	<i>\$0.00</i>	<i>\$0.00</i>	<i>\$0.00</i>	<i>\$0.00</i>	<i>\$0.00</i>	<i>\$0.00</i>	<i>0.00</i>
24330	2000					<i>SUBTOTAL Support Services</i>	<i>\$0.00</i>	<i>\$0.00</i>	<i>\$0.00</i>	<i>\$0.00</i>	<i>\$0.00</i>	<i>\$0.00</i>	<i>\$0.00</i>	<i>0.00</i>
		3000				Operation of Non-Instructional Services								
		3100				Food Services Operations								
			57331			Fixed Assets (more than \$5,000)								
				0000		No Program								
24330	3100	57331	0000	000		GADSDEN DIST OFFICE	\$0.00	\$0.00	\$0.00	\$0.00	\$0.00	\$0.00	\$0.00	0.00
24330	3100	57331	0000			<i>SUBTOTAL No Program</i>	<i>\$0.00</i>	<i>\$0.00</i>	<i>\$0.00</i>	<i>\$0.00</i>	<i>\$0.00</i>	<i>\$0.00</i>	<i>\$0.00</i>	<i>0.00</i>
24330	3100	57331				<i>SUBTOTAL Fixed Assets (more than \$5,000)</i>	<i>\$0.00</i>	<i>\$0.00</i>	<i>\$0.00</i>	<i>\$0.00</i>	<i>\$0.00</i>	<i>\$0.00</i>	<i>\$0.00</i>	<i>0.00</i>
24330	3100					<i>SUBTOTAL Food Services Operations</i>	<i>\$0.00</i>	<i>\$0.00</i>	<i>\$0.00</i>	<i>\$0.00</i>	<i>\$0.00</i>	<i>\$0.00</i>	<i>\$0.00</i>	<i>0.00</i>
24330	3000					<i>SUBTOTAL Operation of Non-Instructional Services</i>	<i>\$0.00</i>	<i>\$0.00</i>	<i>\$0.00</i>	<i>\$0.00</i>	<i>\$0.00</i>	<i>\$0.00</i>	<i>\$0.00</i>	<i>0.00</i>
24330						<i>TOTAL 24330 - ARP ESSER III CDFA 84.425U</i>	<i>\$0.00</i>	<i>\$0.00</i>	<i>\$0.00</i>	<i>\$0.00</i>	<i>\$0.00</i>	<i>\$0.00</i>	<i>\$0.00</i>	<i>0.00</i>
24355						Homeless Emergency Rescue Fund 2 (ARP-HCY 2)								
		2000				Support Services								
		2100				Support Services-Students								
			55813			Employee Travel - Non-Teachers								
				0000		No Program								
24355	2100	55813	0000	000		GADSDEN DIST OFFICE	\$0.00	\$20,000.00	\$20,000.00	\$0.00	\$0.00	\$0.00	\$20,000.00	0.00
24355	2100	55813	0000			<i>SUBTOTAL No Program</i>	<i>\$0.00</i>	<i>\$20,000.00</i>	<i>\$20,000.00</i>	<i>\$0.00</i>	<i>\$0.00</i>	<i>\$0.00</i>	<i>\$20,000.00</i>	<i>0.00</i>
24355	2100	55813				<i>SUBTOTAL Employee Travel - Non-Teachers</i>	<i>\$0.00</i>	<i>\$20,000.00</i>	<i>\$20,000.00</i>	<i>\$0.00</i>	<i>\$0.00</i>	<i>\$0.00</i>	<i>\$20,000.00</i>	<i>0.00</i>
			55818			Other Travel - Non-Employees								
				0000		No Program								
24355	2100	55818	0000	000		GADSDEN DIST OFFICE	\$0.00	\$50,000.00	\$50,000.00	\$0.00	\$0.00	\$0.00	\$50,000.00	0.00

**State of New Mexico
Public School Operating Budget - Actuals Expenditure Detail Report
Gadsden - Third Quarter (Jan - Mar) - Expenditure
Submitted**

Fund	Func	Obj	Prg	Loc	Job	Description	Budget	Adjustments	Adjusted Budget	Current Period	YTD	Encumbrance	Budget Balance	FTE	
24355	2100	55818	0000			<i>SUBTOTAL No Program</i>	\$0.00	\$50,000.00	\$50,000.00	\$0.00		\$0.00	\$0.00	\$50,000.00	0.00
24355	2100	55818				<i>SUBTOTAL Other Travel - Non-Employees</i>	\$0.00	\$50,000.00	\$50,000.00	\$0.00		\$0.00	\$0.00	\$50,000.00	0.00
		56113				Software									
		0000				No Program									
24355	2100	56113	0000	000		GADSDEN DIST OFFICE	\$0.00	\$50,000.00	\$50,000.00	\$0.00		\$0.00	\$0.00	\$50,000.00	0.00
24355	2100	56113	0000			<i>SUBTOTAL No Program</i>	\$0.00	\$50,000.00	\$50,000.00	\$0.00		\$0.00	\$0.00	\$50,000.00	0.00
24355	2100	56113				<i>SUBTOTAL Software</i>	\$0.00	\$50,000.00	\$50,000.00	\$0.00		\$0.00	\$0.00	\$50,000.00	0.00
		56118				General Supplies and Materials									
		0000				No Program									
24355	2100	56118	0000	000		GADSDEN DIST OFFICE	\$0.00	\$47,858.00	\$47,858.00	\$0.00		\$0.00	\$0.00	\$47,858.00	0.00
24355	2100	56118	0000			<i>SUBTOTAL No Program</i>	\$0.00	\$47,858.00	\$47,858.00	\$0.00		\$0.00	\$0.00	\$47,858.00	0.00
24355	2100	56118				<i>SUBTOTAL General Supplies and Materials</i>	\$0.00	\$47,858.00	\$47,858.00	\$0.00		\$0.00	\$0.00	\$47,858.00	0.00
24355	2100					<i>SUBTOTAL Support Services-Students</i>	\$0.00	\$167,858.00	\$167,858.00	\$0.00		\$0.00	\$0.00	\$167,858.00	0.00
		2300				Support Services-General Administration									
		53713				Indirect Costs - Program Administration									
		0000				No Program									
24355	2300	53713	0000	000		GADSDEN DIST OFFICE	\$0.00	\$2,333.00	\$2,333.00	\$0.00		\$0.00	\$0.00	\$2,333.00	0.00
24355	2300	53713	0000			<i>SUBTOTAL No Program</i>	\$0.00	\$2,333.00	\$2,333.00	\$0.00		\$0.00	\$0.00	\$2,333.00	0.00
24355	2300	53713				<i>SUBTOTAL Indirect Costs - Program Administration</i>	\$0.00	\$2,333.00	\$2,333.00	\$0.00		\$0.00	\$0.00	\$2,333.00	0.00
24355	2300					<i>SUBTOTAL Support Services-General Administration</i>	\$0.00	\$2,333.00	\$2,333.00	\$0.00		\$0.00	\$0.00	\$2,333.00	0.00
24355	2000					<i>SUBTOTAL Support Services</i>	\$0.00	\$170,191.00	\$170,191.00	\$0.00		\$0.00	\$0.00	\$170,191.00	0.00
2435	5					<i>TOTAL Homeless Emergency Rescue Fund 2 (ARP-HCY 2)</i>	\$0.00	\$170,191.00	\$170,191.00	\$0.00		\$0.00	\$0.00	\$170,191.00	0.00
2400	0					<i>TOTAL Federal Flow-through Grants</i>	\$48,313,270.00	\$3,267,491.00	\$51,580,761.00	\$6,359,144.58	\$24,239,626.74	\$12,521,883.61	\$14,819,250.65	186.41	
25000	25153					Federal Direct Grants Title XIX MEDICAID 3/21 Years Instruction									
		1000				Instruction									
		55817				Student Travel									
		1010				Regular Education (K-12) Programs									
25153	1000	55817	1010	000		GADSDEN DIST OFFICE	\$2,000.00	\$0.00	\$2,000.00	\$0.00		\$0.00	\$0.00	\$2,000.00	0.00

State of New Mexico
Public School Operating Budget - Actuals Expenditure Detail Report
Gadsden - Third Quarter (Jan - Mar) - Expenditure
Submitted

Fund	Func	Obj	Prg	Loc	Job	Description	Budget	Adjustments	Adjusted Budget	Current Period	YTD	Encumbrance	Budget Balance	FTE
25153	1000	55817	1010			<i>SUBTOTAL Regular Education (K-12) Programs</i>	\$2,000.00	\$0.00	\$2,000.00	\$0.00	\$0.00	\$0.00	\$2,000.00	0.00
25153	1000	55817				<i>SUBTOTAL Student Travel</i>	\$2,000.00	\$0.00	\$2,000.00	\$0.00	\$0.00	\$0.00	\$2,000.00	0.00
25153	1000					SUBTOTAL Instruction	\$2,000.00	\$0.00	\$2,000.00	\$0.00	\$0.00	\$0.00	\$2,000.00	0.00
	2000					Support Services								
	2100					Support Services-Students								
		51100				Salaries Expense								
			0000			No Program								
				000		GADSDEN DIST OFFICE								
25153	2100	51100	0000	000	1215	Registered Nurses	\$808,218.00	\$0.00	\$808,218.00	\$138,972.09	\$382,189.77	\$161,159.28	\$264,868.95	12.00
25153	2100	51100	0000	000	1216	Health Assistants	\$40,000.00	\$0.00	\$40,000.00	\$10,937.83	\$26,719.91	\$14,119.63	(\$839.54)	2.00
25153	2100	51100	0000	000	1218	School/Student Support	\$265,000.00	\$0.00	\$265,000.00	\$44,785.74	\$126,030.49	\$59,714.39	\$79,255.12	5.00
25153	2100	51100	0000	000		<i>SUBTOTAL GADSDEN DIST OFFICE</i>	\$1,113,218.00	\$0.00	\$1,113,218.00	\$194,695.66	\$534,940.17	\$234,993.30	\$343,284.53	19.00
25153	2100	51100	0000			<i>SUBTOTAL No Program</i>	\$1,113,218.00	\$0.00	\$1,113,218.00	\$194,695.66	\$534,940.17	\$234,993.30	\$343,284.53	19.00
25153	2100	51100				<i>SUBTOTAL Salaries Expense</i>	\$1,113,218.00	\$0.00	\$1,113,218.00	\$194,695.66	\$534,940.17	\$234,993.30	\$343,284.53	19.00
		51300				Additional Compensation								
			0000			No Program								
				000		GADSDEN DIST OFFICE								
25153	2100	51300	0000	000	1215	Registered Nurses	\$2,000.00	\$0.00	\$2,000.00	\$0.00	\$0.00	\$0.00	\$2,000.00	0.00
25153	2100	51300	0000	000		<i>SUBTOTAL GADSDEN DIST OFFICE</i>	\$2,000.00	\$0.00	\$2,000.00	\$0.00	\$0.00	\$0.00	\$2,000.00	0.00
25153	2100	51300	0000			<i>SUBTOTAL No Program</i>	\$2,000.00	\$0.00	\$2,000.00	\$0.00	\$0.00	\$0.00	\$2,000.00	0.00
25153	2100	51300				<i>SUBTOTAL Additional Compensation</i>	\$2,000.00	\$0.00	\$2,000.00	\$0.00	\$0.00	\$0.00	\$2,000.00	0.00
		52111				Educational Retirement								
			0000			No Program								
25153	2100	52111	0000	000		GADSDEN DIST OFFICE	\$170,000.00	\$0.00	\$170,000.00	\$29,496.35	\$81,043.33	\$35,601.46	\$53,355.21	0.00
25153	2100	52111	0000			<i>SUBTOTAL No Program</i>	\$170,000.00	\$0.00	\$170,000.00	\$29,496.35	\$81,043.33	\$35,601.46	\$53,355.21	0.00
25153	2100	52111				<i>SUBTOTAL Educational Retirement</i>	\$170,000.00	\$0.00	\$170,000.00	\$29,496.35	\$81,043.33	\$35,601.46	\$53,355.21	0.00
		52112				ERA - Retiree Health								
			0000			No Program								
25153	2100	52112	0000	000		GADSDEN DIST OFFICE	\$25,000.00	\$0.00	\$25,000.00	\$3,893.49	\$10,697.64	\$4,699.48	\$9,602.88	0.00
25153	2100	52112	0000			<i>SUBTOTAL No Program</i>	\$25,000.00	\$0.00	\$25,000.00	\$3,893.49	\$10,697.64	\$4,699.48	\$9,602.88	0.00
25153	2100	52112				<i>SUBTOTAL ERA - Retiree Health</i>	\$25,000.00	\$0.00	\$25,000.00	\$3,893.49	\$10,697.64	\$4,699.48	\$9,602.88	0.00
		52210				FICA Payments								
			0000			No Program								
25153	2100	52210	0000	000		GADSDEN DIST OFFICE	\$70,000.00	\$0.00	\$70,000.00	\$10,959.57	\$30,106.05	\$13,179.83	\$26,714.12	0.00
25153	2100	52210	0000			<i>SUBTOTAL No Program</i>	\$70,000.00	\$0.00	\$70,000.00	\$10,959.57	\$30,106.05	\$13,179.83	\$26,714.12	0.00
25153	2100	52210				<i>SUBTOTAL FICA Payments</i>	\$70,000.00	\$0.00	\$70,000.00	\$10,959.57	\$30,106.05	\$13,179.83	\$26,714.12	0.00

State of New Mexico
Public School Operating Budget - Actuals Expenditure Detail Report
Gadsden - Third Quarter (Jan - Mar) - Expenditure
Submitted

Fund	Func	Obj	Prg	Loc	Job	Description	Budget	Adjustments	Adjusted Budget	Current Period	YTD	Encumbrance	Budget Balance	FTE
			52220			Medicare Payments								
			0000			No Program								
25153	2100	52220	0000	000		GADSDEN DIST OFFICE	\$16,500.00	\$0.00	\$16,500.00	\$2,562.94	\$7,040.56	\$3,082.14	\$6,377.30	0.00
25153	2100	52220	0000			<i>SUBTOTAL No Program</i>	<i>\$16,500.00</i>	<i>\$0.00</i>	<i>\$16,500.00</i>	<i>\$2,562.94</i>	<i>\$7,040.56</i>	<i>\$3,082.14</i>	<i>\$6,377.30</i>	<i>0.00</i>
25153	2100	52220				<i>SUBTOTAL Medicare Payments</i>	<i>\$16,500.00</i>	<i>\$0.00</i>	<i>\$16,500.00</i>	<i>\$2,562.94</i>	<i>\$7,040.56</i>	<i>\$3,082.14</i>	<i>\$6,377.30</i>	<i>0.00</i>
			52311			Health and Medical Premiums								
			0000			No Program								
25153	2100	52311	0000	000		GADSDEN DIST OFFICE	\$120,000.00	\$0.00	\$120,000.00	\$22,783.28	\$61,778.32	\$27,926.33	\$30,295.35	0.00
25153	2100	52311	0000			<i>SUBTOTAL No Program</i>	<i>\$120,000.00</i>	<i>\$0.00</i>	<i>\$120,000.00</i>	<i>\$22,783.28</i>	<i>\$61,778.32</i>	<i>\$27,926.33</i>	<i>\$30,295.35</i>	<i>0.00</i>
25153	2100	52311				<i>SUBTOTAL Health and Medical Premiums</i>	<i>\$120,000.00</i>	<i>\$0.00</i>	<i>\$120,000.00</i>	<i>\$22,783.28</i>	<i>\$61,778.32</i>	<i>\$27,926.33</i>	<i>\$30,295.35</i>	<i>0.00</i>
			52312			Life								
			0000			No Program								
25153	2100	52312	0000	000		GADSDEN DIST OFFICE	\$2,200.00	\$0.00	\$2,200.00	\$263.00	\$688.38	\$326.12	\$1,185.50	0.00
25153	2100	52312	0000			<i>SUBTOTAL No Program</i>	<i>\$2,200.00</i>	<i>\$0.00</i>	<i>\$2,200.00</i>	<i>\$263.00</i>	<i>\$688.38</i>	<i>\$326.12</i>	<i>\$1,185.50</i>	<i>0.00</i>
25153	2100	52312				<i>SUBTOTAL Life</i>	<i>\$2,200.00</i>	<i>\$0.00</i>	<i>\$2,200.00</i>	<i>\$263.00</i>	<i>\$688.38</i>	<i>\$326.12</i>	<i>\$1,185.50</i>	<i>0.00</i>
			52313			Dental								
			0000			No Program								
25153	2100	52313	0000	000		GADSDEN DIST OFFICE	\$7,000.00	\$0.00	\$7,000.00	\$940.14	\$2,596.68	\$1,151.09	\$3,252.23	0.00
25153	2100	52313	0000			<i>SUBTOTAL No Program</i>	<i>\$7,000.00</i>	<i>\$0.00</i>	<i>\$7,000.00</i>	<i>\$940.14</i>	<i>\$2,596.68</i>	<i>\$1,151.09</i>	<i>\$3,252.23</i>	<i>0.00</i>
25153	2100	52313				<i>SUBTOTAL Dental</i>	<i>\$7,000.00</i>	<i>\$0.00</i>	<i>\$7,000.00</i>	<i>\$940.14</i>	<i>\$2,596.68</i>	<i>\$1,151.09</i>	<i>\$3,252.23</i>	<i>0.00</i>
			52314			Vision								
			0000			No Program								
25153	2100	52314	0000	000		GADSDEN DIST OFFICE	\$1,300.00	\$0.00	\$1,300.00	\$199.08	\$569.22	\$238.38	\$492.40	0.00
25153	2100	52314	0000			<i>SUBTOTAL No Program</i>	<i>\$1,300.00</i>	<i>\$0.00</i>	<i>\$1,300.00</i>	<i>\$199.08</i>	<i>\$569.22</i>	<i>\$238.38</i>	<i>\$492.40</i>	<i>0.00</i>
25153	2100	52314				<i>SUBTOTAL Vision</i>	<i>\$1,300.00</i>	<i>\$0.00</i>	<i>\$1,300.00</i>	<i>\$199.08</i>	<i>\$569.22</i>	<i>\$238.38</i>	<i>\$492.40</i>	<i>0.00</i>
			52315			Disability								
			0000			No Program								
25153	2100	52315	0000	000		GADSDEN DIST OFFICE	\$1,200.00	\$0.00	\$1,200.00	\$356.12	\$954.26	\$407.36	(\$161.62)	0.00
25153	2100	52315	0000			<i>SUBTOTAL No Program</i>	<i>\$1,200.00</i>	<i>\$0.00</i>	<i>\$1,200.00</i>	<i>\$356.12</i>	<i>\$954.26</i>	<i>\$407.36</i>	<i>(\$161.62)</i>	<i>0.00</i>
25153	2100	52315				<i>SUBTOTAL Disability</i>	<i>\$1,200.00</i>	<i>\$0.00</i>	<i>\$1,200.00</i>	<i>\$356.12</i>	<i>\$954.26</i>	<i>\$407.36</i>	<i>(\$161.62)</i>	<i>0.00</i>
			52500			Unemployment Compensation								
			0000			No Program								
25153	2100	52500	0000	000		GADSDEN DIST OFFICE	\$1,000.00	\$0.00	\$1,000.00	\$144.28	\$396.52	\$174.22	\$429.26	0.00
25153	2100	52500	0000			<i>SUBTOTAL No Program</i>	<i>\$1,000.00</i>	<i>\$0.00</i>	<i>\$1,000.00</i>	<i>\$144.28</i>	<i>\$396.52</i>	<i>\$174.22</i>	<i>\$429.26</i>	<i>0.00</i>
25153	2100	52500				<i>SUBTOTAL Unemployment Compensation</i>	<i>\$1,000.00</i>	<i>\$0.00</i>	<i>\$1,000.00</i>	<i>\$144.28</i>	<i>\$396.52</i>	<i>\$174.22</i>	<i>\$429.26</i>	<i>0.00</i>
			52710			Workers Compensation Premium								
			0000			No Program								
25153	2100	52710	0000	000		GADSDEN DIST OFFICE	\$35,000.00	\$0.00	\$35,000.00	\$5,375.41	\$14,769.37	\$6,488.00	\$13,742.63	0.00
25153	2100	52710	0000			<i>SUBTOTAL No Program</i>	<i>\$35,000.00</i>	<i>\$0.00</i>	<i>\$35,000.00</i>	<i>\$5,375.41</i>	<i>\$14,769.37</i>	<i>\$6,488.00</i>	<i>\$13,742.63</i>	<i>0.00</i>

State of New Mexico
Public School Operating Budget - Actuals Expenditure Detail Report
Gadsden - Third Quarter (Jan - Mar) - Expenditure
Submitted

Fund	Func	Obj	Prg	Loc	Job	Description	Budget	Adjustments	Adjusted Budget	Current Period	YTD	Encumbrance	Budget Balance	FTE
25153	2100	52710				<i>SUBTOTAL Workers Compensation Premium</i>	<i>\$35,000.00</i>	<i>\$0.00</i>	<i>\$35,000.00</i>	<i>\$5,375.41</i>	<i>\$14,769.37</i>	<i>\$6,488.00</i>	<i>\$13,742.63</i>	<i>0.00</i>
		52720				<i>Workers Compensation Employer's Fee</i>								
		0000				<i>No Program</i>								
25153	2100	52720	0000	000		GADSDEN DIST OFFICE	\$350.00	\$0.00	\$350.00	\$39.10	\$108.05	\$39.10	\$202.85	0.00
25153	2100	52720	0000			<i>SUBTOTAL No Program</i>	<i>\$350.00</i>	<i>\$0.00</i>	<i>\$350.00</i>	<i>\$39.10</i>	<i>\$108.05</i>	<i>\$39.10</i>	<i>\$202.85</i>	<i>0.00</i>
25153	2100	52720				<i>SUBTOTAL Workers Compensation Employer's Fee</i>	<i>\$350.00</i>	<i>\$0.00</i>	<i>\$350.00</i>	<i>\$39.10</i>	<i>\$108.05</i>	<i>\$39.10</i>	<i>\$202.85</i>	<i>0.00</i>
		53414				<i>Other Services</i>								
		0000				<i>No Program</i>								
25153	2100	53414	0000	000		GADSDEN DIST OFFICE	\$2,000.00	\$0.00	\$2,000.00	\$51.90	\$151.96	\$848.04	\$1,000.00	0.00
25153	2100	53414	0000			<i>SUBTOTAL No Program</i>	<i>\$2,000.00</i>	<i>\$0.00</i>	<i>\$2,000.00</i>	<i>\$51.90</i>	<i>\$151.96</i>	<i>\$848.04</i>	<i>\$1,000.00</i>	<i>0.00</i>
25153	2100	53414				<i>SUBTOTAL Other Services</i>	<i>\$2,000.00</i>	<i>\$0.00</i>	<i>\$2,000.00</i>	<i>\$51.90</i>	<i>\$151.96</i>	<i>\$848.04</i>	<i>\$1,000.00</i>	<i>0.00</i>
		53711				<i>Other Charges</i>								
		0000				<i>No Program</i>								
25153	2100	53711	0000	000		GADSDEN DIST OFFICE	\$600.00	\$0.00	\$600.00	\$0.00	\$0.00	\$0.00	\$600.00	0.00
25153	2100	53711	0000			<i>SUBTOTAL No Program</i>	<i>\$600.00</i>	<i>\$0.00</i>	<i>\$600.00</i>	<i>\$0.00</i>	<i>\$0.00</i>	<i>\$0.00</i>	<i>\$600.00</i>	<i>0.00</i>
25153	2100	53711				<i>SUBTOTAL Other Charges</i>	<i>\$600.00</i>	<i>\$0.00</i>	<i>\$600.00</i>	<i>\$0.00</i>	<i>\$0.00</i>	<i>\$0.00</i>	<i>\$600.00</i>	<i>0.00</i>
		54311				<i>Maintenance & Repair - Furniture/Fixtures/Equipment</i>								
		0000				<i>No Program</i>								
25153	2100	54311	0000	000		GADSDEN DIST OFFICE	\$2,000.00	\$0.00	\$2,000.00	\$0.00	\$0.00	\$0.00	\$2,000.00	0.00
25153	2100	54311	0000			<i>SUBTOTAL No Program</i>	<i>\$2,000.00</i>	<i>\$0.00</i>	<i>\$2,000.00</i>	<i>\$0.00</i>	<i>\$0.00</i>	<i>\$0.00</i>	<i>\$2,000.00</i>	<i>0.00</i>
25153	2100	54311				<i>SUBTOTAL Maintenance & Repair - Furniture/Fixtures/Equipment</i>	<i>\$2,000.00</i>	<i>\$0.00</i>	<i>\$2,000.00</i>	<i>\$0.00</i>	<i>\$0.00</i>	<i>\$0.00</i>	<i>\$2,000.00</i>	<i>0.00</i>
		55813				<i>Employee Travel - Non-Teachers</i>								
		0000				<i>No Program</i>								
25153	2100	55813	0000	000		GADSDEN DIST OFFICE	\$10,000.00	\$0.00	\$10,000.00	\$224.38	\$701.18	\$3,473.88	\$5,824.94	0.00
25153	2100	55813	0000			<i>SUBTOTAL No Program</i>	<i>\$10,000.00</i>	<i>\$0.00</i>	<i>\$10,000.00</i>	<i>\$224.38</i>	<i>\$701.18</i>	<i>\$3,473.88</i>	<i>\$5,824.94</i>	<i>0.00</i>
25153	2100	55813				<i>SUBTOTAL Employee Travel - Non-Teachers</i>	<i>\$10,000.00</i>	<i>\$0.00</i>	<i>\$10,000.00</i>	<i>\$224.38</i>	<i>\$701.18</i>	<i>\$3,473.88</i>	<i>\$5,824.94</i>	<i>0.00</i>
		56113				<i>Software</i>								
		0000				<i>No Program</i>								
25153	2100	56113	0000	000		GADSDEN DIST OFFICE	\$30,000.00	\$0.00	\$30,000.00	\$0.00	\$28,600.00	\$0.00	\$1,400.00	0.00
25153	2100	56113	0000			<i>SUBTOTAL No Program</i>	<i>\$30,000.00</i>	<i>\$0.00</i>	<i>\$30,000.00</i>	<i>\$0.00</i>	<i>\$28,600.00</i>	<i>\$0.00</i>	<i>\$1,400.00</i>	<i>0.00</i>
25153	2100	56113				<i>SUBTOTAL Software</i>	<i>\$30,000.00</i>	<i>\$0.00</i>	<i>\$30,000.00</i>	<i>\$0.00</i>	<i>\$28,600.00</i>	<i>\$0.00</i>	<i>\$1,400.00</i>	<i>0.00</i>
		56118				<i>General Supplies and Materials</i>								
		0000				<i>No Program</i>								
25153	2100	56118	0000	000		GADSDEN DIST OFFICE	\$10,000.00	\$296,078.00	\$306,078.00	\$61.20	\$232.46	\$9,833.98	\$296,011.56	0.00
25153	2100	56118	0000			<i>SUBTOTAL No Program</i>	<i>\$10,000.00</i>	<i>\$296,078.00</i>	<i>\$306,078.00</i>	<i>\$61.20</i>	<i>\$232.46</i>	<i>\$9,833.98</i>	<i>\$296,011.56</i>	<i>0.00</i>

State of New Mexico
Public School Operating Budget - Actuals Expenditure Detail Report
Gadsden - Third Quarter (Jan - Mar) - Expenditure
Submitted

Fund	Func	Obj	Prg	Loc	Job	Description	Budget	Adjustments	Adjusted Budget	Current Period	YTD	Encumbrance	Budget Balance	FTE
25153	2100	56118				<i>SUBTOTAL General Supplies and Materials</i>	\$10,000.00	\$296,078.00	\$306,078.00	\$61.20	\$232.46	\$9,833.98	\$296,011.56	0.00
25153	2100					<i>SUBTOTAL Support Services-Students</i>	\$1,619,368.00	\$296,078.00	\$1,915,446.00	\$272,045.90	\$775,374.15	\$342,462.71	\$797,609.14	19.00
	2200					<i>Support Services-Instruction</i>								
		51100				<i>Salaries Expense</i>								
			0000			<i>No Program</i>								
				000		<i>GADSDEN DIST OFFICE</i>								
25153	2200	51100	0000	000	1211	Coordinator/Subject Matter Specialist	\$95,000.00	\$0.00	\$95,000.00	\$20,770.20	\$62,310.60	\$20,770.39	\$11,919.01	2.00
25153	2200	51100	0000	000	1217	Secretarial/Clerical/Technical Assistants	\$40,000.00	\$0.00	\$40,000.00	\$7,685.58	\$23,056.74	\$7,685.66	\$9,257.60	1.00
25153	2200	51100	0000	000		<i>SUBTOTAL GADSDEN DIST OFFICE</i>	\$135,000.00	\$0.00	\$135,000.00	\$28,455.78	\$85,367.34	\$28,456.05	\$21,176.61	3.00
25153	2200	51100	0000			<i>SUBTOTAL No Program</i>	\$135,000.00	\$0.00	\$135,000.00	\$28,455.78	\$85,367.34	\$28,456.05	\$21,176.61	3.00
25153	2200	51100				<i>SUBTOTAL Salaries Expense</i>	\$135,000.00	\$0.00	\$135,000.00	\$28,455.78	\$85,367.34	\$28,456.05	\$21,176.61	3.00
		51200				<i>Overtime Expense</i>								
			0000			<i>No Program</i>								
				000		<i>GADSDEN DIST OFFICE</i>								
25153	2200	51200	0000	000	1211	Coordinator/Subject Matter Specialist	\$0.00	\$0.00	\$0.00	\$2,998.38	\$6,717.15	\$0.00	(\$6,717.15)	0.00
25153	2200	51200	0000	000		<i>SUBTOTAL GADSDEN DIST OFFICE</i>	\$0.00	\$0.00	\$0.00	\$2,998.38	\$6,717.15	\$0.00	(\$6,717.15)	0.00
25153	2200	51200	0000			<i>SUBTOTAL No Program</i>	\$0.00	\$0.00	\$0.00	\$2,998.38	\$6,717.15	\$0.00	(\$6,717.15)	0.00
25153	2200	51200				<i>SUBTOTAL Overtime Expense</i>	\$0.00	\$0.00	\$0.00	\$2,998.38	\$6,717.15	\$0.00	(\$6,717.15)	0.00
		51300				<i>Additional Compensation</i>								
			0000			<i>No Program</i>								
				000		<i>GADSDEN DIST OFFICE</i>								
25153	2200	51300	0000	000	1211	Coordinator/Subject Matter Specialist	\$0.00	\$0.00	\$0.00	\$1,090.32	\$2,011.90	\$181.72	(\$2,193.62)	0.00
25153	2200	51300	0000	000		<i>SUBTOTAL GADSDEN DIST OFFICE</i>	\$0.00	\$0.00	\$0.00	\$1,090.32	\$2,011.90	\$181.72	(\$2,193.62)	0.00
25153	2200	51300	0000			<i>SUBTOTAL No Program</i>	\$0.00	\$0.00	\$0.00	\$1,090.32	\$2,011.90	\$181.72	(\$2,193.62)	0.00
25153	2200	51300				<i>SUBTOTAL Additional Compensation</i>	\$0.00	\$0.00	\$0.00	\$1,090.32	\$2,011.90	\$181.72	(\$2,193.62)	0.00
		52111				<i>Educational Retirement</i>								
			0000			<i>No Program</i>								
25153	2200	52111	0000	000		<i>GADSDEN DIST OFFICE</i>	\$25,000.00	\$0.00	\$25,000.00	\$4,930.49	\$14,255.61	\$4,379.92	\$6,364.47	0.00
25153	2200	52111	0000			<i>SUBTOTAL No Program</i>	\$25,000.00	\$0.00	\$25,000.00	\$4,930.49	\$14,255.61	\$4,379.92	\$6,364.47	0.00
25153	2200	52111				<i>SUBTOTAL Educational Retirement</i>	\$25,000.00	\$0.00	\$25,000.00	\$4,930.49	\$14,255.61	\$4,379.92	\$6,364.47	0.00
		52112				<i>ERA - Retiree Health</i>								
			0000			<i>No Program</i>								
25153	2200	52112	0000	000		<i>GADSDEN DIST OFFICE</i>	\$2,800.00	\$0.00	\$2,800.00	\$650.92	\$1,882.04	\$578.24	\$339.72	0.00
25153	2200	52112	0000			<i>SUBTOTAL No Program</i>	\$2,800.00	\$0.00	\$2,800.00	\$650.92	\$1,882.04	\$578.24	\$339.72	0.00

State of New Mexico
Public School Operating Budget - Actuals Expenditure Detail Report
Gadsden - Third Quarter (Jan - Mar) - Expenditure
Submitted

Fund	Func	Obj	Prg	Loc	Job	Description	Budget	Adjustments	Adjusted Budget	Current Period	YTD	Encumbrance	Budget Balance	FTE
25153	2200	52112				<i>SUBTOTAL ERA - Retiree Health</i>	<i>\$2,800.00</i>	<i>\$0.00</i>	<i>\$2,800.00</i>	<i>\$650.92</i>	<i>\$1,882.04</i>	<i>\$578.24</i>	<i>\$339.72</i>	<i>0.00</i>
		52210				<i>FICA Payments</i>								
		0000				<i>No Program</i>								
25153	2200	52210	0000	000		GADSDEN DIST OFFICE	\$9,000.00	\$0.00	\$9,000.00	\$1,898.85	\$5,468.34	\$1,666.48	\$1,865.18	0.00
25153	2200	52210	0000			<i>SUBTOTAL No Program</i>	<i>\$9,000.00</i>	<i>\$0.00</i>	<i>\$9,000.00</i>	<i>\$1,898.85</i>	<i>\$5,468.34</i>	<i>\$1,666.48</i>	<i>\$1,865.18</i>	<i>0.00</i>
25153	2200	52210				<i>SUBTOTAL FICA Payments</i>	<i>\$9,000.00</i>	<i>\$0.00</i>	<i>\$9,000.00</i>	<i>\$1,898.85</i>	<i>\$5,468.34</i>	<i>\$1,666.48</i>	<i>\$1,865.18</i>	<i>0.00</i>
		52220				<i>Medicare Payments</i>								
		0000				<i>No Program</i>								
25153	2200	52220	0000	000		GADSDEN DIST OFFICE	\$2,000.00	\$0.00	\$2,000.00	\$444.10	\$1,278.87	\$389.75	\$331.38	0.00
25153	2200	52220	0000			<i>SUBTOTAL No Program</i>	<i>\$2,000.00</i>	<i>\$0.00</i>	<i>\$2,000.00</i>	<i>\$444.10</i>	<i>\$1,278.87</i>	<i>\$389.75</i>	<i>\$331.38</i>	<i>0.00</i>
25153	2200	52220				<i>SUBTOTAL Medicare Payments</i>	<i>\$2,000.00</i>	<i>\$0.00</i>	<i>\$2,000.00</i>	<i>\$444.10</i>	<i>\$1,278.87</i>	<i>\$389.75</i>	<i>\$331.38</i>	<i>0.00</i>
		52311				<i>Health and Medical Premiums</i>								
		0000				<i>No Program</i>								
25153	2200	52311	0000	000		GADSDEN DIST OFFICE	\$20,000.00	\$0.00	\$20,000.00	\$2,922.00	\$8,417.78	\$2,922.00	\$8,660.22	0.00
25153	2200	52311	0000			<i>SUBTOTAL No Program</i>	<i>\$20,000.00</i>	<i>\$0.00</i>	<i>\$20,000.00</i>	<i>\$2,922.00</i>	<i>\$8,417.78</i>	<i>\$2,922.00</i>	<i>\$8,660.22</i>	<i>0.00</i>
25153	2200	52311				<i>SUBTOTAL Health and Medical Premiums</i>	<i>\$20,000.00</i>	<i>\$0.00</i>	<i>\$20,000.00</i>	<i>\$2,922.00</i>	<i>\$8,417.78</i>	<i>\$2,922.00</i>	<i>\$8,660.22</i>	<i>0.00</i>
		52312				<i>Life</i>								
		0000				<i>No Program</i>								
25153	2200	52312	0000	000		GADSDEN DIST OFFICE	\$300.00	\$0.00	\$300.00	\$47.34	\$142.02	\$47.34	\$110.64	0.00
25153	2200	52312	0000			<i>SUBTOTAL No Program</i>	<i>\$300.00</i>	<i>\$0.00</i>	<i>\$300.00</i>	<i>\$47.34</i>	<i>\$142.02</i>	<i>\$47.34</i>	<i>\$110.64</i>	<i>0.00</i>
25153	2200	52312				<i>SUBTOTAL Life</i>	<i>\$300.00</i>	<i>\$0.00</i>	<i>\$300.00</i>	<i>\$47.34</i>	<i>\$142.02</i>	<i>\$47.34</i>	<i>\$110.64</i>	<i>0.00</i>
		52313				<i>Dental</i>								
		0000				<i>No Program</i>								
25153	2200	52313	0000	000		GADSDEN DIST OFFICE	\$1,000.00	\$0.00	\$1,000.00	\$102.96	\$308.88	\$102.96	\$588.16	0.00
25153	2200	52313	0000			<i>SUBTOTAL No Program</i>	<i>\$1,000.00</i>	<i>\$0.00</i>	<i>\$1,000.00</i>	<i>\$102.96</i>	<i>\$308.88</i>	<i>\$102.96</i>	<i>\$588.16</i>	<i>0.00</i>
25153	2200	52313				<i>SUBTOTAL Dental</i>	<i>\$1,000.00</i>	<i>\$0.00</i>	<i>\$1,000.00</i>	<i>\$102.96</i>	<i>\$308.88</i>	<i>\$102.96</i>	<i>\$588.16</i>	<i>0.00</i>
		52314				<i>Vision</i>								
		0000				<i>No Program</i>								
25153	2200	52314	0000	000		GADSDEN DIST OFFICE	\$200.00	\$0.00	\$200.00	\$22.56	\$68.14	\$22.56	\$109.30	0.00
25153	2200	52314	0000			<i>SUBTOTAL No Program</i>	<i>\$200.00</i>	<i>\$0.00</i>	<i>\$200.00</i>	<i>\$22.56</i>	<i>\$68.14</i>	<i>\$22.56</i>	<i>\$109.30</i>	<i>0.00</i>
25153	2200	52314				<i>SUBTOTAL Vision</i>	<i>\$200.00</i>	<i>\$0.00</i>	<i>\$200.00</i>	<i>\$22.56</i>	<i>\$68.14</i>	<i>\$22.56</i>	<i>\$109.30</i>	<i>0.00</i>
		52315				<i>Disability</i>								
		0000				<i>No Program</i>								
25153	2200	52315	0000	000		GADSDEN DIST OFFICE	\$200.00	\$0.00	\$200.00	\$0.00	\$0.00	\$0.00	\$200.00	0.00
25153	2200	52315	0000			<i>SUBTOTAL No Program</i>	<i>\$200.00</i>	<i>\$0.00</i>	<i>\$200.00</i>	<i>\$0.00</i>	<i>\$0.00</i>	<i>\$0.00</i>	<i>\$200.00</i>	<i>0.00</i>
25153	2200	52315				<i>SUBTOTAL Disability</i>	<i>\$200.00</i>	<i>\$0.00</i>	<i>\$200.00</i>	<i>\$0.00</i>	<i>\$0.00</i>	<i>\$0.00</i>	<i>\$200.00</i>	<i>0.00</i>
		52500				<i>Unemployment Compensation</i>								
		0000				<i>No Program</i>								
25153	2200	52500	0000	000		GADSDEN DIST OFFICE	\$200.00	\$0.00	\$200.00	\$24.13	\$69.72	\$21.40	\$108.88	0.00

State of New Mexico
Public School Operating Budget - Actuals Expenditure Detail Report
Gadsden - Third Quarter (Jan - Mar) - Expenditure
Submitted

Fund	Func	Obj	Prg	Loc	Job	Description	Budget	Adjustments	Adjusted Budget	Current Period	YTD	Encumbrance	Budget Balance	FTE
25153	2200	52500	0000			<i>SUBTOTAL No Program</i>	\$200.00	\$0.00	\$200.00	\$24.13	\$69.72	\$21.40	\$108.88	0.00
25153	2200	52500				<i>SUBTOTAL Unemployment Compensation</i>	\$200.00	\$0.00	\$200.00	\$24.13	\$69.72	\$21.40	\$108.88	0.00
		52710				Workers Compensation Premium								
		0000				No Program								
25153	2200	52710	0000	000		GADSDEN DIST OFFICE	\$4,500.00	\$0.00	\$4,500.00	\$898.58	\$2,598.10	\$798.24	\$1,103.66	0.00
25153	2200	52710	0000			<i>SUBTOTAL No Program</i>	\$4,500.00	\$0.00	\$4,500.00	\$898.58	\$2,598.10	\$798.24	\$1,103.66	0.00
25153	2200	52710				<i>SUBTOTAL Workers Compensation Premium</i>	\$4,500.00	\$0.00	\$4,500.00	\$898.58	\$2,598.10	\$798.24	\$1,103.66	0.00
		52720				Workers Compensation Employer's Fee								
		0000				No Program								
25153	2200	52720	0000	000		GADSDEN DIST OFFICE	\$100.00	\$0.00	\$100.00	\$6.90	\$20.70	\$6.90	\$72.40	0.00
25153	2200	52720	0000			<i>SUBTOTAL No Program</i>	\$100.00	\$0.00	\$100.00	\$6.90	\$20.70	\$6.90	\$72.40	0.00
25153	2200	52720				<i>SUBTOTAL Workers Compensation Employer's Fee</i>	\$100.00	\$0.00	\$100.00	\$6.90	\$20.70	\$6.90	\$72.40	0.00
		53330				Professional Development								
		0000				No Program								
25153	2200	53330	0000	000		GADSDEN DIST OFFICE	\$70,000.00	\$0.00	\$70,000.00	\$0.00	\$975.00	\$0.00	\$69,025.00	0.00
25153	2200	53330	0000			<i>SUBTOTAL No Program</i>	\$70,000.00	\$0.00	\$70,000.00	\$0.00	\$975.00	\$0.00	\$69,025.00	0.00
25153	2200	53330				<i>SUBTOTAL Professional Development</i>	\$70,000.00	\$0.00	\$70,000.00	\$0.00	\$975.00	\$0.00	\$69,025.00	0.00
		53414				Other Services								
		0000				No Program								
25153	2200	53414	0000	000		GADSDEN DIST OFFICE	\$100,000.00	\$0.00	\$100,000.00	\$6,430.79	\$13,311.98	\$56,409.88	\$30,278.14	0.00
25153	2200	53414	0000			<i>SUBTOTAL No Program</i>	\$100,000.00	\$0.00	\$100,000.00	\$6,430.79	\$13,311.98	\$56,409.88	\$30,278.14	0.00
25153	2200	53414				<i>SUBTOTAL Other Services</i>	\$100,000.00	\$0.00	\$100,000.00	\$6,430.79	\$13,311.98	\$56,409.88	\$30,278.14	0.00
		53711				Other Charges								
		0000				No Program								
25153	2200	53711	0000	000		GADSDEN DIST OFFICE	\$0.00	\$0.00	\$0.00	\$5,040.00	\$5,220.00	\$180.00	(\$5,400.00)	0.00
25153	2200	53711	0000			<i>SUBTOTAL No Program</i>	\$0.00	\$0.00	\$0.00	\$5,040.00	\$5,220.00	\$180.00	(\$5,400.00)	0.00
25153	2200	53711				<i>SUBTOTAL Other Charges</i>	\$0.00	\$0.00	\$0.00	\$5,040.00	\$5,220.00	\$180.00	(\$5,400.00)	0.00
		54311				Maintenance & Repair - Furniture/Fixtures/Equipment								
		0000				No Program								
25153	2200	54311	0000	000		GADSDEN DIST OFFICE	\$5,500.00	\$0.00	\$5,500.00	\$0.00	\$0.00	\$0.00	\$5,500.00	0.00
25153	2200	54311	0000			<i>SUBTOTAL No Program</i>	\$5,500.00	\$0.00	\$5,500.00	\$0.00	\$0.00	\$0.00	\$5,500.00	0.00
25153	2200	54311				<i>SUBTOTAL Maintenance & Repair - Furniture/Fixtures/Equipment</i>	\$5,500.00	\$0.00	\$5,500.00	\$0.00	\$0.00	\$0.00	\$5,500.00	0.00
		55813				Employee Travel - Non-Teachers								
		0000				No Program								

State of New Mexico
Public School Operating Budget - Actuals Expenditure Detail Report
Gadsden - Third Quarter (Jan - Mar) - Expenditure
Submitted

Fund	Func	Obj	Prg	Loc	Job	Description	Budget	Adjustments	Adjusted Budget	Current Period	YTD	Encumbrance	Budget Balance	FTE	
25153	2200	55813	0000	000		GADSDEN DIST OFFICE	\$21,500.00	\$0.00	\$21,500.00	\$0.00		\$0.00	\$0.00	\$21,500.00	0.00
<i>25153</i>	<i>2200</i>	<i>55813</i>	<i>0000</i>			<i>SUBTOTAL No Program</i>	<i>\$21,500.00</i>	<i>\$0.00</i>	<i>\$21,500.00</i>	<i>\$0.00</i>	<i>\$0.00</i>	<i>\$0.00</i>	<i>\$21,500.00</i>	<i>0.00</i>	
<i>25153</i>	<i>2200</i>	<i>55813</i>				<i>SUBTOTAL Employee Travel - Non-Teachers</i>	<i>\$21,500.00</i>	<i>\$0.00</i>	<i>\$21,500.00</i>	<i>\$0.00</i>	<i>\$0.00</i>	<i>\$0.00</i>	<i>\$21,500.00</i>	<i>0.00</i>	
		56113				Software									
		0000				No Program									
25153	2200	56113	0000	000		GADSDEN DIST OFFICE	\$50,000.00	\$0.00	\$50,000.00	\$0.00	\$27,098.53	\$0.00	\$22,901.47	0.00	
<i>25153</i>	<i>2200</i>	<i>56113</i>	<i>0000</i>			<i>SUBTOTAL No Program</i>	<i>\$50,000.00</i>	<i>\$0.00</i>	<i>\$50,000.00</i>	<i>\$0.00</i>	<i>\$27,098.53</i>	<i>\$0.00</i>	<i>\$22,901.47</i>	<i>0.00</i>	
<i>25153</i>	<i>2200</i>	<i>56113</i>				<i>SUBTOTAL Software</i>	<i>\$50,000.00</i>	<i>\$0.00</i>	<i>\$50,000.00</i>	<i>\$0.00</i>	<i>\$27,098.53</i>	<i>\$0.00</i>	<i>\$22,901.47</i>	<i>0.00</i>	
		56118				General Supplies and Materials									
		0000				No Program									
25153	2200	56118	0000	000		GADSDEN DIST OFFICE	\$4,595,215.00	\$0.00	\$4,595,215.00	\$0.00	\$180.00	\$0.00	\$4,595,035.00	0.00	
<i>25153</i>	<i>2200</i>	<i>56118</i>	<i>0000</i>			<i>SUBTOTAL No Program</i>	<i>\$4,595,215.00</i>	<i>\$0.00</i>	<i>\$4,595,215.00</i>	<i>\$0.00</i>	<i>\$180.00</i>	<i>\$0.00</i>	<i>\$4,595,035.00</i>	<i>0.00</i>	
<i>25153</i>	<i>2200</i>	<i>56118</i>				<i>SUBTOTAL General Supplies and Materials</i>	<i>\$4,595,215.00</i>	<i>\$0.00</i>	<i>\$4,595,215.00</i>	<i>\$0.00</i>	<i>\$180.00</i>	<i>\$0.00</i>	<i>\$4,595,035.00</i>	<i>0.00</i>	
		57331				Fixed Assets (more than \$5,000)									
		0000				No Program									
25153	2200	57331	0000	000		GADSDEN DIST OFFICE	\$50,000.00	\$0.00	\$50,000.00	\$0.00	\$0.00	\$12,421.93	\$37,578.07	0.00	
<i>25153</i>	<i>2200</i>	<i>57331</i>	<i>0000</i>			<i>SUBTOTAL No Program</i>	<i>\$50,000.00</i>	<i>\$0.00</i>	<i>\$50,000.00</i>	<i>\$0.00</i>	<i>\$0.00</i>	<i>\$12,421.93</i>	<i>\$37,578.07</i>	<i>0.00</i>	
<i>25153</i>	<i>2200</i>	<i>57331</i>				<i>SUBTOTAL Fixed Assets (more than \$5,000)</i>	<i>\$50,000.00</i>	<i>\$0.00</i>	<i>\$50,000.00</i>	<i>\$0.00</i>	<i>\$0.00</i>	<i>\$12,421.93</i>	<i>\$37,578.07</i>	<i>0.00</i>	
		57332				Supply Assets (\$5,000 or less)									
		0000				No Program									
25153	2200	57332	0000	000		GADSDEN DIST OFFICE	\$30,000.00	\$0.00	\$30,000.00	\$0.00	\$0.00	\$65,965.69	(\$35,965.69)	0.00	
<i>25153</i>	<i>2200</i>	<i>57332</i>	<i>0000</i>			<i>SUBTOTAL No Program</i>	<i>\$30,000.00</i>	<i>\$0.00</i>	<i>\$30,000.00</i>	<i>\$0.00</i>	<i>\$0.00</i>	<i>\$65,965.69</i>	<i>(\$35,965.69)</i>	<i>0.00</i>	
<i>25153</i>	<i>2200</i>	<i>57332</i>				<i>SUBTOTAL Supply Assets (\$5,000 or less)</i>	<i>\$30,000.00</i>	<i>\$0.00</i>	<i>\$30,000.00</i>	<i>\$0.00</i>	<i>\$0.00</i>	<i>\$65,965.69</i>	<i>(\$35,965.69)</i>	<i>0.00</i>	
<i>25153</i>	<i>2200</i>					<i>SUBTOTAL Support Services-Instruction</i>	<i>\$5,122,515.00</i>	<i>\$0.00</i>	<i>\$5,122,515.00</i>	<i>\$55,964.10</i>	<i>\$175,392.10</i>	<i>\$174,551.06</i>	<i>\$4,772,571.84</i>	<i>3.00</i>	
		2300				Support Services-General Administration									
		53713				Indirect Costs - Program Administration									
		0000				No Program									
25153	2300	53713	0000	000		GADSDEN DIST OFFICE	\$35,000.00	\$0.00	\$35,000.00	\$28,942.73	\$37,654.49	\$0.00	(\$2,654.49)	0.00	
<i>25153</i>	<i>2300</i>	<i>53713</i>	<i>0000</i>			<i>SUBTOTAL No Program</i>	<i>\$35,000.00</i>	<i>\$0.00</i>	<i>\$35,000.00</i>	<i>\$28,942.73</i>	<i>\$37,654.49</i>	<i>\$0.00</i>	<i>(\$2,654.49)</i>	<i>0.00</i>	
<i>25153</i>	<i>2300</i>	<i>53713</i>				<i>SUBTOTAL Indirect Costs - Program Administration</i>	<i>\$35,000.00</i>	<i>\$0.00</i>	<i>\$35,000.00</i>	<i>\$28,942.73</i>	<i>\$37,654.49</i>	<i>\$0.00</i>	<i>(\$2,654.49)</i>	<i>0.00</i>	
<i>25153</i>	<i>2300</i>					<i>SUBTOTAL Support Services-General Administration</i>	<i>\$35,000.00</i>	<i>\$0.00</i>	<i>\$35,000.00</i>	<i>\$28,942.73</i>	<i>\$37,654.49</i>	<i>\$0.00</i>	<i>(\$2,654.49)</i>	<i>0.00</i>	
		2600				Operation & Maintenance of Plant									
		54416				Communication Services									
		0000				No Program									

State of New Mexico
Public School Operating Budget - Actuals Expenditure Detail Report
Gadsden - Third Quarter (Jan - Mar) - Expenditure
Submitted

Fund	Func	Obj	Prg	Loc	Job	Description	Budget	Adjustments	Adjusted Budget	Current Period	YTD	Encumbrance	Budget Balance	FTE
25153	2600	54416	0000	000		GADSDEN DIST OFFICE	\$10,000.00	\$0.00	\$10,000.00	\$3,374.50	\$7,363.33	\$636.67	\$2,000.00	0.00
25153	2600	54416	0000			<i>SUBTOTAL No Program</i>	<i>\$10,000.00</i>	<i>\$0.00</i>	<i>\$10,000.00</i>	<i>\$3,374.50</i>	<i>\$7,363.33</i>	<i>\$636.67</i>	<i>\$2,000.00</i>	<i>0.00</i>
25153	2600	54416				<i>SUBTOTAL</i>	<i>\$10,000.00</i>	<i>\$0.00</i>	<i>\$10,000.00</i>	<i>\$3,374.50</i>	<i>\$7,363.33</i>	<i>\$636.67</i>	<i>\$2,000.00</i>	<i>0.00</i>
25153	2600					<i>Communication Services</i>								
25153	2600					<i>SUBTOTAL Operation</i>	<i>\$10,000.00</i>	<i>\$0.00</i>	<i>\$10,000.00</i>	<i>\$3,374.50</i>	<i>\$7,363.33</i>	<i>\$636.67</i>	<i>\$2,000.00</i>	<i>0.00</i>
						<i>& Maintenance of Plant</i>								
						<i>Student Transportation</i>								
						<i>Vehicles General</i>								
						<i>No Program</i>								
25153	2700	57311	0000	000		GADSDEN DIST OFFICE	\$10,500.00	\$0.00	\$10,500.00	\$0.00	\$0.00	\$0.00	\$10,500.00	0.00
25153	2700	57311	0000			<i>SUBTOTAL No Program</i>	<i>\$10,500.00</i>	<i>\$0.00</i>	<i>\$10,500.00</i>	<i>\$0.00</i>	<i>\$0.00</i>	<i>\$0.00</i>	<i>\$10,500.00</i>	<i>0.00</i>
25153	2700	57311				<i>SUBTOTAL Vehicles</i>	<i>\$10,500.00</i>	<i>\$0.00</i>	<i>\$10,500.00</i>	<i>\$0.00</i>	<i>\$0.00</i>	<i>\$0.00</i>	<i>\$10,500.00</i>	<i>0.00</i>
25153	2700					<i>General</i>								
25153	2700					<i>SUBTOTAL Student</i>	<i>\$10,500.00</i>	<i>\$0.00</i>	<i>\$10,500.00</i>	<i>\$0.00</i>	<i>\$0.00</i>	<i>\$0.00</i>	<i>\$10,500.00</i>	<i>0.00</i>
25153	2000					<i>Transportation</i>								
25153	2000					<i>SUBTOTAL Support</i>	<i>\$6,797,383.00</i>	<i>\$296,078.00</i>	<i>\$7,093,461.00</i>	<i>\$360,327.23</i>	<i>\$995,784.07</i>	<i>\$517,650.44</i>	<i>\$5,580,226.49</i>	<i>22.00</i>
25153	2000					<i>Services</i>								
2515	3					<i>TOTAL Title XIX</i>	<i>\$6,799,383.00</i>	<i>\$296,078.00</i>	<i>\$7,095,461.00</i>	<i>\$360,327.23</i>	<i>\$995,784.07</i>	<i>\$517,650.44</i>	<i>\$5,582,026.49</i>	<i>22.00</i>
2515	3					<i>MEDICAID 3/21</i>								
2515	3					<i>Years</i>								
2500	0					<i>TOTAL Federal</i>	<i>\$6,799,383.00</i>	<i>\$296,078.00</i>	<i>\$7,095,461.00</i>	<i>\$360,327.23</i>	<i>\$995,784.07</i>	<i>\$517,650.44</i>	<i>\$5,582,026.49</i>	<i>22.00</i>
2500	0					<i>Direct Grants</i>								
26000						<i>Local Grants</i>								
26204						<i>Spaceport GRT Grant</i>								
						<i>- Dona Ana County</i>								
						<i>Instruction</i>								
						<i>Salaries Expense</i>								
						<i>Regular Education (K-</i>								
						<i>12) Programs</i>								
						<i>GADSDEN DIST</i>								
						<i>OFFICE</i>								
26204	1000	51100	1010	000	1411	Teachers-Grades 1-12	\$265,500.00	\$0.00	\$265,500.00	\$0.00	\$0.00	\$0.00	\$265,500.00	0.00
26204	1000	51100	1010	000		<i>SUBTOTAL GADSDEN</i>	<i>\$265,500.00</i>	<i>\$0.00</i>	<i>\$265,500.00</i>	<i>\$0.00</i>	<i>\$0.00</i>	<i>\$0.00</i>	<i>\$265,500.00</i>	<i>0.00</i>
26204	1000	51100	1010			<i>DIST OFFICE</i>								
26204	1000	51100	1010			<i>SUBTOTAL Regular</i>	<i>\$265,500.00</i>	<i>\$0.00</i>	<i>\$265,500.00</i>	<i>\$0.00</i>	<i>\$0.00</i>	<i>\$0.00</i>	<i>\$265,500.00</i>	<i>0.00</i>
26204	1000	51100				<i>Education (K-12) Programs</i>								
26204	1000	51100				<i>SUBTOTAL Salaries</i>	<i>\$265,500.00</i>	<i>\$0.00</i>	<i>\$265,500.00</i>	<i>\$0.00</i>	<i>\$0.00</i>	<i>\$0.00</i>	<i>\$265,500.00</i>	<i>0.00</i>
26204	1000	51100				<i>Expense</i>								
						<i>Additional Compensation</i>								
						<i>Regular Education (K-</i>								
						<i>12) Programs</i>								
						<i>GADSDEN DIST</i>								
						<i>OFFICE</i>								
26204	1000	51300	1010	000	1411	Teachers-Grades 1-12	\$285,000.00	\$0.00	\$285,000.00	\$17,993.86	\$46,506.91	\$23,038.08	\$215,455.01	0.00
26204	1000	51300	1010	000		<i>SUBTOTAL GADSDEN</i>	<i>\$285,000.00</i>	<i>\$0.00</i>	<i>\$285,000.00</i>	<i>\$17,993.86</i>	<i>\$46,506.91</i>	<i>\$23,038.08</i>	<i>\$215,455.01</i>	<i>0.00</i>
26204	1000	51300	1010			<i>DIST OFFICE</i>								
26204	1000	51300	1010			<i>SUBTOTAL Regular</i>	<i>\$285,000.00</i>	<i>\$0.00</i>	<i>\$285,000.00</i>	<i>\$17,993.86</i>	<i>\$46,506.91</i>	<i>\$23,038.08</i>	<i>\$215,455.01</i>	<i>0.00</i>
26204	1000	51300				<i>Education (K-12) Programs</i>								

State of New Mexico
Public School Operating Budget - Actuals Expenditure Detail Report
Gadsden - Third Quarter (Jan - Mar) - Expenditure
Submitted

Fund	Func	Obj	Prg	Loc	Job	Description	Budget	Adjustments	Adjusted Budget	Current Period	YTD	Encumbrance	Budget Balance	FTE
26204	1000	51300				<i>SUBTOTAL Additional Compensation</i>	\$285,000.00	\$0.00	\$285,000.00	\$17,993.86	\$46,506.91	\$23,038.08	\$215,455.01	0.00
		52111				Educational Retirement								
		0000				No Program								
26204	1000	52111	0000	000		GADSDEN DIST OFFICE	\$50,600.00	\$0.00	\$50,600.00	\$2,726.52	\$7,047.03	\$3,490.81	\$40,062.16	0.00
26204	1000	52111	0000			<i>SUBTOTAL No Program</i>	\$50,600.00	\$0.00	\$50,600.00	\$2,726.52	\$7,047.03	\$3,490.81	\$40,062.16	0.00
26204	1000	52111				<i>SUBTOTAL Educational Retirement</i>	\$50,600.00	\$0.00	\$50,600.00	\$2,726.52	\$7,047.03	\$3,490.81	\$40,062.16	0.00
		52112				ERA - Retiree Health								
		0000				No Program								
26204	1000	52112	0000	000		GADSDEN DIST OFFICE	\$7,010.00	\$0.00	\$7,010.00	\$360.94	\$932.64	\$462.24	\$5,615.12	0.00
26204	1000	52112	0000			<i>SUBTOTAL No Program</i>	\$7,010.00	\$0.00	\$7,010.00	\$360.94	\$932.64	\$462.24	\$5,615.12	0.00
26204	1000	52112				<i>SUBTOTAL ERA - Retiree Health</i>	\$7,010.00	\$0.00	\$7,010.00	\$360.94	\$932.64	\$462.24	\$5,615.12	0.00
		52210				FICA Payments								
		0000				No Program								
26204	1000	52210	0000	000		GADSDEN DIST OFFICE	\$22,421.00	\$0.00	\$22,421.00	\$1,057.26	\$2,734.35	\$1,352.86	\$18,333.79	0.00
26204	1000	52210	0000			<i>SUBTOTAL No Program</i>	\$22,421.00	\$0.00	\$22,421.00	\$1,057.26	\$2,734.35	\$1,352.86	\$18,333.79	0.00
26204	1000	52210				<i>SUBTOTAL FICA Payments</i>	\$22,421.00	\$0.00	\$22,421.00	\$1,057.26	\$2,734.35	\$1,352.86	\$18,333.79	0.00
		52220				Medicare Payments								
		0000				No Program								
26204	1000	52220	0000	000		GADSDEN DIST OFFICE	\$5,082.00	\$0.00	\$5,082.00	\$247.00	\$638.76	\$315.95	\$4,127.29	0.00
26204	1000	52220	0000			<i>SUBTOTAL No Program</i>	\$5,082.00	\$0.00	\$5,082.00	\$247.00	\$638.76	\$315.95	\$4,127.29	0.00
26204	1000	52220				<i>SUBTOTAL Medicare Payments</i>	\$5,082.00	\$0.00	\$5,082.00	\$247.00	\$638.76	\$315.95	\$4,127.29	0.00
		52311				Health and Medical Premiums								
		0000				No Program								
26204	1000	52311	0000	000		GADSDEN DIST OFFICE	\$0.00	\$0.00	\$0.00	\$1,121.48	\$2,899.75	\$1,456.97	(\$4,356.72)	0.00
26204	1000	52311	0000			<i>SUBTOTAL No Program</i>	\$0.00	\$0.00	\$0.00	\$1,121.48	\$2,899.75	\$1,456.97	(\$4,356.72)	0.00
26204	1000	52311				<i>SUBTOTAL Health and Medical Premiums</i>	\$0.00	\$0.00	\$0.00	\$1,121.48	\$2,899.75	\$1,456.97	(\$4,356.72)	0.00
		52312				Life								
		0000				No Program								
26204	1000	52312	0000	000		GADSDEN DIST OFFICE	\$0.00	\$0.00	\$0.00	\$35.24	\$81.79	\$35.81	(\$117.60)	0.00
26204	1000	52312	0000			<i>SUBTOTAL No Program</i>	\$0.00	\$0.00	\$0.00	\$35.24	\$81.79	\$35.81	(\$117.60)	0.00
26204	1000	52312				<i>SUBTOTAL Life</i>	\$0.00	\$0.00	\$0.00	\$35.24	\$81.79	\$35.81	(\$117.60)	0.00
		52313				Dental								
		0000				No Program								
26204	1000	52313	0000	000		GADSDEN DIST OFFICE	\$0.00	\$0.00	\$0.00	\$72.39	\$196.10	\$73.78	(\$269.88)	0.00
26204	1000	52313	0000			<i>SUBTOTAL No Program</i>	\$0.00	\$0.00	\$0.00	\$72.39	\$196.10	\$73.78	(\$269.88)	0.00
26204	1000	52313				<i>SUBTOTAL Dental</i>	\$0.00	\$0.00	\$0.00	\$72.39	\$196.10	\$73.78	(\$269.88)	0.00
		52314				Vision								
		0000				No Program								
26204	1000	52314	0000	000		GADSDEN DIST OFFICE	\$0.00	\$0.00	\$0.00	\$12.54	\$35.90	\$10.88	(\$46.78)	0.00

State of New Mexico
Public School Operating Budget - Actuals Expenditure Detail Report
Gadsden - Third Quarter (Jan - Mar) - Expenditure
Submitted

Fund	Func	Obj	Prg	Loc	Job	Description	Budget	Adjustments	Adjusted Budget	Current Period	YTD	Encumbrance	Budget Balance	FTE
26204	1000	52314	0000			<i>SUBTOTAL No Program</i>	\$0.00	\$0.00	\$0.00	\$12.54	\$35.90	\$10.88	(\$46.78)	0.00
26204	1000	52314				<i>SUBTOTAL Vision</i>	\$0.00	\$0.00	\$0.00	\$12.54	\$35.90	\$10.88	(\$46.78)	0.00
		52315				Disability								
		0000				No Program								
26204	1000	52315	0000	000		GADSDEN DIST OFFICE	\$0.00	\$0.00	\$0.00	\$28.20	\$101.39	\$19.68	(\$121.07)	0.00
26204	1000	52315	0000			<i>SUBTOTAL No Program</i>	\$0.00	\$0.00	\$0.00	\$28.20	\$101.39	\$19.68	(\$121.07)	0.00
26204	1000	52315				<i>SUBTOTAL Disability</i>	\$0.00	\$0.00	\$0.00	\$28.20	\$101.39	\$19.68	(\$121.07)	0.00
		52500				Unemployment								
		0000				Compensation								
		0000				No Program								
26204	1000	52500	0000	000		GADSDEN DIST OFFICE	\$0.00	\$0.00	\$0.00	\$12.77	\$33.16	\$16.40	(\$49.56)	0.00
26204	1000	52500	0000			<i>SUBTOTAL No Program</i>	\$0.00	\$0.00	\$0.00	\$12.77	\$33.16	\$16.40	(\$49.56)	0.00
26204	1000	52500				<i>SUBTOTAL Unemployment</i>	\$0.00	\$0.00	\$0.00	\$12.77	\$33.16	\$16.40	(\$49.56)	0.00
		52710				Workers Compensation								
		0000				Premium								
		0000				No Program								
26204	1000	52710	0000	000		GADSDEN DIST OFFICE	\$0.00	\$0.00	\$0.00	\$497.19	\$1,284.95	\$636.63	(\$1,921.58)	0.00
26204	1000	52710	0000			<i>SUBTOTAL No Program</i>	\$0.00	\$0.00	\$0.00	\$497.19	\$1,284.95	\$636.63	(\$1,921.58)	0.00
26204	1000	52710				<i>SUBTOTAL Workers</i>	\$0.00	\$0.00	\$0.00	\$497.19	\$1,284.95	\$636.63	(\$1,921.58)	0.00
		52720				Compensation Employer's								
		0000				Fee								
		0000				No Program								
26204	1000	52720	0000	000		GADSDEN DIST OFFICE	\$0.00	\$0.00	\$0.00	\$2.89	\$9.13	\$2.87	(\$12.00)	0.00
26204	1000	52720	0000			<i>SUBTOTAL No Program</i>	\$0.00	\$0.00	\$0.00	\$2.89	\$9.13	\$2.87	(\$12.00)	0.00
26204	1000	52720				<i>SUBTOTAL Workers</i>	\$0.00	\$0.00	\$0.00	\$2.89	\$9.13	\$2.87	(\$12.00)	0.00
		53330				Professional								
		1010				Development								
		1010				Regular Education (K-								
		1010				12) Programs								
26204	1000	53330	1010	000		GADSDEN DIST OFFICE	\$357,415.00	\$0.00	\$357,415.00	\$0.00	\$0.00	\$0.00	\$357,415.00	0.00
26204	1000	53330	1010			<i>SUBTOTAL Regular</i>	\$357,415.00	\$0.00	\$357,415.00	\$0.00	\$0.00	\$0.00	\$357,415.00	0.00
26204	1000	53330				<i>SUBTOTAL Professional</i>	\$357,415.00	\$0.00	\$357,415.00	\$0.00	\$0.00	\$0.00	\$357,415.00	0.00
		53414				Development								
		1010				Other Services								
		1010				Regular Education (K-								
		1010				12) Programs								
26204	1000	53414	1010	000		GADSDEN DIST OFFICE	\$277,408.00	\$0.00	\$277,408.00	\$0.00	\$14,856.35	\$33,816.28	\$228,735.37	0.00
26204	1000	53414	1010			<i>SUBTOTAL Regular</i>	\$277,408.00	\$0.00	\$277,408.00	\$0.00	\$14,856.35	\$33,816.28	\$228,735.37	0.00
26204	1000	53414				<i>SUBTOTAL Other Services</i>	\$277,408.00	\$0.00	\$277,408.00	\$0.00	\$14,856.35	\$33,816.28	\$228,735.37	0.00
		53711				Other Charges								
		1010				Regular Education (K-								
		1010				12) Programs								

State of New Mexico
Public School Operating Budget - Actuals Expenditure Detail Report
Gadsden - Third Quarter (Jan - Mar) - Expenditure
Submitted

Fund	Func	Obj	Prg	Loc	Job	Description	Budget	Adjustments	Adjusted Budget	Current Period	YTD	Encumbrance	Budget Balance	FTE	
26204	1000	53711	1010	000		GADSDEN DIST OFFICE	\$110,000.00	\$0.00	\$110,000.00	\$0.00		\$0.00	\$0.00	\$110,000.00	0.00
26204	1000	53711	1010			SUBTOTAL Regular Education (K-12) Programs	\$110,000.00	\$0.00	\$110,000.00	\$0.00		\$0.00	\$0.00	\$110,000.00	0.00
26204	1000	53711				SUBTOTAL Other Charges	\$110,000.00	\$0.00	\$110,000.00	\$0.00		\$0.00	\$0.00	\$110,000.00	0.00
		55817				Student Travel									
			1010			Regular Education (K-12) Programs									
26204	1000	55817	1010	000		GADSDEN DIST OFFICE	\$215,000.00	\$0.00	\$215,000.00	\$0.00		\$0.00	\$0.00	\$215,000.00	0.00
26204	1000	55817	1010			SUBTOTAL Regular Education (K-12) Programs	\$215,000.00	\$0.00	\$215,000.00	\$0.00		\$0.00	\$0.00	\$215,000.00	0.00
26204	1000	55817				SUBTOTAL Student Travel	\$215,000.00	\$0.00	\$215,000.00	\$0.00		\$0.00	\$0.00	\$215,000.00	0.00
		55915				Other Contract Services									
			1010			Regular Education (K-12) Programs									
26204	1000	55915	1010	000		GADSDEN DIST OFFICE	\$30,000.00	\$0.00	\$30,000.00	\$0.00		\$0.00	\$0.00	\$30,000.00	0.00
26204	1000	55915	1010			SUBTOTAL Regular Education (K-12) Programs	\$30,000.00	\$0.00	\$30,000.00	\$0.00		\$0.00	\$0.00	\$30,000.00	0.00
26204	1000	55915				SUBTOTAL Other Contract Services	\$30,000.00	\$0.00	\$30,000.00	\$0.00		\$0.00	\$0.00	\$30,000.00	0.00
		56112				Other Textbooks									
			1010			Regular Education (K-12) Programs									
26204	1000	56112	1010	000		GADSDEN DIST OFFICE	\$0.00	\$0.00	\$0.00	\$0.00	\$10,800.00	\$0.00	(\$10,800.00)	0.00	
26204	1000	56112	1010			SUBTOTAL Regular Education (K-12) Programs	\$0.00	\$0.00	\$0.00	\$0.00	\$10,800.00	\$0.00	(\$10,800.00)	0.00	
26204	1000	56112				SUBTOTAL Other Textbooks	\$0.00	\$0.00	\$0.00	\$0.00	\$10,800.00	\$0.00	(\$10,800.00)	0.00	
		56113				Software									
			1010			Regular Education (K-12) Programs									
26204	1000	56113	1010	000		GADSDEN DIST OFFICE	\$300,000.00	\$0.00	\$300,000.00	\$0.00		\$0.00	\$50,000.00	\$250,000.00	0.00
26204	1000	56113	1010			SUBTOTAL Regular Education (K-12) Programs	\$300,000.00	\$0.00	\$300,000.00	\$0.00		\$0.00	\$50,000.00	\$250,000.00	0.00
26204	1000	56113				SUBTOTAL Software	\$300,000.00	\$0.00	\$300,000.00	\$0.00		\$0.00	\$50,000.00	\$250,000.00	0.00
		56118				General Supplies and Materials									
			1010			Regular Education (K-12) Programs									
26204	1000	56118	1010	000		GADSDEN DIST OFFICE	\$205,000.00	\$50,000.00	\$255,000.00	\$0.00		\$0.00	\$0.00	\$255,000.00	0.00
26204	1000	56118	1010			SUBTOTAL Regular Education (K-12) Programs	\$205,000.00	\$50,000.00	\$255,000.00	\$0.00		\$0.00	\$0.00	\$255,000.00	0.00
26204	1000	56118				SUBTOTAL General Supplies and Materials	\$205,000.00	\$50,000.00	\$255,000.00	\$0.00		\$0.00	\$0.00	\$255,000.00	0.00
		57331				Fixed Assets (more than \$5,000)									
			1010			Regular Education (K-12) Programs									
26204	1000	57331	1010	000		GADSDEN DIST OFFICE	\$120,158.00	\$50,000.00	\$170,158.00	\$0.00		\$0.00	\$0.00	\$170,158.00	0.00
26204	1000	57331	1010			SUBTOTAL Regular Education (K-12) Programs	\$120,158.00	\$50,000.00	\$170,158.00	\$0.00		\$0.00	\$0.00	\$170,158.00	0.00

State of New Mexico
Public School Operating Budget - Actuals Expenditure Detail Report
Gadsden - Third Quarter (Jan - Mar) - Expenditure
Submitted

Fund	Func	Obj	Prg	Loc	Job	Description	Budget	Adjustments	Adjusted Budget	Current Period	YTD	Encumbrance	Budget Balance	FTE
26204	1000	57331				<i>SUBTOTAL Fixed Assets</i>	\$120,158.00	\$50,000.00	\$170,158.00	\$0.00		\$0.00	\$170,158.00	0.00
						<i>(more than \$5,000)</i>								
		57332				Supply Assets (\$5,000 or less)								
				1010		Regular Education (K-12) Programs								
26204	1000	57332	1010	000		GADSDEN DIST OFFICE	\$187,445.00	\$50,283.00	\$237,728.00	\$0.00	\$0.00	\$78,180.90	\$159,547.10	0.00
26204	1000	57332	1010			<i>SUBTOTAL Regular Education (K-12) Programs</i>	\$187,445.00	\$50,283.00	\$237,728.00	\$0.00	\$0.00	\$78,180.90	\$159,547.10	0.00
26204	1000	57332				<i>SUBTOTAL Supply Assets (\$5,000 or less)</i>	\$187,445.00	\$50,283.00	\$237,728.00	\$0.00	\$0.00	\$78,180.90	\$159,547.10	0.00
26204	1000					SUBTOTAL	\$2,438,039.00	\$150,283.00	\$2,588,322.00	\$24,168.28	\$88,158.21	\$192,910.14	\$2,307,253.65	0.00
						<i>Instruction</i>								
		2000				Support Services								
		2200				Support Services-Instruction								
						Salaries Expense								
		51100				No Program								
				0000		GADSDEN DIST OFFICE								
26204	2200	51100	0000	000	1211	Coordinator/Subject Matter Specialist	\$155,000.00	\$0.00	\$155,000.00	\$35,306.70	\$103,118.69	\$38,107.92	\$13,773.39	3.00
26204	2200	51100	0000	000		<i>SUBTOTAL GADSDEN DIST OFFICE</i>	\$155,000.00	\$0.00	\$155,000.00	\$35,306.70	\$103,118.69	\$38,107.92	\$13,773.39	3.00
26204	2200	51100	0000			<i>SUBTOTAL No Program</i>	\$155,000.00	\$0.00	\$155,000.00	\$35,306.70	\$103,118.69	\$38,107.92	\$13,773.39	3.00
26204	2200	51100				<i>SUBTOTAL Salaries Expense</i>	\$155,000.00	\$0.00	\$155,000.00	\$35,306.70	\$103,118.69	\$38,107.92	\$13,773.39	3.00
						<i>Educational Retirement</i>								
		52111				No Program								
26204	2200	52111	0000	000		GADSDEN DIST OFFICE	\$21,933.00	\$0.00	\$21,933.00	\$5,349.00	\$15,622.58	\$5,773.38	\$537.04	0.00
26204	2200	52111	0000			<i>SUBTOTAL No Program</i>	\$21,933.00	\$0.00	\$21,933.00	\$5,349.00	\$15,622.58	\$5,773.38	\$537.04	0.00
26204	2200	52111				<i>SUBTOTAL Educational Retirement</i>	\$21,933.00	\$0.00	\$21,933.00	\$5,349.00	\$15,622.58	\$5,773.38	\$537.04	0.00
						<i>ERA - Retiree Health</i>								
		52112				No Program								
26204	2200	52112	0000	000		GADSDEN DIST OFFICE	\$3,100.00	\$0.00	\$3,100.00	\$706.14	\$2,062.39	\$762.17	\$275.44	0.00
26204	2200	52112	0000			<i>SUBTOTAL No Program</i>	\$3,100.00	\$0.00	\$3,100.00	\$706.14	\$2,062.39	\$762.17	\$275.44	0.00
26204	2200	52112				<i>SUBTOTAL ERA - Retiree Health</i>	\$3,100.00	\$0.00	\$3,100.00	\$706.14	\$2,062.39	\$762.17	\$275.44	0.00
						<i>FICA Payments</i>								
		52210				No Program								
26204	2200	52210	0000	000		GADSDEN DIST OFFICE	\$9,610.00	\$0.00	\$9,610.00	\$2,065.68	\$6,047.15	\$2,239.35	\$1,323.50	0.00
26204	2200	52210	0000			<i>SUBTOTAL No Program</i>	\$9,610.00	\$0.00	\$9,610.00	\$2,065.68	\$6,047.15	\$2,239.35	\$1,323.50	0.00
26204	2200	52210				<i>SUBTOTAL FICA Payments</i>	\$9,610.00	\$0.00	\$9,610.00	\$2,065.68	\$6,047.15	\$2,239.35	\$1,323.50	0.00
						<i>Medicare Payments</i>								
		52220				No Program								
26204	2200	52220	0000	000		GADSDEN DIST OFFICE	\$2,248.00	\$0.00	\$2,248.00	\$483.12	\$1,414.29	\$523.73	\$309.98	0.00
26204	2200	52220	0000			<i>SUBTOTAL No Program</i>	\$2,248.00	\$0.00	\$2,248.00	\$483.12	\$1,414.29	\$523.73	\$309.98	0.00

State of New Mexico
Public School Operating Budget - Actuals Expenditure Detail Report
Gadsden - Third Quarter (Jan - Mar) - Expenditure
Submitted

Fund	Func	Obj	Prg	Loc	Job	Description	Budget	Adjustments	Adjusted Budget	Current Period	YTD	Encumbrance	Budget Balance	FTE
26204	2200	52220				<i>SUBTOTAL Medicare Payments</i>	<i>\$2,248.00</i>	<i>\$0.00</i>	<i>\$2,248.00</i>	<i>\$483.12</i>	<i>\$1,414.29</i>	<i>\$523.73</i>	<i>\$309.98</i>	<i>0.00</i>
		52311				Health and Medical Premiums								
		0000				No Program								
26204	2200	52311	0000	000		GADSDEN DIST OFFICE	\$17,464.00	\$0.00	\$17,464.00	\$2,778.60	\$7,794.07	\$2,778.60	\$6,891.33	0.00
26204	2200	52311	0000			<i>SUBTOTAL No Program</i>	<i>\$17,464.00</i>	<i>\$0.00</i>	<i>\$17,464.00</i>	<i>\$2,778.60</i>	<i>\$7,794.07</i>	<i>\$2,778.60</i>	<i>\$6,891.33</i>	<i>0.00</i>
26204	2200	52311				<i>SUBTOTAL Health and Medical Premiums</i>	<i>\$17,464.00</i>	<i>\$0.00</i>	<i>\$17,464.00</i>	<i>\$2,778.60</i>	<i>\$7,794.07</i>	<i>\$2,778.60</i>	<i>\$6,891.33</i>	<i>0.00</i>
		52312				Life								
		0000				No Program								
26204	2200	52312	0000	000		GADSDEN DIST OFFICE	\$231.00	\$0.00	\$231.00	\$31.56	\$89.42	\$34.19	\$107.39	0.00
26204	2200	52312	0000			<i>SUBTOTAL No Program</i>	<i>\$231.00</i>	<i>\$0.00</i>	<i>\$231.00</i>	<i>\$31.56</i>	<i>\$89.42</i>	<i>\$34.19</i>	<i>\$107.39</i>	<i>0.00</i>
26204	2200	52312				<i>SUBTOTAL Life</i>	<i>\$231.00</i>	<i>\$0.00</i>	<i>\$231.00</i>	<i>\$31.56</i>	<i>\$89.42</i>	<i>\$34.19</i>	<i>\$107.39</i>	<i>0.00</i>
		52313				Dental								
		0000				No Program								
26204	2200	52313	0000	000		GADSDEN DIST OFFICE	\$938.00	\$0.00	\$938.00	\$97.98	\$277.61	\$97.98	\$562.41	0.00
26204	2200	52313	0000			<i>SUBTOTAL No Program</i>	<i>\$938.00</i>	<i>\$0.00</i>	<i>\$938.00</i>	<i>\$97.98</i>	<i>\$277.61</i>	<i>\$97.98</i>	<i>\$562.41</i>	<i>0.00</i>
26204	2200	52313				<i>SUBTOTAL Dental</i>	<i>\$938.00</i>	<i>\$0.00</i>	<i>\$938.00</i>	<i>\$97.98</i>	<i>\$277.61</i>	<i>\$97.98</i>	<i>\$562.41</i>	<i>0.00</i>
		52314				Vision								
		0000				No Program								
26204	2200	52314	0000	000		GADSDEN DIST OFFICE	\$155.00	\$0.00	\$155.00	\$18.90	\$53.55	\$18.90	\$82.55	0.00
26204	2200	52314	0000			<i>SUBTOTAL No Program</i>	<i>\$155.00</i>	<i>\$0.00</i>	<i>\$155.00</i>	<i>\$18.90</i>	<i>\$53.55</i>	<i>\$18.90</i>	<i>\$82.55</i>	<i>0.00</i>
26204	2200	52314				<i>SUBTOTAL Vision</i>	<i>\$155.00</i>	<i>\$0.00</i>	<i>\$155.00</i>	<i>\$18.90</i>	<i>\$53.55</i>	<i>\$18.90</i>	<i>\$82.55</i>	<i>0.00</i>
		52315				Disability								
		0000				No Program								
26204	2200	52315	0000	000		GADSDEN DIST OFFICE	\$138.00	\$0.00	\$138.00	\$64.38	\$172.33	\$64.38	(\$98.71)	0.00
26204	2200	52315	0000			<i>SUBTOTAL No Program</i>	<i>\$138.00</i>	<i>\$0.00</i>	<i>\$138.00</i>	<i>\$64.38</i>	<i>\$172.33</i>	<i>\$64.38</i>	<i>(\$98.71)</i>	<i>0.00</i>
26204	2200	52315				<i>SUBTOTAL Disability</i>	<i>\$138.00</i>	<i>\$0.00</i>	<i>\$138.00</i>	<i>\$64.38</i>	<i>\$172.33</i>	<i>\$64.38</i>	<i>(\$98.71)</i>	<i>0.00</i>
		52500				Unemployment Compensation								
		0000				No Program								
26204	2200	52500	0000	000		GADSDEN DIST OFFICE	\$133.00	\$0.00	\$133.00	\$26.22	\$76.58	\$28.30	\$28.12	0.00
26204	2200	52500	0000			<i>SUBTOTAL No Program</i>	<i>\$133.00</i>	<i>\$0.00</i>	<i>\$133.00</i>	<i>\$26.22</i>	<i>\$76.58</i>	<i>\$28.30</i>	<i>\$28.12</i>	<i>0.00</i>
26204	2200	52500				<i>SUBTOTAL Unemployment Compensation</i>	<i>\$133.00</i>	<i>\$0.00</i>	<i>\$133.00</i>	<i>\$26.22</i>	<i>\$76.58</i>	<i>\$28.30</i>	<i>\$28.12</i>	<i>0.00</i>
		52710				Workers Compensation Premium								
		0000				No Program								
26204	2200	52710	0000	000		GADSDEN DIST OFFICE	\$3,322.00	\$0.00	\$3,322.00	\$974.82	\$2,847.11	\$1,052.16	(\$577.27)	0.00
26204	2200	52710	0000			<i>SUBTOTAL No Program</i>	<i>\$3,322.00</i>	<i>\$0.00</i>	<i>\$3,322.00</i>	<i>\$974.82</i>	<i>\$2,847.11</i>	<i>\$1,052.16</i>	<i>(\$577.27)</i>	<i>0.00</i>
26204	2200	52710				<i>SUBTOTAL Workers Compensation Premium</i>	<i>\$3,322.00</i>	<i>\$0.00</i>	<i>\$3,322.00</i>	<i>\$974.82</i>	<i>\$2,847.11</i>	<i>\$1,052.16</i>	<i>(\$577.27)</i>	<i>0.00</i>
		52720				Workers Compensation Employer's Fee								
		0000				No Program								

**State of New Mexico
Public School Operating Budget - Actuals Expenditure Detail Report
Gadsden - Third Quarter (Jan - Mar) - Expenditure
Submitted**

Fund	Func	Obj	Prg	Loc	Job	Description	Budget	Adjustments	Adjusted Budget	Current Period	YTD	Encumbrance	Budget Balance	FTE
26204	2200	52720	0000	000		GADSDEN DIST OFFICE	\$20.00	\$0.00	\$20.00	\$4.60	\$13.80	\$4.60	\$1.60	0.00
26204	2200	52720	0000			SUBTOTAL No Program	\$20.00	\$0.00	\$20.00	\$4.60	\$13.80	\$4.60	\$1.60	0.00
26204	2200	52720				SUBTOTAL Workers Compensation Employer's Fee	\$20.00	\$0.00	\$20.00	\$4.60	\$13.80	\$4.60	\$1.60	0.00
		53330				Professional Development No Program								
26204	2200	53330	0000	000		GADSDEN DIST OFFICE	\$25,000.00	\$0.00	\$25,000.00	\$0.00	\$0.00	\$0.00	\$25,000.00	0.00
26204	2200	53330	0000			SUBTOTAL No Program	\$25,000.00	\$0.00	\$25,000.00	\$0.00	\$0.00	\$0.00	\$25,000.00	0.00
26204	2200	53330				SUBTOTAL Professional Development	\$25,000.00	\$0.00	\$25,000.00	\$0.00	\$0.00	\$0.00	\$25,000.00	0.00
26204	2200					SUBTOTAL Support Services-Instruction	\$239,292.00	\$0.00	\$239,292.00	\$47,907.70	\$139,589.57	\$51,485.66	\$48,216.77	3.00
		2300				Support Services-General Administration								
		53713				Indirect Costs - Program Administration No Program								
26204	2300	53713	0000	000		GADSDEN DIST OFFICE	\$292,556.00	\$0.00	\$292,556.00	\$6,786.65	\$8,950.49	\$0.00	\$283,605.51	0.00
26204	2300	53713	0000			SUBTOTAL No Program	\$292,556.00	\$0.00	\$292,556.00	\$6,786.65	\$8,950.49	\$0.00	\$283,605.51	0.00
26204	2300	53713				SUBTOTAL Indirect Costs - Program Administration	\$292,556.00	\$0.00	\$292,556.00	\$6,786.65	\$8,950.49	\$0.00	\$283,605.51	0.00
26204	2300					SUBTOTAL Support Services-General Administration	\$292,556.00	\$0.00	\$292,556.00	\$6,786.65	\$8,950.49	\$0.00	\$283,605.51	0.00
		2600				Operation & Maintenance of Plant Communication Services								
		54416				No Program								
26204	2600	54416	0000	000		GADSDEN DIST OFFICE	\$25,000.00	\$0.00	\$25,000.00	\$0.00	\$0.00	\$0.00	\$25,000.00	0.00
26204	2600	54416	0000			SUBTOTAL No Program	\$25,000.00	\$0.00	\$25,000.00	\$0.00	\$0.00	\$0.00	\$25,000.00	0.00
26204	2600	54416				SUBTOTAL Communication Services	\$25,000.00	\$0.00	\$25,000.00	\$0.00	\$0.00	\$0.00	\$25,000.00	0.00
26204	2600					SUBTOTAL Operation & Maintenance of Plant	\$25,000.00	\$0.00	\$25,000.00	\$0.00	\$0.00	\$0.00	\$25,000.00	0.00
26204	2000					SUBTOTAL Support Services	\$556,848.00	\$0.00	\$556,848.00	\$54,694.35	\$148,540.06	\$51,485.66	\$356,822.28	3.00
2620	4					TOTAL Spaceport GRT Grant - Dona Ana County	\$2,994,887.00	\$150,283.00	\$3,145,170.00	\$78,862.63	\$236,698.27	\$244,395.80	\$2,664,075.93	3.00
2600	0					TOTAL Local Grants	\$2,994,887.00	\$150,283.00	\$3,145,170.00	\$78,862.63	\$236,698.27	\$244,395.80	\$2,664,075.93	3.00
27000						State Flow-through Grants								
27107						27107 GOB Library Support Services								
		2000												

State of New Mexico
Public School Operating Budget - Actuals Expenditure Detail Report
Gadsden - Third Quarter (Jan - Mar) - Expenditure
Submitted

Fund	Func	Obj	Prg	Loc	Job	Description	Budget	Adjustments	Adjusted Budget	Current Period	YTD	Encumbrance	Budget Balance	FTE
	2200					Support Services- Instruction								
		56114				Library And Audio-Visual								
			0000			No Program								
27107	2200	56114	0000	000		GADSDEN DIST OFFICE	\$99,370.00	\$0.00	\$99,370.00	\$0.00	\$0.00	\$99,370.00	\$0.00	0.00
27107	2200	56114	0000			<i>SUBTOTAL No Program</i>	<i>\$99,370.00</i>	<i>\$0.00</i>	<i>\$99,370.00</i>	<i>\$0.00</i>	<i>\$0.00</i>	<i>\$99,370.00</i>	<i>\$0.00</i>	<i>0.00</i>
27107	2200	56114				<i>SUBTOTAL Library And Audio-Visual</i>	<i>\$99,370.00</i>	<i>\$0.00</i>	<i>\$99,370.00</i>	<i>\$0.00</i>	<i>\$0.00</i>	<i>\$99,370.00</i>	<i>\$0.00</i>	<i>0.00</i>
27107	2200					<i>SUBTOTAL Support Services-Instruction</i>	<i>\$99,370.00</i>	<i>\$0.00</i>	<i>\$99,370.00</i>	<i>\$0.00</i>	<i>\$0.00</i>	<i>\$99,370.00</i>	<i>\$0.00</i>	<i>0.00</i>
27107	2000					<i>SUBTOTAL Support Services</i>	<i>\$99,370.00</i>	<i>\$0.00</i>	<i>\$99,370.00</i>	<i>\$0.00</i>	<i>\$0.00</i>	<i>\$99,370.00</i>	<i>\$0.00</i>	<i>0.00</i>
2710	7					TOTAL 27107	\$99,370.00	\$0.00	\$99,370.00	\$0.00	\$0.00	\$99,370.00	\$0.00	0.00
27109						GOB Library								
						Instructional Materials - Special								
						Appropriations								
	1000					Instruction								
		56107				Instructional Materials Credit - 50% Textbooks								
			0000			No Program								
27109	1000	56107	0000	000		GADSDEN DIST OFFICE	\$0.00	\$0.00	\$0.00	\$31,165.10	\$69,430.32	\$0.00	(\$69,430.32)	0.00
27109	1000	56107	0000			<i>SUBTOTAL No Program</i>	<i>\$0.00</i>	<i>\$0.00</i>	<i>\$0.00</i>	<i>\$31,165.10</i>	<i>\$69,430.32</i>	<i>\$0.00</i>	<i>(\$69,430.32)</i>	<i>0.00</i>
						Regular Education (K- 12) Programs								
27109	1000	56107	1010	000		GADSDEN DIST OFFICE	\$57,627.00	\$0.00	\$57,627.00	\$0.00	\$0.00	\$0.00	\$57,627.00	0.00
27109	1000	56107	1010			<i>SUBTOTAL Regular Education (K-12) Programs</i>	<i>\$57,627.00</i>	<i>\$0.00</i>	<i>\$57,627.00</i>	<i>\$0.00</i>	<i>\$0.00</i>	<i>\$0.00</i>	<i>\$57,627.00</i>	<i>0.00</i>
27109	1000	56107				<i>SUBTOTAL Instructional Materials Credit - 50% Textbooks</i>	<i>\$57,627.00</i>	<i>\$0.00</i>	<i>\$57,627.00</i>	<i>\$31,165.10</i>	<i>\$69,430.32</i>	<i>\$0.00</i>	<i>(\$11,803.32)</i>	<i>0.00</i>
		56111				Instructional Materials Cash - 50% Textbooks								
			0000			No Program								
27109	1000	56111	0000	000		GADSDEN DIST OFFICE	\$0.00	\$0.00	\$0.00	\$0.00	\$14,374.29	\$0.00	(\$14,374.29)	0.00
27109	1000	56111	0000			<i>SUBTOTAL No Program</i>	<i>\$0.00</i>	<i>\$0.00</i>	<i>\$0.00</i>	<i>\$0.00</i>	<i>\$14,374.29</i>	<i>\$0.00</i>	<i>(\$14,374.29)</i>	<i>0.00</i>
						Regular Education (K- 12) Programs								
27109	1000	56111	1010	000		GADSDEN DIST OFFICE	\$57,626.00	\$0.00	\$57,626.00	\$0.00	\$0.00	\$0.00	\$57,626.00	0.00
27109	1000	56111	1010			<i>SUBTOTAL Regular Education (K-12) Programs</i>	<i>\$57,626.00</i>	<i>\$0.00</i>	<i>\$57,626.00</i>	<i>\$0.00</i>	<i>\$0.00</i>	<i>\$0.00</i>	<i>\$57,626.00</i>	<i>0.00</i>
27109	1000	56111				<i>SUBTOTAL Instructional Materials Cash - 50% Textbooks</i>	<i>\$57,626.00</i>	<i>\$0.00</i>	<i>\$57,626.00</i>	<i>\$0.00</i>	<i>\$14,374.29</i>	<i>\$0.00</i>	<i>\$43,251.71</i>	<i>0.00</i>
27109	1000					SUBTOTAL Instruction	\$115,253.00	\$0.00	\$115,253.00	\$31,165.10	\$83,804.61	\$0.00	\$31,448.39	0.00

State of New Mexico
Public School Operating Budget - Actuals Expenditure Detail Report
Gadsden - Third Quarter (Jan - Mar) - Expenditure
Submitted

Fund	Func	Obj	Prg	Loc	Job	Description	Budget	Adjustments	Adjusted Budget	Current Period	YTD	Encumbrance	Budget Balance	FTE
2710						TOTAL Instructional	\$115,253.00	\$0.00	\$115,253.00	\$31,165.10	\$83,804.61	\$0.00	\$31,448.39	0.00
9						Materials - Special								
						Appropriations								
27149						PreK Initiative								
	1000					Instruction								
		51100				Salaries Expense								
			0000			No Program								
				000		GADSDEN DIST								
						OFFICE								
27149	1000	51100	0000	000	1611	Substitutes-Sick Leave	\$0.00	\$0.00	\$0.00	\$12,990.00	\$32,834.55	\$1,848.00	(\$34,682.55)	0.00
27149	1000	51100	0000	000	1612	Substitutes-Other Leave	\$250,000.00	\$0.00	\$250,000.00	\$4,128.00	\$17,061.78	\$714.00	\$232,224.22	0.00
27149	1000	51100	0000	000		SUBTOTAL GADSDEN	\$250,000.00	\$0.00	\$250,000.00	\$17,118.00	\$49,896.33	\$2,562.00	\$197,541.67	0.00
						DIST OFFICE								
27149	1000	51100	0000			SUBTOTAL No Program	\$250,000.00	\$0.00	\$250,000.00	\$17,118.00	\$49,896.33	\$2,562.00	\$197,541.67	0.00
				1010		Regular Education (K-								
						12) Programs								
						GADSDEN DIST								
						OFFICE								
27149	1000	51100	1010	000	1411	Teachers-Grades 1-12	\$0.00	\$0.00	\$0.00	\$26,480.22	\$79,440.66	\$26,480.19	(\$105,920.85)	1.50
27149	1000	51100	1010	000	1414	Teachers-Preschool (exclude	\$1,285,000.00	\$0.00	\$1,285,000.00	\$245,840.02	\$672,194.58	\$275,377.88	\$337,427.54	18.00
						Special Ed)								
27149	1000	51100	1010	000	1714	Instructional Assistants Preschool	\$535,872.00	\$0.00	\$535,872.00	\$107,057.19	\$289,906.98	\$126,323.43	\$119,641.59	15.50
27149	1000	51100	1010	000		SUBTOTAL GADSDEN	\$1,820,872.00	\$0.00	\$1,820,872.00	\$379,377.43	\$1,041,542.22	\$428,181.50	\$351,148.28	35.00
						DIST OFFICE								
27149	1000	51100	1010			SUBTOTAL Regular	\$1,820,872.00	\$0.00	\$1,820,872.00	\$379,377.43	\$1,041,542.22	\$428,181.50	\$351,148.28	35.00
						Education (K-12) Programs								
27149	1000	51100				SUBTOTAL Salaries	\$2,070,872.00	\$0.00	\$2,070,872.00	\$396,495.43	\$1,091,438.55	\$430,743.50	\$548,689.95	35.00
						Expense								
						Educational Retirement								
						No Program								
27149	1000	52111	0000	000		GADSDEN DIST OFFICE	\$200,000.00	\$0.00	\$200,000.00	\$57,591.00	\$158,707.95	\$64,869.48	(\$23,577.43)	0.00
27149	1000	52111	0000			SUBTOTAL No Program	\$200,000.00	\$0.00	\$200,000.00	\$57,591.00	\$158,707.95	\$64,869.48	(\$23,577.43)	0.00
27149	1000	52111				SUBTOTAL Educational	\$200,000.00	\$0.00	\$200,000.00	\$57,591.00	\$158,707.95	\$64,869.48	(\$23,577.43)	0.00
						Retirement								
						ERA - Retiree Health								
						No Program								
27149	1000	52112	0000	000		GADSDEN DIST OFFICE	\$28,000.00	\$0.00	\$28,000.00	\$7,602.75	\$20,951.48	\$8,563.61	(\$1,515.09)	0.00
27149	1000	52112	0000			SUBTOTAL No Program	\$28,000.00	\$0.00	\$28,000.00	\$7,602.75	\$20,951.48	\$8,563.61	(\$1,515.09)	0.00
27149	1000	52112				SUBTOTAL ERA - Retiree	\$28,000.00	\$0.00	\$28,000.00	\$7,602.75	\$20,951.48	\$8,563.61	(\$1,515.09)	0.00
						Health								
						FICA Payments								
						No Program								
27149	1000	52210	0000	000		GADSDEN DIST OFFICE	\$86,000.00	\$0.00	\$86,000.00	\$22,999.91	\$63,248.20	\$24,879.27	(\$2,127.47)	0.00
27149	1000	52210	0000			SUBTOTAL No Program	\$86,000.00	\$0.00	\$86,000.00	\$22,999.91	\$63,248.20	\$24,879.27	(\$2,127.47)	0.00
27149	1000	52210				SUBTOTAL FICA	\$86,000.00	\$0.00	\$86,000.00	\$22,999.91	\$63,248.20	\$24,879.27	(\$2,127.47)	0.00
						Payments								
						Medicare Payments								
						No Program								

State of New Mexico
Public School Operating Budget - Actuals Expenditure Detail Report
Gadsden - Third Quarter (Jan - Mar) - Expenditure
Submitted

Fund	Func	Obj	Prg	Loc	Job	Description	Budget	Adjustments	Adjusted Budget	Current Period	YTD	Encumbrance	Budget Balance	FTE
27149	1000	52220	0000	000		GADSDEN DIST OFFICE	\$20,200.00	\$0.00	\$20,200.00	\$5,379.11	\$14,791.95	\$5,818.55	(\$410.50)	0.00
27149	1000	52220	0000			<i>SUBTOTAL No Program</i>	<i>\$20,200.00</i>	<i>\$0.00</i>	<i>\$20,200.00</i>	<i>\$5,379.11</i>	<i>\$14,791.95</i>	<i>\$5,818.55</i>	<i>(\$410.50)</i>	<i>0.00</i>
27149	1000	52220				<i>SUBTOTAL Medicare Payments</i>	<i>\$20,200.00</i>	<i>\$0.00</i>	<i>\$20,200.00</i>	<i>\$5,379.11</i>	<i>\$14,791.95</i>	<i>\$5,818.55</i>	<i>(\$410.50)</i>	<i>0.00</i>
		52311				Health and Medical Premiums								
		0000				No Program								
27149	1000	52311	0000	000		GADSDEN DIST OFFICE	\$157,000.00	\$0.00	\$157,000.00	\$37,969.80	\$107,509.82	\$42,939.71	\$6,550.47	0.00
27149	1000	52311	0000			<i>SUBTOTAL No Program</i>	<i>\$157,000.00</i>	<i>\$0.00</i>	<i>\$157,000.00</i>	<i>\$37,969.80</i>	<i>\$107,509.82</i>	<i>\$42,939.71</i>	<i>\$6,550.47</i>	<i>0.00</i>
27149	1000	52311				<i>SUBTOTAL Health and Medical Premiums</i>	<i>\$157,000.00</i>	<i>\$0.00</i>	<i>\$157,000.00</i>	<i>\$37,969.80</i>	<i>\$107,509.82</i>	<i>\$42,939.71</i>	<i>\$6,550.47</i>	<i>0.00</i>
		52312				Life								
		0000				No Program								
27149	1000	52312	0000	000		GADSDEN DIST OFFICE	\$2,100.00	\$0.00	\$2,100.00	\$702.84	\$1,912.32	\$831.04	(\$643.36)	0.00
27149	1000	52312	0000			<i>SUBTOTAL No Program</i>	<i>\$2,100.00</i>	<i>\$0.00</i>	<i>\$2,100.00</i>	<i>\$702.84</i>	<i>\$1,912.32</i>	<i>\$831.04</i>	<i>(\$643.36)</i>	<i>0.00</i>
27149	1000	52312				<i>SUBTOTAL Life</i>	<i>\$2,100.00</i>	<i>\$0.00</i>	<i>\$2,100.00</i>	<i>\$702.84</i>	<i>\$1,912.32</i>	<i>\$831.04</i>	<i>(\$643.36)</i>	<i>0.00</i>
		52313				Dental								
		0000				No Program								
27149	1000	52313	0000	000		GADSDEN DIST OFFICE	\$8,411.00	\$0.00	\$8,411.00	\$1,922.66	\$5,504.12	\$2,178.67	\$728.21	0.00
27149	1000	52313	0000			<i>SUBTOTAL No Program</i>	<i>\$8,411.00</i>	<i>\$0.00</i>	<i>\$8,411.00</i>	<i>\$1,922.66</i>	<i>\$5,504.12</i>	<i>\$2,178.67</i>	<i>\$728.21</i>	<i>0.00</i>
27149	1000	52313				<i>SUBTOTAL Dental</i>	<i>\$8,411.00</i>	<i>\$0.00</i>	<i>\$8,411.00</i>	<i>\$1,922.66</i>	<i>\$5,504.12</i>	<i>\$2,178.67</i>	<i>\$728.21</i>	<i>0.00</i>
		52314				Vision								
		0000				No Program								
27149	1000	52314	0000	000		GADSDEN DIST OFFICE	\$1,400.00	\$0.00	\$1,400.00	\$266.30	\$760.95	\$316.15	\$322.90	0.00
27149	1000	52314	0000			<i>SUBTOTAL No Program</i>	<i>\$1,400.00</i>	<i>\$0.00</i>	<i>\$1,400.00</i>	<i>\$266.30</i>	<i>\$760.95</i>	<i>\$316.15</i>	<i>\$322.90</i>	<i>0.00</i>
27149	1000	52314				<i>SUBTOTAL Vision</i>	<i>\$1,400.00</i>	<i>\$0.00</i>	<i>\$1,400.00</i>	<i>\$266.30</i>	<i>\$760.95</i>	<i>\$316.15</i>	<i>\$322.90</i>	<i>0.00</i>
		52315				Disability								
		0000				No Program								
27149	1000	52315	0000	000		GADSDEN DIST OFFICE	\$1,300.00	\$0.00	\$1,300.00	\$481.08	\$1,320.28	\$600.73	(\$621.01)	0.00
27149	1000	52315	0000			<i>SUBTOTAL No Program</i>	<i>\$1,300.00</i>	<i>\$0.00</i>	<i>\$1,300.00</i>	<i>\$481.08</i>	<i>\$1,320.28</i>	<i>\$600.73</i>	<i>(\$621.01)</i>	<i>0.00</i>
27149	1000	52315				<i>SUBTOTAL Disability</i>	<i>\$1,300.00</i>	<i>\$0.00</i>	<i>\$1,300.00</i>	<i>\$481.08</i>	<i>\$1,320.28</i>	<i>\$600.73</i>	<i>(\$621.01)</i>	<i>0.00</i>
		52500				Unemployment Compensation								
		0000				No Program								
27149	1000	52500	0000	000		GADSDEN DIST OFFICE	\$1,300.00	\$0.00	\$1,300.00	\$294.72	\$811.75	\$319.67	\$168.58	0.00
27149	1000	52500	0000			<i>SUBTOTAL No Program</i>	<i>\$1,300.00</i>	<i>\$0.00</i>	<i>\$1,300.00</i>	<i>\$294.72</i>	<i>\$811.75</i>	<i>\$319.67</i>	<i>\$168.58</i>	<i>0.00</i>
27149	1000	52500				<i>SUBTOTAL Unemployment Compensation</i>	<i>\$1,300.00</i>	<i>\$0.00</i>	<i>\$1,300.00</i>	<i>\$294.72</i>	<i>\$811.75</i>	<i>\$319.67</i>	<i>\$168.58</i>	<i>0.00</i>
		52710				Workers Compensation Premium								
		0000				No Program								
27149	1000	52710	0000	000		GADSDEN DIST OFFICE	\$20,000.00	\$0.00	\$20,000.00	\$10,963.53	\$30,192.93	\$11,892.66	(\$22,085.59)	0.00
27149	1000	52710	0000			<i>SUBTOTAL No Program</i>	<i>\$20,000.00</i>	<i>\$0.00</i>	<i>\$20,000.00</i>	<i>\$10,963.53</i>	<i>\$30,192.93</i>	<i>\$11,892.66</i>	<i>(\$22,085.59)</i>	<i>0.00</i>
27149	1000	52710				<i>SUBTOTAL Workers Compensation Premium</i>	<i>\$20,000.00</i>	<i>\$0.00</i>	<i>\$20,000.00</i>	<i>\$10,963.53</i>	<i>\$30,192.93</i>	<i>\$11,892.66</i>	<i>(\$22,085.59)</i>	<i>0.00</i>

State of New Mexico
Public School Operating Budget - Actuals Expenditure Detail Report
Gadsden - Third Quarter (Jan - Mar) - Expenditure
Submitted

Fund	Func	Obj	Prg	Loc	Job	Description	Budget	Adjustments	Adjusted Budget	Current Period	YTD	Encumbrance	Budget Balance	FTE
			52720			Workers Compensation Employer's Fee								
			0000			No Program								
27149	1000	52720	0000	000		GADSDEN DIST OFFICE	\$600.00	\$0.00	\$600.00	\$116.69	\$350.88	\$100.05	\$149.07	0.00
27149	1000	52720	0000			<i>SUBTOTAL No Program</i>	<i>\$600.00</i>	<i>\$0.00</i>	<i>\$600.00</i>	<i>\$116.69</i>	<i>\$350.88</i>	<i>\$100.05</i>	<i>\$149.07</i>	<i>0.00</i>
27149	1000	52720				<i>SUBTOTAL Workers Compensation Employer's Fee</i>	<i>\$600.00</i>	<i>\$0.00</i>	<i>\$600.00</i>	<i>\$116.69</i>	<i>\$350.88</i>	<i>\$100.05</i>	<i>\$149.07</i>	<i>0.00</i>
			53330			Professional Development								
			1010			Regular Education (K-12) Programs								
27149	1000	53330	1010	000		GADSDEN DIST OFFICE	\$30,000.00	\$0.00	\$30,000.00	\$988.68	\$1,628.68	\$0.00	\$28,371.32	0.00
27149	1000	53330	1010			<i>SUBTOTAL Regular Education (K-12) Programs</i>	<i>\$30,000.00</i>	<i>\$0.00</i>	<i>\$30,000.00</i>	<i>\$988.68</i>	<i>\$1,628.68</i>	<i>\$0.00</i>	<i>\$28,371.32</i>	<i>0.00</i>
27149	1000	53330				<i>SUBTOTAL Professional Development</i>	<i>\$30,000.00</i>	<i>\$0.00</i>	<i>\$30,000.00</i>	<i>\$988.68</i>	<i>\$1,628.68</i>	<i>\$0.00</i>	<i>\$28,371.32</i>	<i>0.00</i>
			53414			Other Services								
			1010			Regular Education (K-12) Programs								
27149	1000	53414	1010	000		GADSDEN DIST OFFICE	\$5,000.00	\$0.00	\$5,000.00	\$0.00	\$0.00	\$0.00	\$5,000.00	0.00
27149	1000	53414	1010			<i>SUBTOTAL Regular Education (K-12) Programs</i>	<i>\$5,000.00</i>	<i>\$0.00</i>	<i>\$5,000.00</i>	<i>\$0.00</i>	<i>\$0.00</i>	<i>\$0.00</i>	<i>\$5,000.00</i>	<i>0.00</i>
27149	1000	53414				<i>SUBTOTAL Other Services</i>	<i>\$5,000.00</i>	<i>\$0.00</i>	<i>\$5,000.00</i>	<i>\$0.00</i>	<i>\$0.00</i>	<i>\$0.00</i>	<i>\$5,000.00</i>	<i>0.00</i>
			54311			Maintenance & Repair - Furniture/Fixtures/Equipment								
			1010			Regular Education (K-12) Programs								
27149	1000	54311	1010	000		GADSDEN DIST OFFICE	\$0.00	\$0.00	\$0.00	\$0.00	\$0.00	\$255.00	(\$255.00)	0.00
27149	1000	54311	1010			<i>SUBTOTAL Regular Education (K-12) Programs</i>	<i>\$0.00</i>	<i>\$0.00</i>	<i>\$0.00</i>	<i>\$0.00</i>	<i>\$0.00</i>	<i>\$255.00</i>	<i>(\$255.00)</i>	<i>0.00</i>
27149	1000	54311				<i>SUBTOTAL Maintenance & Repair - Furniture/Fixtures/Equipment</i>	<i>\$0.00</i>	<i>\$0.00</i>	<i>\$0.00</i>	<i>\$0.00</i>	<i>\$0.00</i>	<i>\$255.00</i>	<i>(\$255.00)</i>	<i>0.00</i>
			55817			Student Travel								
			1010			Regular Education (K-12) Programs								
27149	1000	55817	1010	000		GADSDEN DIST OFFICE	\$10,000.00	\$0.00	\$10,000.00	\$0.00	\$7,054.03	\$0.00	\$2,945.97	0.00
27149	1000	55817	1010			<i>SUBTOTAL Regular Education (K-12) Programs</i>	<i>\$10,000.00</i>	<i>\$0.00</i>	<i>\$10,000.00</i>	<i>\$0.00</i>	<i>\$7,054.03</i>	<i>\$0.00</i>	<i>\$2,945.97</i>	<i>0.00</i>
27149	1000	55817				<i>SUBTOTAL Student Travel</i>	<i>\$10,000.00</i>	<i>\$0.00</i>	<i>\$10,000.00</i>	<i>\$0.00</i>	<i>\$7,054.03</i>	<i>\$0.00</i>	<i>\$2,945.97</i>	<i>0.00</i>
			55819			Employee Travel - Teachers								
			1010			Regular Education (K-12) Programs								
27149	1000	55819	1010	000		GADSDEN DIST OFFICE	\$13,000.00	\$0.00	\$13,000.00	\$335.06	\$719.25	\$11,505.75	\$775.00	0.00
27149	1000	55819	1010			<i>SUBTOTAL Regular Education (K-12) Programs</i>	<i>\$13,000.00</i>	<i>\$0.00</i>	<i>\$13,000.00</i>	<i>\$335.06</i>	<i>\$719.25</i>	<i>\$11,505.75</i>	<i>\$775.00</i>	<i>0.00</i>
27149	1000	55819				<i>SUBTOTAL Employee Travel - Teachers</i>	<i>\$13,000.00</i>	<i>\$0.00</i>	<i>\$13,000.00</i>	<i>\$335.06</i>	<i>\$719.25</i>	<i>\$11,505.75</i>	<i>\$775.00</i>	<i>0.00</i>

State of New Mexico
Public School Operating Budget - Actuals Expenditure Detail Report
Gadsden - Third Quarter (Jan - Mar) - Expenditure
Submitted

Fund	Func	Obj	Prg	Loc	Job	Description	Budget	Adjustments	Adjusted Budget	Current Period	YTD	Encumbrance	Budget Balance	FTE
		56113				Software								
			1010			Regular Education (K-12) Programs								
27149	1000	56113	1010	000		GADSDEN DIST OFFICE	\$0.00	\$0.00	\$0.00	\$0.00	\$3,025.00	\$0.00	(\$3,025.00)	0.00
27149	1000	56113	1010			<i>SUBTOTAL Regular Education (K-12) Programs</i>	<i>\$0.00</i>	<i>\$0.00</i>	<i>\$0.00</i>	<i>\$0.00</i>	<i>\$3,025.00</i>	<i>\$0.00</i>	<i>(\$3,025.00)</i>	<i>0.00</i>
27149	1000	56113				<i>SUBTOTAL Software</i>	<i>\$0.00</i>	<i>\$0.00</i>	<i>\$0.00</i>	<i>\$0.00</i>	<i>\$3,025.00</i>	<i>\$0.00</i>	<i>(\$3,025.00)</i>	<i>0.00</i>
		56118				General Supplies and Materials								
			1010			Regular Education (K-12) Programs								
27149	1000	56118	1010	000		GADSDEN DIST OFFICE	\$209,149.00	\$0.00	\$209,149.00	\$26,583.02	\$46,601.83	\$92,855.62	\$69,691.55	0.00
27149	1000	56118	1010			<i>SUBTOTAL Regular Education (K-12) Programs</i>	<i>\$209,149.00</i>	<i>\$0.00</i>	<i>\$209,149.00</i>	<i>\$26,583.02</i>	<i>\$46,601.83</i>	<i>\$92,855.62</i>	<i>\$69,691.55</i>	<i>0.00</i>
27149	1000	56118				<i>SUBTOTAL General Supplies and Materials</i>	<i>\$209,149.00</i>	<i>\$0.00</i>	<i>\$209,149.00</i>	<i>\$26,583.02</i>	<i>\$46,601.83</i>	<i>\$92,855.62</i>	<i>\$69,691.55</i>	<i>0.00</i>
		57332				Supply Assets (\$5,000 or less)								
			1010			Regular Education (K-12) Programs								
27149	1000	57332	1010	000		GADSDEN DIST OFFICE	\$48,000.00	\$0.00	\$48,000.00	\$10,426.92	\$40,420.69	\$46,552.91	(\$38,973.60)	0.00
27149	1000	57332	1010			<i>SUBTOTAL Regular Education (K-12) Programs</i>	<i>\$48,000.00</i>	<i>\$0.00</i>	<i>\$48,000.00</i>	<i>\$10,426.92</i>	<i>\$40,420.69</i>	<i>\$46,552.91</i>	<i>(\$38,973.60)</i>	<i>0.00</i>
27149	1000	57332				<i>SUBTOTAL Supply Assets (\$5,000 or less)</i>	<i>\$48,000.00</i>	<i>\$0.00</i>	<i>\$48,000.00</i>	<i>\$10,426.92</i>	<i>\$40,420.69</i>	<i>\$46,552.91</i>	<i>(\$38,973.60)</i>	<i>0.00</i>
27149	1000					SUBTOTAL	\$2,912,332.00	\$0.00	\$2,912,332.00	\$581,119.50	\$1,596,950.66	\$745,222.37	\$570,158.97	35.00
		2000				Instruction								
		2200				Support Services								
						Support Services-Instruction								
		51100				Salaries Expense								
			0000			No Program								
				000		GADSDEN DIST OFFICE								
27149	2200	51100	0000	000	1211	Coordinator/Subject Matter Specialist	\$159,500.00	\$0.00	\$159,500.00	\$38,840.82	\$122,972.97	\$38,840.89	(\$2,313.86)	2.00
27149	2200	51100	0000	000	1217	Secretarial/Clerical/Technical Assistants	\$22,568.00	\$0.00	\$22,568.00	\$4,625.28	\$13,104.96	\$5,396.16	\$4,066.88	1.00
27149	2200	51100	0000	000		<i>SUBTOTAL GADSDEN DIST OFFICE</i>	<i>\$182,068.00</i>	<i>\$0.00</i>	<i>\$182,068.00</i>	<i>\$43,466.10</i>	<i>\$136,077.93</i>	<i>\$44,237.05</i>	<i>\$1,753.02</i>	<i>3.00</i>
27149	2200	51100	0000			<i>SUBTOTAL No Program</i>	<i>\$182,068.00</i>	<i>\$0.00</i>	<i>\$182,068.00</i>	<i>\$43,466.10</i>	<i>\$136,077.93</i>	<i>\$44,237.05</i>	<i>\$1,753.02</i>	<i>3.00</i>
27149	2200	51100				<i>SUBTOTAL Salaries Expense</i>	<i>\$182,068.00</i>	<i>\$0.00</i>	<i>\$182,068.00</i>	<i>\$43,466.10</i>	<i>\$136,077.93</i>	<i>\$44,237.05</i>	<i>\$1,753.02</i>	<i>3.00</i>
		52111				Educational Retirement								
			0000			No Program								
27149	2200	52111	0000	000		GADSDEN DIST OFFICE	\$26,000.00	\$0.00	\$26,000.00	\$6,585.12	\$19,638.57	\$6,701.92	(\$340.49)	0.00
27149	2200	52111	0000			<i>SUBTOTAL No Program</i>	<i>\$26,000.00</i>	<i>\$0.00</i>	<i>\$26,000.00</i>	<i>\$6,585.12</i>	<i>\$19,638.57</i>	<i>\$6,701.92</i>	<i>(\$340.49)</i>	<i>0.00</i>
27149	2200	52111				<i>SUBTOTAL Educational Retirement</i>	<i>\$26,000.00</i>	<i>\$0.00</i>	<i>\$26,000.00</i>	<i>\$6,585.12</i>	<i>\$19,638.57</i>	<i>\$6,701.92</i>	<i>(\$340.49)</i>	<i>0.00</i>
		52112				ERA - Retiree Health								
			0000			No Program								

State of New Mexico
Public School Operating Budget - Actuals Expenditure Detail Report
Gadsden - Third Quarter (Jan - Mar) - Expenditure
Submitted

Fund	Func	Obj	Prg	Loc	Job	Description	Budget	Adjustments	Adjusted Budget	Current Period	YTD	Encumbrance	Budget Balance	FTE
27149	2200	52112	0000	000		GADSDEN DIST OFFICE	\$3,600.00	\$0.00	\$3,600.00	\$869.34	\$2,592.60	\$884.76	\$122.64	0.00
27149	2200	52112	0000			<i>SUBTOTAL No Program</i>	<i>\$3,600.00</i>	<i>\$0.00</i>	<i>\$3,600.00</i>	<i>\$869.34</i>	<i>\$2,592.60</i>	<i>\$884.76</i>	<i>\$122.64</i>	<i>0.00</i>
27149	2200	52112				<i>SUBTOTAL ERA - Retiree Health</i>	<i>\$3,600.00</i>	<i>\$0.00</i>	<i>\$3,600.00</i>	<i>\$869.34</i>	<i>\$2,592.60</i>	<i>\$884.76</i>	<i>\$122.64</i>	<i>0.00</i>
		52210				FICA Payments								
		0000				No Program								
27149	2200	52210	0000	000		GADSDEN DIST OFFICE	\$11,000.00	\$0.00	\$11,000.00	\$2,428.92	\$7,661.87	\$2,471.15	\$866.98	0.00
27149	2200	52210	0000			<i>SUBTOTAL No Program</i>	<i>\$11,000.00</i>	<i>\$0.00</i>	<i>\$11,000.00</i>	<i>\$2,428.92</i>	<i>\$7,661.87</i>	<i>\$2,471.15</i>	<i>\$866.98</i>	<i>0.00</i>
27149	2200	52210				<i>SUBTOTAL FICA Payments</i>	<i>\$11,000.00</i>	<i>\$0.00</i>	<i>\$11,000.00</i>	<i>\$2,428.92</i>	<i>\$7,661.87</i>	<i>\$2,471.15</i>	<i>\$866.98</i>	<i>0.00</i>
		52220				Medicare Payments								
		0000				No Program								
27149	2200	52220	0000	000		GADSDEN DIST OFFICE	\$2,600.00	\$0.00	\$2,600.00	\$568.02	\$1,791.87	\$577.91	\$230.22	0.00
27149	2200	52220	0000			<i>SUBTOTAL No Program</i>	<i>\$2,600.00</i>	<i>\$0.00</i>	<i>\$2,600.00</i>	<i>\$568.02</i>	<i>\$1,791.87</i>	<i>\$577.91</i>	<i>\$230.22</i>	<i>0.00</i>
27149	2200	52220				<i>SUBTOTAL Medicare Payments</i>	<i>\$2,600.00</i>	<i>\$0.00</i>	<i>\$2,600.00</i>	<i>\$568.02</i>	<i>\$1,791.87</i>	<i>\$577.91</i>	<i>\$230.22</i>	<i>0.00</i>
		52311				Health and Medical Premiums								
		0000				No Program								
27149	2200	52311	0000	000		GADSDEN DIST OFFICE	\$23,000.00	\$0.00	\$23,000.00	\$6,386.04	\$18,739.56	\$6,588.35	(\$2,327.91)	0.00
27149	2200	52311	0000			<i>SUBTOTAL No Program</i>	<i>\$23,000.00</i>	<i>\$0.00</i>	<i>\$23,000.00</i>	<i>\$6,386.04</i>	<i>\$18,739.56</i>	<i>\$6,588.35</i>	<i>(\$2,327.91)</i>	<i>0.00</i>
27149	2200	52311				<i>SUBTOTAL Health and Medical Premiums</i>	<i>\$23,000.00</i>	<i>\$0.00</i>	<i>\$23,000.00</i>	<i>\$6,386.04</i>	<i>\$18,739.56</i>	<i>\$6,588.35</i>	<i>(\$2,327.91)</i>	<i>0.00</i>
		52312				Life								
		0000				No Program								
27149	2200	52312	0000	000		GADSDEN DIST OFFICE	\$250.00	\$0.00	\$250.00	\$47.34	\$139.39	\$49.97	\$60.64	0.00
27149	2200	52312	0000			<i>SUBTOTAL No Program</i>	<i>\$250.00</i>	<i>\$0.00</i>	<i>\$250.00</i>	<i>\$47.34</i>	<i>\$139.39</i>	<i>\$49.97</i>	<i>\$60.64</i>	<i>0.00</i>
27149	2200	52312				<i>SUBTOTAL Life</i>	<i>\$250.00</i>	<i>\$0.00</i>	<i>\$250.00</i>	<i>\$47.34</i>	<i>\$139.39</i>	<i>\$49.97</i>	<i>\$60.64</i>	<i>0.00</i>
		52313				Dental								
		0000				No Program								
27149	2200	52313	0000	000		GADSDEN DIST OFFICE	\$1,100.00	\$0.00	\$1,100.00	\$337.98	\$915.63	\$342.99	(\$158.62)	0.00
27149	2200	52313	0000			<i>SUBTOTAL No Program</i>	<i>\$1,100.00</i>	<i>\$0.00</i>	<i>\$1,100.00</i>	<i>\$337.98</i>	<i>\$915.63</i>	<i>\$342.99</i>	<i>(\$158.62)</i>	<i>0.00</i>
27149	2200	52313				<i>SUBTOTAL Dental</i>	<i>\$1,100.00</i>	<i>\$0.00</i>	<i>\$1,100.00</i>	<i>\$337.98</i>	<i>\$915.63</i>	<i>\$342.99</i>	<i>(\$158.62)</i>	<i>0.00</i>
		52314				Vision								
		0000				No Program								
27149	2200	52314	0000	000		GADSDEN DIST OFFICE	\$180.00	\$0.00	\$180.00	\$38.58	\$113.55	\$40.77	\$25.68	0.00
27149	2200	52314	0000			<i>SUBTOTAL No Program</i>	<i>\$180.00</i>	<i>\$0.00</i>	<i>\$180.00</i>	<i>\$38.58</i>	<i>\$113.55</i>	<i>\$40.77</i>	<i>\$25.68</i>	<i>0.00</i>
27149	2200	52314				<i>SUBTOTAL Vision</i>	<i>\$180.00</i>	<i>\$0.00</i>	<i>\$180.00</i>	<i>\$38.58</i>	<i>\$113.55</i>	<i>\$40.77</i>	<i>\$25.68</i>	<i>0.00</i>
		52315				Disability								
		0000				No Program								
27149	2200	52315	0000	000		GADSDEN DIST OFFICE	\$150.00	\$0.00	\$150.00	\$18.78	\$51.05	\$21.91	\$77.04	0.00
27149	2200	52315	0000			<i>SUBTOTAL No Program</i>	<i>\$150.00</i>	<i>\$0.00</i>	<i>\$150.00</i>	<i>\$18.78</i>	<i>\$51.05</i>	<i>\$21.91</i>	<i>\$77.04</i>	<i>0.00</i>
27149	2200	52315				<i>SUBTOTAL Disability</i>	<i>\$150.00</i>	<i>\$0.00</i>	<i>\$150.00</i>	<i>\$18.78</i>	<i>\$51.05</i>	<i>\$21.91</i>	<i>\$77.04</i>	<i>0.00</i>
		52500				Unemployment Compensation								

State of New Mexico
Public School Operating Budget - Actuals Expenditure Detail Report
Gadsden - Third Quarter (Jan - Mar) - Expenditure
Submitted

Fund	Func	Obj	Prg	Loc	Job	Description	Budget	Adjustments	Adjusted Budget	Current Period	YTD	Encumbrance	Budget Balance	FTE
			0000			No Program								
27149	2200	52500	0000	000		GADSDEN DIST OFFICE	\$150.00	\$0.00	\$150.00	\$32.22	\$100.88	\$32.79	\$16.33	0.00
27149	2200	52500	0000			<i>SUBTOTAL No Program</i>	<i>\$150.00</i>	<i>\$0.00</i>	<i>\$150.00</i>	<i>\$32.22</i>	<i>\$100.88</i>	<i>\$32.79</i>	<i>\$16.33</i>	<i>0.00</i>
27149	2200	52500				<i>SUBTOTAL Unemployment Compensation</i>	<i>\$150.00</i>	<i>\$0.00</i>	<i>\$150.00</i>	<i>\$32.22</i>	<i>\$100.88</i>	<i>\$32.79</i>	<i>\$16.33</i>	<i>0.00</i>
			52710			Workers Compensation Premium								
			0000			No Program								
27149	2200	52710	0000	000		GADSDEN DIST OFFICE	\$3,100.00	\$0.00	\$3,100.00	\$1,200.06	\$3,757.00	\$1,221.34	(\$1,878.34)	0.00
27149	2200	52710	0000			<i>SUBTOTAL No Program</i>	<i>\$3,100.00</i>	<i>\$0.00</i>	<i>\$3,100.00</i>	<i>\$1,200.06</i>	<i>\$3,757.00</i>	<i>\$1,221.34</i>	<i>(\$1,878.34)</i>	<i>0.00</i>
27149	2200	52710				<i>SUBTOTAL Workers Compensation Premium</i>	<i>\$3,100.00</i>	<i>\$0.00</i>	<i>\$3,100.00</i>	<i>\$1,200.06</i>	<i>\$3,757.00</i>	<i>\$1,221.34</i>	<i>(\$1,878.34)</i>	<i>0.00</i>
			52720			Workers Compensation Employer's Fee								
			0000			No Program								
27149	2200	52720	0000	000		GADSDEN DIST OFFICE	\$200.00	\$0.00	\$200.00	\$6.90	\$20.70	\$6.90	\$172.40	0.00
27149	2200	52720	0000			<i>SUBTOTAL No Program</i>	<i>\$200.00</i>	<i>\$0.00</i>	<i>\$200.00</i>	<i>\$6.90</i>	<i>\$20.70</i>	<i>\$6.90</i>	<i>\$172.40</i>	<i>0.00</i>
27149	2200	52720				<i>SUBTOTAL Workers Compensation Employer's Fee</i>	<i>\$200.00</i>	<i>\$0.00</i>	<i>\$200.00</i>	<i>\$6.90</i>	<i>\$20.70</i>	<i>\$6.90</i>	<i>\$172.40</i>	<i>0.00</i>
			53330			Professional Development								
			0000			No Program								
27149	2200	53330	0000	000		GADSDEN DIST OFFICE	\$30,000.00	\$0.00	\$30,000.00	\$0.00	\$0.00	\$0.00	\$30,000.00	0.00
27149	2200	53330	0000			<i>SUBTOTAL No Program</i>	<i>\$30,000.00</i>	<i>\$0.00</i>	<i>\$30,000.00</i>	<i>\$0.00</i>	<i>\$0.00</i>	<i>\$0.00</i>	<i>\$30,000.00</i>	<i>0.00</i>
27149	2200	53330				<i>SUBTOTAL Professional Development</i>	<i>\$30,000.00</i>	<i>\$0.00</i>	<i>\$30,000.00</i>	<i>\$0.00</i>	<i>\$0.00</i>	<i>\$0.00</i>	<i>\$30,000.00</i>	<i>0.00</i>
			54311			Maintenance & Repair - Furniture/Fixtures/Equipment								
			0000			No Program								
27149	2200	54311	0000	000		GADSDEN DIST OFFICE	\$10,000.00	\$0.00	\$10,000.00	\$2,858.09	\$4,071.94	\$1,928.06	\$4,000.00	0.00
27149	2200	54311	0000			<i>SUBTOTAL No Program</i>	<i>\$10,000.00</i>	<i>\$0.00</i>	<i>\$10,000.00</i>	<i>\$2,858.09</i>	<i>\$4,071.94</i>	<i>\$1,928.06</i>	<i>\$4,000.00</i>	<i>0.00</i>
27149	2200	54311				<i>SUBTOTAL Maintenance & Repair - Furniture/Fixtures/Equipment</i>	<i>\$10,000.00</i>	<i>\$0.00</i>	<i>\$10,000.00</i>	<i>\$2,858.09</i>	<i>\$4,071.94</i>	<i>\$1,928.06</i>	<i>\$4,000.00</i>	<i>0.00</i>
			56118			General Supplies and Materials								
			0000			No Program								
27149	2200	56118	0000	000		GADSDEN DIST OFFICE	\$2,200.00	\$0.00	\$2,200.00	\$0.00	\$0.00	\$2,056.72	\$143.28	0.00
27149	2200	56118	0000			<i>SUBTOTAL No Program</i>	<i>\$2,200.00</i>	<i>\$0.00</i>	<i>\$2,200.00</i>	<i>\$0.00</i>	<i>\$0.00</i>	<i>\$2,056.72</i>	<i>\$143.28</i>	<i>0.00</i>
27149	2200	56118				<i>SUBTOTAL General Supplies and Materials</i>	<i>\$2,200.00</i>	<i>\$0.00</i>	<i>\$2,200.00</i>	<i>\$0.00</i>	<i>\$0.00</i>	<i>\$2,056.72</i>	<i>\$143.28</i>	<i>0.00</i>
			57332			Supply Assets (\$5,000 or less)								
			0000			No Program								
27149	2200	57332	0000	000		GADSDEN DIST OFFICE	\$3,000.00	\$0.00	\$3,000.00	\$0.00	\$0.00	\$229.99	\$2,770.01	0.00
27149	2200	57332	0000			<i>SUBTOTAL No Program</i>	<i>\$3,000.00</i>	<i>\$0.00</i>	<i>\$3,000.00</i>	<i>\$0.00</i>	<i>\$0.00</i>	<i>\$229.99</i>	<i>\$2,770.01</i>	<i>0.00</i>

State of New Mexico
Public School Operating Budget - Actuals Expenditure Detail Report
Gadsden - Third Quarter (Jan - Mar) - Expenditure
Submitted

Fund	Func	Obj	Prg	Loc	Job	Description	Budget	Adjustments	Adjusted Budget	Current Period	YTD	Encumbrance	Budget Balance	FTE
27149	2200	57332				<i>SUBTOTAL Supply Assets (\$5,000 or less)</i>	\$3,000.00	\$0.00	\$3,000.00	\$0.00	\$0.00	\$229.99	\$2,770.01	0.00
27149	2200					<i>SUBTOTAL Support Services-Instruction</i>	\$298,598.00	\$0.00	\$298,598.00	\$64,843.49	\$195,672.54	\$67,392.58	\$35,532.88	3.00
					2300	Support Services-General Administration								
					53713	Indirect Costs - Program Administration								
					0000	No Program								
27149	2300	53713	0000	000		GADSDEN DIST OFFICE	\$29,070.00	\$0.00	\$29,070.00	\$7,116.88	\$19,406.07	\$0.00	\$9,663.93	0.00
27149	2300	53713	0000			<i>SUBTOTAL No Program</i>	\$29,070.00	\$0.00	\$29,070.00	\$7,116.88	\$19,406.07	\$0.00	\$9,663.93	0.00
27149	2300	53713				<i>SUBTOTAL Indirect Costs - Program Administration</i>	\$29,070.00	\$0.00	\$29,070.00	\$7,116.88	\$19,406.07	\$0.00	\$9,663.93	0.00
27149	2300					<i>SUBTOTAL Support Services-General Administration</i>	\$29,070.00	\$0.00	\$29,070.00	\$7,116.88	\$19,406.07	\$0.00	\$9,663.93	0.00
					2700	Student Transportation								
					55112	Transportation Contractors								
					0000	No Program								
27149	2700	55112	0000	000		GADSDEN DIST OFFICE	\$160,000.00	\$0.00	\$160,000.00	\$65,725.21	\$147,983.92	\$12,016.08	\$0.00	0.00
27149	2700	55112	0000			<i>SUBTOTAL No Program</i>	\$160,000.00	\$0.00	\$160,000.00	\$65,725.21	\$147,983.92	\$12,016.08	\$0.00	0.00
27149	2700	55112				<i>SUBTOTAL Transportation Contractors</i>	\$160,000.00	\$0.00	\$160,000.00	\$65,725.21	\$147,983.92	\$12,016.08	\$0.00	0.00
27149	2700					<i>SUBTOTAL Student Transportation</i>	\$160,000.00	\$0.00	\$160,000.00	\$65,725.21	\$147,983.92	\$12,016.08	\$0.00	0.00
27149	2000					<i>SUBTOTAL Support Services</i>	\$487,668.00	\$0.00	\$487,668.00	\$137,685.58	\$363,062.53	\$79,408.66	\$45,196.81	3.00
2714	9					TOTAL PreK Initiative	\$3,400,000.00	\$0.00	\$3,400,000.00	\$718,805.08	\$1,960,013.19	\$824,631.03	\$615,355.78	38.00
27153						Extended Learning Transportation								
					2000	Support Services								
					2700	Student Transportation								
					55112	Transportation Contractors								
					0000	No Program								
27153	2700	55112	0000	000		GADSDEN DIST OFFICE	\$0.00	\$84,594.00	\$84,594.00	\$0.00	\$0.00	\$0.00	\$84,594.00	0.00
27153	2700	55112	0000			<i>SUBTOTAL No Program</i>	\$0.00	\$84,594.00	\$84,594.00	\$0.00	\$0.00	\$0.00	\$84,594.00	0.00
27153	2700	55112				<i>SUBTOTAL Transportation Contractors</i>	\$0.00	\$84,594.00	\$84,594.00	\$0.00	\$0.00	\$0.00	\$84,594.00	0.00
27153	2700					<i>SUBTOTAL Student Transportation</i>	\$0.00	\$84,594.00	\$84,594.00	\$0.00	\$0.00	\$0.00	\$84,594.00	0.00
27153	2000					<i>SUBTOTAL Support Services</i>	\$0.00	\$84,594.00	\$84,594.00	\$0.00	\$0.00	\$0.00	\$84,594.00	0.00
2715	3					TOTAL Extended Learning Transportation	\$0.00	\$84,594.00	\$84,594.00	\$0.00	\$0.00	\$0.00	\$84,594.00	0.00

State of New Mexico
Public School Operating Budget - Actuals Expenditure Detail Report
Gadsden - Third Quarter (Jan - Mar) - Expenditure
Submitted

Fund	Func	Obj	Prg	Loc	Job	Description	Budget	Adjustments	Adjusted Budget	Current Period	YTD	Encumbrance	Budget Balance	FTE
27183						NM Grown FVV								
	3000					Operation of Non-Instructional Services								
		3100				Food Services Operations								
			56116			Food								
				0000		No Program								
27183	3100	56116	0000	000		GADSDEN DIST OFFICE	\$13,000.00	\$0.00	\$13,000.00	\$608.25	\$8,598.80	\$0.00	\$4,401.20	0.00
27183	3100	56116	0000			<i>SUBTOTAL No Program</i>	<i>\$13,000.00</i>	<i>\$0.00</i>	<i>\$13,000.00</i>	<i>\$608.25</i>	<i>\$8,598.80</i>	<i>\$0.00</i>	<i>\$4,401.20</i>	<i>0.00</i>
27183	3100	56116				<i>SUBTOTAL Food</i>	<i>\$13,000.00</i>	<i>\$0.00</i>	<i>\$13,000.00</i>	<i>\$608.25</i>	<i>\$8,598.80</i>	<i>\$0.00</i>	<i>\$4,401.20</i>	<i>0.00</i>
27183	3100					<i>SUBTOTAL Food Services Operations</i>	<i>\$13,000.00</i>	<i>\$0.00</i>	<i>\$13,000.00</i>	<i>\$608.25</i>	<i>\$8,598.80</i>	<i>\$0.00</i>	<i>\$4,401.20</i>	<i>0.00</i>
27183	3000					<i>SUBTOTAL</i>	<i>\$13,000.00</i>	<i>\$0.00</i>	<i>\$13,000.00</i>	<i>\$608.25</i>	<i>\$8,598.80</i>	<i>\$0.00</i>	<i>\$4,401.20</i>	<i>0.00</i>
						<i>Operation of Non-Instructional Services</i>								
2718						TOTAL NM Grown FVV	\$13,000.00	\$0.00	\$13,000.00	\$608.25	\$8,598.80	\$0.00	\$4,401.20	0.00
27407						Family Income Index								
	1000					Instruction								
		51300				Additional Compensation								
			1010			Regular Education (K-12) Programs								
				000		GADSDEN DIST OFFICE								
27407	1000	51300	1010	000	1411	Teachers-Grades 1-12	\$0.00	\$0.00	\$0.00	\$7,243.75	\$7,243.75	\$2,366.00	(\$9,609.75)	0.00
27407	1000	51300	1010	000	1413	Teachers-Early Childhood Ed	\$0.00	\$0.00	\$0.00	\$325.00	\$325.00	\$0.00	(\$325.00)	0.00
27407	1000	51300	1010	000	1621	Summer School/After School	\$0.00	\$0.00	\$0.00	\$162.50	\$162.50	\$0.00	(\$162.50)	0.00
27407	1000	51300	1010	000	1711	Instructional Assistants-Grades 1-12	\$0.00	\$0.00	\$0.00	\$224.25	\$224.25	\$0.00	(\$224.25)	0.00
27407	1000	51300	1010	000	1713	Instructional Assistants-Early Childhood Education	\$0.00	\$0.00	\$0.00	\$149.50	\$149.50	\$0.00	(\$149.50)	0.00
27407	1000	51300	1010	000		<i>SUBTOTAL GADSDEN DIST OFFICE</i>	<i>\$0.00</i>	<i>\$0.00</i>	<i>\$0.00</i>	<i>\$8,105.00</i>	<i>\$8,105.00</i>	<i>\$2,366.00</i>	<i>(\$10,471.00)</i>	<i>0.00</i>
			032			CHAPARRAL MIDDLE								
27407	1000	51300	1010	032	1411	Teachers-Grades 1-12	\$0.00	\$137,200.00	\$137,200.00	\$0.00	\$0.00	\$0.00	\$137,200.00	0.00
27407	1000	51300	1010	032		<i>SUBTOTAL CHAPARRAL MIDDLE</i>	<i>\$0.00</i>	<i>\$137,200.00</i>	<i>\$137,200.00</i>	<i>\$0.00</i>	<i>\$0.00</i>	<i>\$0.00</i>	<i>\$137,200.00</i>	<i>0.00</i>
			035			DESERT VIEW ELEM								
27407	1000	51300	1010	035	1411	Teachers-Grades 1-12	\$0.00	\$133,790.00	\$133,790.00	\$0.00	\$0.00	\$0.00	\$133,790.00	0.00
27407	1000	51300	1010	035		<i>SUBTOTAL DESERT VIEW ELEM</i>	<i>\$0.00</i>	<i>\$133,790.00</i>	<i>\$133,790.00</i>	<i>\$0.00</i>	<i>\$0.00</i>	<i>\$0.00</i>	<i>\$133,790.00</i>	<i>0.00</i>
27407	1000	51300	1010			<i>SUBTOTAL Regular Education (K-12) Programs</i>	<i>\$0.00</i>	<i>\$270,990.00</i>	<i>\$270,990.00</i>	<i>\$8,105.00</i>	<i>\$8,105.00</i>	<i>\$2,366.00</i>	<i>\$260,519.00</i>	<i>0.00</i>
27407	1000	51300				<i>SUBTOTAL Additional Compensation</i>	<i>\$0.00</i>	<i>\$270,990.00</i>	<i>\$270,990.00</i>	<i>\$8,105.00</i>	<i>\$8,105.00</i>	<i>\$2,366.00</i>	<i>\$260,519.00</i>	<i>0.00</i>
			52111			Educational Retirement								
				0000		No Program								
27407	1000	52111	0000	000		GADSDEN DIST OFFICE	\$0.00	\$0.00	\$0.00	\$1,227.91	\$1,227.91	\$358.43	(\$1,586.34)	0.00
27407	1000	52111	0000			<i>SUBTOTAL No Program</i>	<i>\$0.00</i>	<i>\$0.00</i>	<i>\$0.00</i>	<i>\$1,227.91</i>	<i>\$1,227.91</i>	<i>\$358.43</i>	<i>(\$1,586.34)</i>	<i>0.00</i>

State of New Mexico
Public School Operating Budget - Actuals Expenditure Detail Report
Gadsden - Third Quarter (Jan - Mar) - Expenditure
Submitted

Fund	Func	Obj	Prg	Loc	Job	Description	Budget	Adjustments	Adjusted Budget	Current Period	YTD	Encumbrance	Budget Balance	FTE
27407	1000	52111				<i>SUBTOTAL Educational Retirement</i>	\$0.00	\$0.00	\$0.00	\$1,227.91	\$1,227.91	\$358.43	(\$1,586.34)	0.00
			52112			ERA - Retiree Health								
			0000			No Program								
27407	1000	52112	0000	000		GADSDEN DIST OFFICE	\$0.00	\$0.00	\$0.00	\$162.08	\$162.08	\$47.32	(\$209.40)	0.00
27407	1000	52112	0000			<i>SUBTOTAL No Program</i>	\$0.00	\$0.00	\$0.00	\$162.08	\$162.08	\$47.32	(\$209.40)	0.00
27407	1000	52112				<i>SUBTOTAL ERA - Retiree Health</i>	\$0.00	\$0.00	\$0.00	\$162.08	\$162.08	\$47.32	(\$209.40)	0.00
			52210			FICA Payments								
			0000			No Program								
27407	1000	52210	0000	000		GADSDEN DIST OFFICE	\$0.00	\$0.00	\$0.00	\$466.74	\$466.74	\$140.66	(\$607.40)	0.00
27407	1000	52210	0000			<i>SUBTOTAL No Program</i>	\$0.00	\$0.00	\$0.00	\$466.74	\$466.74	\$140.66	(\$607.40)	0.00
27407	1000	52210				<i>SUBTOTAL FICA Payments</i>	\$0.00	\$0.00	\$0.00	\$466.74	\$466.74	\$140.66	(\$607.40)	0.00
			52220			Medicare Payments								
			0000			No Program								
27407	1000	52220	0000	000		GADSDEN DIST OFFICE	\$0.00	\$0.00	\$0.00	\$109.15	\$109.15	\$32.91	(\$142.06)	0.00
27407	1000	52220	0000			<i>SUBTOTAL No Program</i>	\$0.00	\$0.00	\$0.00	\$109.15	\$109.15	\$32.91	(\$142.06)	0.00
27407	1000	52220				<i>SUBTOTAL Medicare Payments</i>	\$0.00	\$0.00	\$0.00	\$109.15	\$109.15	\$32.91	(\$142.06)	0.00
			52500			Unemployment Compensation								
			0000			No Program								
27407	1000	52500	0000	000		GADSDEN DIST OFFICE	\$0.00	\$0.00	\$0.00	\$6.03	\$6.03	\$1.76	(\$7.79)	0.00
27407	1000	52500	0000			<i>SUBTOTAL No Program</i>	\$0.00	\$0.00	\$0.00	\$6.03	\$6.03	\$1.76	(\$7.79)	0.00
27407	1000	52500				<i>SUBTOTAL Unemployment Compensation</i>	\$0.00	\$0.00	\$0.00	\$6.03	\$6.03	\$1.76	(\$7.79)	0.00
			52710			Workers Compensation Premium								
			0000			No Program								
27407	1000	52710	0000	000		GADSDEN DIST OFFICE	\$0.00	\$0.00	\$0.00	\$223.81	\$223.81	\$65.33	(\$289.14)	0.00
27407	1000	52710	0000			<i>SUBTOTAL No Program</i>	\$0.00	\$0.00	\$0.00	\$223.81	\$223.81	\$65.33	(\$289.14)	0.00
27407	1000	52710				<i>SUBTOTAL Workers Compensation Premium</i>	\$0.00	\$0.00	\$0.00	\$223.81	\$223.81	\$65.33	(\$289.14)	0.00
			53330			Professional Development								
			1010			Regular Education (K-12) Programs								
27407	1000	53330	1010	000		GADSDEN DIST OFFICE	\$0.00	\$0.00	\$0.00	\$28,000.00	\$28,000.00	\$21,384.00	(\$49,384.00)	0.00
27407	1000	53330	1010	035		DESERT VIEW ELEM	\$0.00	\$77,450.00	\$77,450.00	\$0.00	\$0.00	\$0.00	\$77,450.00	0.00
27407	1000	53330	1010			<i>SUBTOTAL Regular Education (K-12) Programs</i>	\$0.00	\$77,450.00	\$77,450.00	\$28,000.00	\$28,000.00	\$21,384.00	\$28,066.00	0.00
27407	1000	53330				<i>SUBTOTAL Professional Development</i>	\$0.00	\$77,450.00	\$77,450.00	\$28,000.00	\$28,000.00	\$21,384.00	\$28,066.00	0.00
			56113			Software								
			1010			Regular Education (K-12) Programs								
27407	1000	56113	1010	000		GADSDEN DIST OFFICE	\$0.00	\$0.00	\$0.00	\$7,500.00	\$7,500.00	\$11,900.00	(\$19,400.00)	0.00
27407	1000	56113	1010	032		CHAPARRAL MIDDLE	\$0.00	\$48,500.00	\$48,500.00	\$0.00	\$0.00	\$0.00	\$48,500.00	0.00

State of New Mexico
Public School Operating Budget - Actuals Expenditure Detail Report
Gadsden - Third Quarter (Jan - Mar) - Expenditure
Submitted

Fund	Func	Obj	Prg	Loc	Job	Description	Budget	Adjustments	Adjusted Budget	Current Period	YTD	Encumbrance	Budget Balance	FTE
27407	1000	56113	1070			<i>SUBTOTAL Regular Education (K-12) Programs</i>	\$0.00	\$48,500.00	\$48,500.00	\$7,500.00	\$7,500.00	\$11,900.00	\$29,100.00	0.00
27407	1000	56113				<i>SUBTOTAL Software</i>	\$0.00	\$48,500.00	\$48,500.00	\$7,500.00	\$7,500.00	\$11,900.00	\$29,100.00	0.00
		56118				General Supplies and Materials								
			1010			Regular Education (K-12) Programs								
27407	1000	56118	1010	000		GADSDEN DIST OFFICE	\$0.00	\$0.00	\$0.00	\$287.48	\$287.48	\$42,029.02	(\$42,316.50)	0.00
27407	1000	56118	1010	032		CHAPARRAL MIDDLE	\$0.00	\$197,521.00	\$197,521.00	\$0.00	\$0.00	\$0.00	\$197,521.00	0.00
27407	1000	56118	1010	035		DESERT VIEW ELEM	\$0.00	\$112,438.00	\$112,438.00	\$0.00	\$0.00	\$0.00	\$112,438.00	0.00
27407	1000	56118	1010			<i>SUBTOTAL Regular Education (K-12) Programs</i>	\$0.00	\$309,959.00	\$309,959.00	\$287.48	\$287.48	\$42,029.02	\$267,642.50	0.00
27407	1000	56118				<i>SUBTOTAL General Supplies and Materials</i>	\$0.00	\$309,959.00	\$309,959.00	\$287.48	\$287.48	\$42,029.02	\$267,642.50	0.00
		57332				Supply Assets (\$5,000 or less)								
			1010			Regular Education (K-12) Programs								
27407	1000	57332	1010	000		GADSDEN DIST OFFICE	\$0.00	\$0.00	\$0.00	\$0.00	\$0.00	\$146,376.85	(\$146,376.85)	0.00
27407	1000	57332	1010	032		CHAPARRAL MIDDLE	\$0.00	\$50,000.00	\$50,000.00	\$0.00	\$0.00	\$0.00	\$50,000.00	0.00
27407	1000	57332	1010			<i>SUBTOTAL Regular Education (K-12) Programs</i>	\$0.00	\$50,000.00	\$50,000.00	\$0.00	\$0.00	\$146,376.85	(\$96,376.85)	0.00
27407	1000	57332				<i>SUBTOTAL Supply Assets (\$5,000 or less)</i>	\$0.00	\$50,000.00	\$50,000.00	\$0.00	\$0.00	\$146,376.85	(\$96,376.85)	0.00
27407	1000					SUBTOTAL Instruction	\$0.00	\$756,899.00	\$756,899.00	\$46,088.20	\$46,088.20	\$224,702.28	\$486,108.52	0.00
	2000					Support Services								
	2200					Support Services-Instruction								
		51300				Additional Compensation								
			0000			No Program								
				000		GADSDEN DIST OFFICE								
27407	2200	51300	0000	000	1217	Secretarial/Clerical/Technical Assistants	\$0.00	\$0.00	\$0.00	\$74.75	\$74.75	\$0.00	(\$74.75)	0.00
27407	2200	51300	0000	000		<i>SUBTOTAL GADSDEN DIST OFFICE</i>	\$0.00	\$0.00	\$0.00	\$74.75	\$74.75	\$0.00	(\$74.75)	0.00
			035			DESERT VIEW ELEM								
27407	2200	51300	0000	035	1217	Secretarial/Clerical/Technical Assistants	\$0.00	\$300.00	\$300.00	\$0.00	\$0.00	\$0.00	\$300.00	0.00
27407	2200	51300	0000	035		<i>SUBTOTAL DESERT VIEW ELEM</i>	\$0.00	\$300.00	\$300.00	\$0.00	\$0.00	\$0.00	\$300.00	0.00
27407	2200	51300	0000			<i>SUBTOTAL No Program</i>	\$0.00	\$300.00	\$300.00	\$74.75	\$74.75	\$0.00	\$225.25	0.00
27407	2200	51300				<i>SUBTOTAL Additional Compensation</i>	\$0.00	\$300.00	\$300.00	\$74.75	\$74.75	\$0.00	\$225.25	0.00
		52111				Educational Retirement								
			0000			No Program								
27407	2200	52111	0000	000		GADSDEN DIST OFFICE	\$0.00	\$0.00	\$0.00	\$11.32	\$11.32	\$0.00	(\$11.32)	0.00
27407	2200	52111	0000			<i>SUBTOTAL No Program</i>	\$0.00	\$0.00	\$0.00	\$11.32	\$11.32	\$0.00	(\$11.32)	0.00
27407	2200	52111				<i>SUBTOTAL Educational Retirement</i>	\$0.00	\$0.00	\$0.00	\$11.32	\$11.32	\$0.00	(\$11.32)	0.00

State of New Mexico
Public School Operating Budget - Actuals Expenditure Detail Report
Gadsden - Third Quarter (Jan - Mar) - Expenditure
Submitted

Fund	Func	Obj	Prg	Loc	Job	Description	Budget	Adjustments	Adjusted Budget	Current Period	YTD	Encumbrance	Budget Balance	FTE
			52112			ERA - Retiree Health								
			0000			No Program								
27407	2200	52112	0000	000		GADSDEN DIST OFFICE	\$0.00	\$0.00	\$0.00	\$1.50	\$1.50	\$0.00	(\$1.50)	0.00
27407	2200	52112	0000			<i>SUBTOTAL No Program</i>	<i>\$0.00</i>	<i>\$0.00</i>	<i>\$0.00</i>	<i>\$1.50</i>	<i>\$1.50</i>	<i>\$0.00</i>	<i>(\$1.50)</i>	<i>0.00</i>
27407	2200	52112				<i>SUBTOTAL ERA - Retiree Health</i>	<i>\$0.00</i>	<i>\$0.00</i>	<i>\$0.00</i>	<i>\$1.50</i>	<i>\$1.50</i>	<i>\$0.00</i>	<i>(\$1.50)</i>	<i>0.00</i>
			52210			FICA Payments								
			0000			No Program								
27407	2200	52210	0000	000		GADSDEN DIST OFFICE	\$0.00	\$0.00	\$0.00	\$4.63	\$4.63	\$0.00	(\$4.63)	0.00
27407	2200	52210	0000			<i>SUBTOTAL No Program</i>	<i>\$0.00</i>	<i>\$0.00</i>	<i>\$0.00</i>	<i>\$4.63</i>	<i>\$4.63</i>	<i>\$0.00</i>	<i>(\$4.63)</i>	<i>0.00</i>
27407	2200	52210				<i>SUBTOTAL FICA Payments</i>	<i>\$0.00</i>	<i>\$0.00</i>	<i>\$0.00</i>	<i>\$4.63</i>	<i>\$4.63</i>	<i>\$0.00</i>	<i>(\$4.63)</i>	<i>0.00</i>
			52220			Medicare Payments								
			0000			No Program								
27407	2200	52220	0000	000		GADSDEN DIST OFFICE	\$0.00	\$0.00	\$0.00	\$1.08	\$1.08	\$0.00	(\$1.08)	0.00
27407	2200	52220	0000			<i>SUBTOTAL No Program</i>	<i>\$0.00</i>	<i>\$0.00</i>	<i>\$0.00</i>	<i>\$1.08</i>	<i>\$1.08</i>	<i>\$0.00</i>	<i>(\$1.08)</i>	<i>0.00</i>
27407	2200	52220				<i>SUBTOTAL Medicare Payments</i>	<i>\$0.00</i>	<i>\$0.00</i>	<i>\$0.00</i>	<i>\$1.08</i>	<i>\$1.08</i>	<i>\$0.00</i>	<i>(\$1.08)</i>	<i>0.00</i>
			52500			Unemployment Compensation								
			0000			No Program								
27407	2200	52500	0000	000		GADSDEN DIST OFFICE	\$0.00	\$0.00	\$0.00	\$0.06	\$0.06	\$0.00	(\$0.06)	0.00
27407	2200	52500	0000			<i>SUBTOTAL No Program</i>	<i>\$0.00</i>	<i>\$0.00</i>	<i>\$0.00</i>	<i>\$0.06</i>	<i>\$0.06</i>	<i>\$0.00</i>	<i>(\$0.06)</i>	<i>0.00</i>
27407	2200	52500				<i>SUBTOTAL Unemployment Compensation</i>	<i>\$0.00</i>	<i>\$0.00</i>	<i>\$0.00</i>	<i>\$0.06</i>	<i>\$0.06</i>	<i>\$0.00</i>	<i>(\$0.06)</i>	<i>0.00</i>
			52710			Workers Compensation Premium								
			0000			No Program								
27407	2200	52710	0000	000		GADSDEN DIST OFFICE	\$0.00	\$0.00	\$0.00	\$2.06	\$2.06	\$0.00	(\$2.06)	0.00
27407	2200	52710	0000			<i>SUBTOTAL No Program</i>	<i>\$0.00</i>	<i>\$0.00</i>	<i>\$0.00</i>	<i>\$2.06</i>	<i>\$2.06</i>	<i>\$0.00</i>	<i>(\$2.06)</i>	<i>0.00</i>
27407	2200	52710				<i>SUBTOTAL Workers Compensation Premium</i>	<i>\$0.00</i>	<i>\$0.00</i>	<i>\$0.00</i>	<i>\$2.06</i>	<i>\$2.06</i>	<i>\$0.00</i>	<i>(\$2.06)</i>	<i>0.00</i>
27407	2200					<i>SUBTOTAL Support Services-Instruction</i>	<i>\$0.00</i>	<i>\$300.00</i>	<i>\$300.00</i>	<i>\$95.40</i>	<i>\$95.40</i>	<i>\$0.00</i>	<i>\$204.60</i>	<i>0.00</i>
			2400			Support Services-School Administration								
			51300			Additional Compensation								
			0000			No Program								
			000			GADSDEN DIST OFFICE								
27407	2400	51300	0000	000	1217	Secretarial/Clerical/Technical Assistants	\$0.00	\$0.00	\$0.00	\$149.50	\$149.50	\$0.00	(\$149.50)	0.00
27407	2400	51300	0000	000		<i>SUBTOTAL GADSDEN DIST OFFICE</i>	<i>\$0.00</i>	<i>\$0.00</i>	<i>\$0.00</i>	<i>\$149.50</i>	<i>\$149.50</i>	<i>\$0.00</i>	<i>(\$149.50)</i>	<i>0.00</i>
			035			DESERT VIEW ELEM								
27407	2400	51300	0000	035	1217	Secretarial/Clerical/Technical Assistants	\$0.00	\$700.00	\$700.00	\$0.00	\$0.00	\$0.00	\$700.00	0.00
27407	2400	51300	0000	035		<i>SUBTOTAL DESERT VIEW ELEM</i>	<i>\$0.00</i>	<i>\$700.00</i>	<i>\$700.00</i>	<i>\$0.00</i>	<i>\$0.00</i>	<i>\$0.00</i>	<i>\$700.00</i>	<i>0.00</i>

State of New Mexico
Public School Operating Budget - Actuals Expenditure Detail Report
Gadsden - Third Quarter (Jan - Mar) - Expenditure
Submitted

Fund	Func	Obj	Prg	Loc	Job	Description	Budget	Adjustments	Adjusted Budget	Current Period	YTD	Encumbrance	Budget Balance	FTE
27407	2400	51300	0000			<i>SUBTOTAL No Program</i>	\$0.00	\$700.00	\$700.00	\$149.50	\$149.50	\$0.00	\$550.50	0.00
27407	2400	51300				<i>SUBTOTAL Additional Compensation</i>	\$0.00	\$700.00	\$700.00	\$149.50	\$149.50	\$0.00	\$550.50	0.00
		52111				Educational Retirement								
		0000				No Program								
27407	2400	52111	0000	000		GADSDEN DIST OFFICE	\$0.00	\$0.00	\$0.00	\$22.64	\$22.64	\$0.00	(\$22.64)	0.00
27407	2400	52111	0000			<i>SUBTOTAL No Program</i>	\$0.00	\$0.00	\$0.00	\$22.64	\$22.64	\$0.00	(\$22.64)	0.00
27407	2400	52111				<i>SUBTOTAL Educational Retirement</i>	\$0.00	\$0.00	\$0.00	\$22.64	\$22.64	\$0.00	(\$22.64)	0.00
		52112				ERA - Retiree Health								
		0000				No Program								
27407	2400	52112	0000	000		GADSDEN DIST OFFICE	\$0.00	\$0.00	\$0.00	\$2.99	\$2.99	\$0.00	(\$2.99)	0.00
27407	2400	52112	0000			<i>SUBTOTAL No Program</i>	\$0.00	\$0.00	\$0.00	\$2.99	\$2.99	\$0.00	(\$2.99)	0.00
27407	2400	52112				<i>SUBTOTAL ERA - Retiree Health</i>	\$0.00	\$0.00	\$0.00	\$2.99	\$2.99	\$0.00	(\$2.99)	0.00
		52210				FICA Payments								
		0000				No Program								
27407	2400	52210	0000	000		GADSDEN DIST OFFICE	\$0.00	\$0.00	\$0.00	\$8.80	\$8.80	\$0.00	(\$8.80)	0.00
27407	2400	52210	0000			<i>SUBTOTAL No Program</i>	\$0.00	\$0.00	\$0.00	\$8.80	\$8.80	\$0.00	(\$8.80)	0.00
27407	2400	52210				<i>SUBTOTAL FICA Payments</i>	\$0.00	\$0.00	\$0.00	\$8.80	\$8.80	\$0.00	(\$8.80)	0.00
		52220				Medicare Payments								
		0000				No Program								
27407	2400	52220	0000	000		GADSDEN DIST OFFICE	\$0.00	\$0.00	\$0.00	\$2.06	\$2.06	\$0.00	(\$2.06)	0.00
27407	2400	52220	0000			<i>SUBTOTAL No Program</i>	\$0.00	\$0.00	\$0.00	\$2.06	\$2.06	\$0.00	(\$2.06)	0.00
27407	2400	52220				<i>SUBTOTAL Medicare Payments</i>	\$0.00	\$0.00	\$0.00	\$2.06	\$2.06	\$0.00	(\$2.06)	0.00
		52500				Unemployment Compensation								
		0000				No Program								
27407	2400	52500	0000	000		GADSDEN DIST OFFICE	\$0.00	\$0.00	\$0.00	\$0.12	\$0.12	\$0.00	(\$0.12)	0.00
27407	2400	52500	0000			<i>SUBTOTAL No Program</i>	\$0.00	\$0.00	\$0.00	\$0.12	\$0.12	\$0.00	(\$0.12)	0.00
27407	2400	52500				<i>SUBTOTAL Unemployment Compensation</i>	\$0.00	\$0.00	\$0.00	\$0.12	\$0.12	\$0.00	(\$0.12)	0.00
		52710				Workers Compensation Premium								
		0000				No Program								
27407	2400	52710	0000	000		GADSDEN DIST OFFICE	\$0.00	\$0.00	\$0.00	\$4.12	\$4.12	\$0.00	(\$4.12)	0.00
27407	2400	52710	0000			<i>SUBTOTAL No Program</i>	\$0.00	\$0.00	\$0.00	\$4.12	\$4.12	\$0.00	(\$4.12)	0.00
27407	2400	52710				<i>SUBTOTAL Workers Compensation Premium</i>	\$0.00	\$0.00	\$0.00	\$4.12	\$4.12	\$0.00	(\$4.12)	0.00
27407	2400					<i>SUBTOTAL Support Services-School Administration</i>	\$0.00	\$700.00	\$700.00	\$190.23	\$190.23	\$0.00	\$509.77	0.00
27407	2000					<i>SUBTOTAL Support Services</i>	\$0.00	\$1,000.00	\$1,000.00	\$285.63	\$285.63	\$0.00	\$714.37	0.00

State of New Mexico
Public School Operating Budget - Actuals Expenditure Detail Report
Gadsden - Third Quarter (Jan - Mar) - Expenditure
Submitted

Fund	Func	Obj	Prg	Loc	Job	Description	Budget	Adjustments	Adjusted Budget	Current Period	YTD	Encumbrance	Budget Balance	FTE
2740						TOTAL Family Income Index	\$0.00	\$757,899.00	\$757,899.00	\$46,373.83	\$46,373.83	\$224,702.28	\$486,822.89	0.00
7						Career Technical Education Program (Pilot)								
27502						Instruction								
				1000		Other Services								
					53414	Regular Education (K-12) Programs								
					1010	GADSDEN DIST OFFICE								
27502	1000	53414	1010	000			\$12,000.00	\$0.00	\$12,000.00	\$0.00	\$0.00	\$0.00	\$12,000.00	0.00
27502	1000	53414	1010			SUBTOTAL Regular Education (K-12) Programs	\$12,000.00	\$0.00	\$12,000.00	\$0.00	\$0.00	\$0.00	\$12,000.00	0.00
27502	1000	53414				SUBTOTAL Other Services	\$12,000.00	\$0.00	\$12,000.00	\$0.00	\$0.00	\$0.00	\$12,000.00	0.00
					56113	Software								
					3000	Vocational and Technical Programs								
27502	1000	56113	3000	000		GADSDEN DIST OFFICE	\$0.00	\$0.00	\$0.00	\$0.00	\$6,000.00	\$0.00	(\$6,000.00)	0.00
27502	1000	56113	3000			SUBTOTAL Vocational and Technical Programs	\$0.00	\$0.00	\$0.00	\$0.00	\$6,000.00	\$0.00	(\$6,000.00)	0.00
27502	1000	56113				SUBTOTAL Software	\$0.00	\$0.00	\$0.00	\$0.00	\$6,000.00	\$0.00	(\$6,000.00)	0.00
					56118	General Supplies and Materials								
					1010	Regular Education (K-12) Programs								
27502	1000	56118	1010	000		GADSDEN DIST OFFICE	\$49,755.00	\$0.00	\$49,755.00	\$0.00	\$0.00	\$0.00	\$49,755.00	0.00
27502	1000	56118	1010			SUBTOTAL Regular Education (K-12) Programs	\$49,755.00	\$0.00	\$49,755.00	\$0.00	\$0.00	\$0.00	\$49,755.00	0.00
					3000	Vocational and Technical Programs								
27502	1000	56118	3000	000		GADSDEN DIST OFFICE	\$0.00	\$0.00	\$0.00	\$0.00	\$0.00	\$2,900.11	(\$2,900.11)	0.00
27502	1000	56118	3000			SUBTOTAL Vocational and Technical Programs	\$0.00	\$0.00	\$0.00	\$0.00	\$0.00	\$2,900.11	(\$2,900.11)	0.00
27502	1000	56118				SUBTOTAL General Supplies and Materials	\$49,755.00	\$0.00	\$49,755.00	\$0.00	\$0.00	\$2,900.11	\$46,854.89	0.00
					57332	Supply Assets (\$5,000 or less)								
					3000	Vocational and Technical Programs								
27502	1000	57332	3000	000		GADSDEN DIST OFFICE	\$0.00	\$0.00	\$0.00	\$1,482.95	\$1,482.95	\$19,811.36	(\$21,294.31)	0.00
27502	1000	57332	3000			SUBTOTAL Vocational and Technical Programs	\$0.00	\$0.00	\$0.00	\$1,482.95	\$1,482.95	\$19,811.36	(\$21,294.31)	0.00
27502	1000	57332				SUBTOTAL Supply Assets (\$5,000 or less)	\$0.00	\$0.00	\$0.00	\$1,482.95	\$1,482.95	\$19,811.36	(\$21,294.31)	0.00
27502	1000					SUBTOTAL Instruction	\$61,755.00	\$0.00	\$61,755.00	\$1,482.95	\$7,482.95	\$22,711.47	\$31,560.58	0.00
2750						TOTAL Career Technical Education Program (Pilot)	\$61,755.00	\$0.00	\$61,755.00	\$1,482.95	\$7,482.95	\$22,711.47	\$31,560.58	0.00
2														

State of New Mexico
Public School Operating Budget - Actuals Expenditure Detail Report
Gadsden - Third Quarter (Jan - Mar) - Expenditure
Submitted

Fund	Func	Obj	Prg	Loc	Job	Description	Budget	Adjustments	Adjusted Budget	Current Period	YTD	Encumbrance	Budget Balance	FTE
27539						Elementary School Support Instruction								
		1000				Additional Compensation								
			51300			Regular Education (K-12) Programs								
				1010		GADSDEN DIST OFFICE								
					000	Teachers-Grades 1-12								
27539	1000	51300	1010	000	1411	Teachers-Grades 1-12	\$0.00	\$0.00	\$0.00	\$0.00	\$0.00	\$1,400.00	(\$1,400.00)	0.00
27539	1000	51300	1010	000		<i>SUBTOTAL GADSDEN DIST OFFICE</i>	<i>\$0.00</i>	<i>\$0.00</i>	<i>\$0.00</i>	<i>\$0.00</i>	<i>\$0.00</i>	<i>\$1,400.00</i>	<i>(\$1,400.00)</i>	<i>0.00</i>
					009	SUNRISE ELEMENTARY								
					1411	Teachers-Grades 1-12								
27539	1000	51300	1010	009	1411	Teachers-Grades 1-12	\$0.00	\$3,199.00	\$3,199.00	\$0.00	\$0.00	\$0.00	\$3,199.00	0.00
27539	1000	51300	1010	009		<i>SUBTOTAL SUNRISE ELEMENTARY</i>	<i>\$0.00</i>	<i>\$3,199.00</i>	<i>\$3,199.00</i>	<i>\$0.00</i>	<i>\$0.00</i>	<i>\$0.00</i>	<i>\$3,199.00</i>	<i>0.00</i>
					040	DESERT TRAILS ELEM								
					1411	Teachers-Grades 1-12								
27539	1000	51300	1010	040	1411	Teachers-Grades 1-12	\$0.00	\$5,530.00	\$5,530.00	\$0.00	\$0.00	\$0.00	\$5,530.00	0.00
27539	1000	51300	1010	040		<i>SUBTOTAL DESERT TRAILS ELEM</i>	<i>\$0.00</i>	<i>\$5,530.00</i>	<i>\$5,530.00</i>	<i>\$0.00</i>	<i>\$0.00</i>	<i>\$0.00</i>	<i>\$5,530.00</i>	<i>0.00</i>
27539	1000	51300	1010			<i>SUBTOTAL Regular Education (K-12) Programs</i>	<i>\$0.00</i>	<i>\$8,729.00</i>	<i>\$8,729.00</i>	<i>\$0.00</i>	<i>\$0.00</i>	<i>\$1,400.00</i>	<i>\$7,329.00</i>	<i>0.00</i>
27539	1000	51300				<i>SUBTOTAL Additional Compensation</i>	<i>\$0.00</i>	<i>\$8,729.00</i>	<i>\$8,729.00</i>	<i>\$0.00</i>	<i>\$0.00</i>	<i>\$1,400.00</i>	<i>\$7,329.00</i>	<i>0.00</i>
						Educational Retirement								
						No Program								
						GADSDEN DIST OFFICE								
27539	1000	52111	0000	000		GADSDEN DIST OFFICE	\$0.00	\$0.00	\$0.00	\$0.00	\$0.00	\$212.10	(\$212.10)	0.00
27539	1000	52111	0000			<i>SUBTOTAL No Program</i>	<i>\$0.00</i>	<i>\$0.00</i>	<i>\$0.00</i>	<i>\$0.00</i>	<i>\$0.00</i>	<i>\$212.10</i>	<i>(\$212.10)</i>	<i>0.00</i>
27539	1000	52111				<i>SUBTOTAL Educational Retirement</i>	<i>\$0.00</i>	<i>\$0.00</i>	<i>\$0.00</i>	<i>\$0.00</i>	<i>\$0.00</i>	<i>\$212.10</i>	<i>(\$212.10)</i>	<i>0.00</i>
						ERA - Retiree Health								
						No Program								
						GADSDEN DIST OFFICE								
27539	1000	52112	0000	000		GADSDEN DIST OFFICE	\$0.00	\$0.00	\$0.00	\$0.00	\$0.00	\$27.99	(\$27.99)	0.00
27539	1000	52112	0000			<i>SUBTOTAL No Program</i>	<i>\$0.00</i>	<i>\$0.00</i>	<i>\$0.00</i>	<i>\$0.00</i>	<i>\$0.00</i>	<i>\$27.99</i>	<i>(\$27.99)</i>	<i>0.00</i>
27539	1000	52112				<i>SUBTOTAL ERA - Retiree Health</i>	<i>\$0.00</i>	<i>\$0.00</i>	<i>\$0.00</i>	<i>\$0.00</i>	<i>\$0.00</i>	<i>\$27.99</i>	<i>(\$27.99)</i>	<i>0.00</i>
						FICA Payments								
						No Program								
						GADSDEN DIST OFFICE								
27539	1000	52210	0000	000		GADSDEN DIST OFFICE	\$0.00	\$0.00	\$0.00	\$0.00	\$0.00	\$80.34	(\$80.34)	0.00
27539	1000	52210	0000			<i>SUBTOTAL No Program</i>	<i>\$0.00</i>	<i>\$0.00</i>	<i>\$0.00</i>	<i>\$0.00</i>	<i>\$0.00</i>	<i>\$80.34</i>	<i>(\$80.34)</i>	<i>0.00</i>
27539	1000	52210				<i>SUBTOTAL FICA Payments</i>	<i>\$0.00</i>	<i>\$0.00</i>	<i>\$0.00</i>	<i>\$0.00</i>	<i>\$0.00</i>	<i>\$80.34</i>	<i>(\$80.34)</i>	<i>0.00</i>
						Medicare Payments								
						No Program								
						GADSDEN DIST OFFICE								
27539	1000	52220	0000	000		GADSDEN DIST OFFICE	\$0.00	\$0.00	\$0.00	\$0.00	\$0.00	\$18.78	(\$18.78)	0.00
27539	1000	52220	0000			<i>SUBTOTAL No Program</i>	<i>\$0.00</i>	<i>\$0.00</i>	<i>\$0.00</i>	<i>\$0.00</i>	<i>\$0.00</i>	<i>\$18.78</i>	<i>(\$18.78)</i>	<i>0.00</i>
27539	1000	52220				<i>SUBTOTAL Medicare Payments</i>	<i>\$0.00</i>	<i>\$0.00</i>	<i>\$0.00</i>	<i>\$0.00</i>	<i>\$0.00</i>	<i>\$18.78</i>	<i>(\$18.78)</i>	<i>0.00</i>

State of New Mexico
Public School Operating Budget - Actuals Expenditure Detail Report
Gadsden - Third Quarter (Jan - Mar) - Expenditure
Submitted

Fund	Func	Obj	Prg	Loc	Job	Description	Budget	Adjustments	Adjusted Budget	Current Period	YTD	Encumbrance	Budget Balance	FTE
			52500			Unemployment Compensation No Program								
27539	1000	52500	0000	000		GADSDEN DIST OFFICE	\$0.00	\$0.00	\$0.00	\$0.00	\$0.00	\$1.01	(\$1.01)	0.00
27539	1000	52500	0000			SUBTOTAL No Program	\$0.00	\$0.00	\$0.00	\$0.00	\$0.00	\$1.01	(\$1.01)	0.00
27539	1000	52500				SUBTOTAL Unemployment Compensation	\$0.00	\$0.00	\$0.00	\$0.00	\$0.00	\$1.01	(\$1.01)	0.00
			52710			Workers Compensation Premium No Program								
27539	1000	52710	0000	000		GADSDEN DIST OFFICE	\$0.00	\$0.00	\$0.00	\$0.00	\$0.00	\$38.65	(\$38.65)	0.00
27539	1000	52710	0000			SUBTOTAL No Program	\$0.00	\$0.00	\$0.00	\$0.00	\$0.00	\$38.65	(\$38.65)	0.00
27539	1000	52710				SUBTOTAL Workers Compensation Premium	\$0.00	\$0.00	\$0.00	\$0.00	\$0.00	\$38.65	(\$38.65)	0.00
			53330			Professional Development Regular Education (K-12) Programs								
27539	1000	53330	1010	000		GADSDEN DIST OFFICE	\$0.00	\$0.00	\$0.00	\$0.00	\$0.00	\$9,000.00	(\$9,000.00)	0.00
27539	1000	53330	1010	040		DESERT TRAILS ELEM	\$0.00	\$9,000.00	\$9,000.00	\$0.00	\$0.00	\$0.00	\$9,000.00	0.00
27539	1000	53330	1010			SUBTOTAL Regular Education (K-12) Programs	\$0.00	\$9,000.00	\$9,000.00	\$0.00	\$0.00	\$9,000.00	\$0.00	0.00
27539	1000	53330				SUBTOTAL Professional Development	\$0.00	\$9,000.00	\$9,000.00	\$0.00	\$0.00	\$9,000.00	\$0.00	0.00
			56118			General Supplies and Materials Regular Education (K-12) Programs								
27539	1000	56118	1010	000		GADSDEN DIST OFFICE	\$0.00	\$11,150.00	\$11,150.00	\$0.00	\$0.00	\$0.00	\$11,150.00	0.00
27539	1000	56118	1010	009		SUNRISE ELEMENTARY	\$0.00	\$9,461.00	\$9,461.00	\$0.00	\$0.00	\$0.00	\$9,461.00	0.00
27539	1000	56118	1010			SUBTOTAL Regular Education (K-12) Programs	\$0.00	\$20,611.00	\$20,611.00	\$0.00	\$0.00	\$0.00	\$20,611.00	0.00
27539	1000	56118				SUBTOTAL General Supplies and Materials	\$0.00	\$20,611.00	\$20,611.00	\$0.00	\$0.00	\$0.00	\$20,611.00	0.00
			57332			Supply Assets (\$5,000 or less) Regular Education (K-12) Programs								
27539	1000	57332	1010	000		GADSDEN DIST OFFICE	\$0.00	\$11,150.00	\$11,150.00	\$0.00	\$0.00	\$0.00	\$11,150.00	0.00
27539	1000	57332	1010	009		SUNRISE ELEMENTARY	\$0.00	\$510.00	\$510.00	\$0.00	\$0.00	\$0.00	\$510.00	0.00
27539	1000	57332	1010			SUBTOTAL Regular Education (K-12) Programs	\$0.00	\$11,660.00	\$11,660.00	\$0.00	\$0.00	\$0.00	\$11,660.00	0.00
27539	1000	57332				SUBTOTAL Supply Assets (\$5,000 or less)	\$0.00	\$11,660.00	\$11,660.00	\$0.00	\$0.00	\$0.00	\$11,660.00	0.00
27539	1000					SUBTOTAL Instruction	\$0.00	\$50,000.00	\$50,000.00	\$0.00	\$0.00	\$10,778.87	\$39,221.13	0.00
27539	1000					TOTAL Elementary School Support	\$0.00	\$50,000.00	\$50,000.00	\$0.00	\$0.00	\$10,778.87	\$39,221.13	0.00
2700						TOTAL State Flow-through Grants	\$3,689,378.00	\$892,493.00	\$4,581,871.00	\$798,435.21	\$2,106,273.38	\$1,182,193.65	\$1,293,403.97	38.00

State of New Mexico
Public School Operating Budget - Actuals Expenditure Detail Report
Gadsden - Third Quarter (Jan - Mar) - Expenditure
Submitted

Fund	Func	Obj	Prg	Loc	Job	Description	Budget	Adjustments	Adjusted Budget	Current Period	YTD	Encumbrance	Budget Balance	FTE
28000						State Direct Grants								
28120						NM Highway Dept (Road)								
	4000					Capital Outlay								
		57112				Land Improvements								
			0000			No Program								
28120	4000	57112	0000	000		GADSDEN DIST OFFICE	\$78,346.00	\$0.00	\$78,346.00	\$0.00	\$0.00	\$0.00	\$78,346.00	0.00
28120	4000	57112	0000			<i>SUBTOTAL No Program</i>	<i>\$78,346.00</i>	<i>\$0.00</i>	<i>\$78,346.00</i>	<i>\$0.00</i>	<i>\$0.00</i>	<i>\$0.00</i>	<i>\$78,346.00</i>	<i>0.00</i>
28120	4000	57112				<i>SUBTOTAL Land Improvements</i>	<i>\$78,346.00</i>	<i>\$0.00</i>	<i>\$78,346.00</i>	<i>\$0.00</i>	<i>\$0.00</i>	<i>\$0.00</i>	<i>\$78,346.00</i>	<i>0.00</i>
28120	4000					<i>SUBTOTAL Capital Outlay</i>	<i>\$78,346.00</i>	<i>\$0.00</i>	<i>\$78,346.00</i>	<i>\$0.00</i>	<i>\$0.00</i>	<i>\$0.00</i>	<i>\$78,346.00</i>	<i>0.00</i>
28120	4000					<i>TOTAL NM Highway Dept (Road)</i>	<i>\$78,346.00</i>	<i>\$0.00</i>	<i>\$78,346.00</i>	<i>\$0.00</i>	<i>\$0.00</i>	<i>\$0.00</i>	<i>\$78,346.00</i>	<i>0.00</i>
28211						NM Schools Covid-19 Testing Program DOH								
	2000					Support Services								
	2100					Support Services-Students								
		51300				Additional Compensation								
			0000			No Program								
				000		GADSDEN DIST OFFICE								
28211	2100	51300	0000	000	1215	Registered Nurses	\$0.00	\$0.00	\$0.00	\$0.00	\$0.00	\$0.00	\$0.00	0.00
28211	2100	51300	0000	000		<i>SUBTOTAL GADSDEN DIST OFFICE</i>	<i>\$0.00</i>	<i>\$0.00</i>	<i>\$0.00</i>	<i>\$0.00</i>	<i>\$0.00</i>	<i>\$0.00</i>	<i>\$0.00</i>	<i>0.00</i>
28211	2100	51300	0000			<i>SUBTOTAL No Program</i>	<i>\$0.00</i>	<i>\$0.00</i>	<i>\$0.00</i>	<i>\$0.00</i>	<i>\$0.00</i>	<i>\$0.00</i>	<i>\$0.00</i>	<i>0.00</i>
28211	2100	51300				<i>SUBTOTAL Additional Compensation</i>	<i>\$0.00</i>	<i>\$0.00</i>	<i>\$0.00</i>	<i>\$0.00</i>	<i>\$0.00</i>	<i>\$0.00</i>	<i>\$0.00</i>	<i>0.00</i>
		56118				General Supplies and Materials								
			0000			No Program								
28211	2100	56118	0000	000		GADSDEN DIST OFFICE	\$0.00	\$0.00	\$0.00	\$0.00	\$0.00	\$0.00	\$0.00	0.00
28211	2100	56118	0000			<i>SUBTOTAL No Program</i>	<i>\$0.00</i>	<i>\$0.00</i>	<i>\$0.00</i>	<i>\$0.00</i>	<i>\$0.00</i>	<i>\$0.00</i>	<i>\$0.00</i>	<i>0.00</i>
28211	2100	56118				<i>SUBTOTAL General Supplies and Materials</i>	<i>\$0.00</i>	<i>\$0.00</i>	<i>\$0.00</i>	<i>\$0.00</i>	<i>\$0.00</i>	<i>\$0.00</i>	<i>\$0.00</i>	<i>0.00</i>
		57331				Fixed Assets (more than \$5,000)								
			0000			No Program								
28211	2100	57331	0000	000		GADSDEN DIST OFFICE	\$0.00	\$0.00	\$0.00	\$0.00	\$0.00	\$0.00	\$0.00	0.00
28211	2100	57331	0000			<i>SUBTOTAL No Program</i>	<i>\$0.00</i>	<i>\$0.00</i>	<i>\$0.00</i>	<i>\$0.00</i>	<i>\$0.00</i>	<i>\$0.00</i>	<i>\$0.00</i>	<i>0.00</i>
28211	2100	57331				<i>SUBTOTAL Fixed Assets (more than \$5,000)</i>	<i>\$0.00</i>	<i>\$0.00</i>	<i>\$0.00</i>	<i>\$0.00</i>	<i>\$0.00</i>	<i>\$0.00</i>	<i>\$0.00</i>	<i>0.00</i>
		57332				Supply Assets (\$5,000 or less)								
			0000			No Program								

State of New Mexico
Public School Operating Budget - Actuals Expenditure Detail Report
Gadsden - Third Quarter (Jan - Mar) - Expenditure
Submitted

Fund	Func	Obj	Prg	Loc	Job	Description	Budget	Adjustments	Adjusted Budget	Current Period	YTD	Encumbrance	Budget Balance	FTE
28211	2100	57332	0000	000		GADSDEN DIST OFFICE	\$0.00	\$0.00	\$0.00	\$0.00	\$0.00	\$0.00	\$0.00	0.00
28211	2100	57332	0000			<i>SUBTOTAL No Program</i>	<i>\$0.00</i>	<i>\$0.00</i>	<i>\$0.00</i>	<i>\$0.00</i>	<i>\$0.00</i>	<i>\$0.00</i>	<i>\$0.00</i>	<i>0.00</i>
28211	2100	57332				<i>SUBTOTAL Supply Assets (\$5,000 or less)</i>	<i>\$0.00</i>	<i>\$0.00</i>	<i>\$0.00</i>	<i>\$0.00</i>	<i>\$0.00</i>	<i>\$0.00</i>	<i>\$0.00</i>	<i>0.00</i>
28211	2100					<i>SUBTOTAL Support Services-Students</i>	<i>\$0.00</i>	<i>\$0.00</i>	<i>\$0.00</i>	<i>\$0.00</i>	<i>\$0.00</i>	<i>\$0.00</i>	<i>\$0.00</i>	<i>0.00</i>
28211	2000					<i>SUBTOTAL Support Services</i>	<i>\$0.00</i>	<i>\$0.00</i>	<i>\$0.00</i>	<i>\$0.00</i>	<i>\$0.00</i>	<i>\$0.00</i>	<i>\$0.00</i>	<i>0.00</i>
2821						<i>TOTAL NM Schools Covid-19 Testing Program DOH</i>	<i>\$0.00</i>	<i>\$0.00</i>	<i>\$0.00</i>	<i>\$0.00</i>	<i>\$0.00</i>	<i>\$0.00</i>	<i>\$0.00</i>	<i>0.00</i>
2800						<i>TOTAL State Direct Grants</i>	<i>\$78,346.00</i>	<i>\$0.00</i>	<i>\$78,346.00</i>	<i>\$0.00</i>	<i>\$0.00</i>	<i>\$0.00</i>	<i>\$78,346.00</i>	<i>0.00</i>
29000						Combined State/Local Grants								
29135						Bonds/TIF (Tax Increment Financing) Payments In Lieu of Taxes								
	1000					Instruction								
		53330				Professional Development								
			1010			Regular Education (K-12) Programs								
29135	1000	53330	1010	000		GADSDEN DIST OFFICE	\$54,000.00	\$0.00	\$54,000.00	\$0.00	\$0.00	\$0.00	\$54,000.00	0.00
29135	1000	53330	1010			<i>SUBTOTAL Regular Education (K-12) Programs</i>	<i>\$54,000.00</i>	<i>\$0.00</i>	<i>\$54,000.00</i>	<i>\$0.00</i>	<i>\$0.00</i>	<i>\$0.00</i>	<i>\$54,000.00</i>	<i>0.00</i>
29135	1000	53330				<i>SUBTOTAL Professional Development</i>	<i>\$54,000.00</i>	<i>\$0.00</i>	<i>\$54,000.00</i>	<i>\$0.00</i>	<i>\$0.00</i>	<i>\$0.00</i>	<i>\$54,000.00</i>	<i>0.00</i>
		53414				Other Services								
			1010			Regular Education (K-12) Programs								
29135	1000	53414	1010	000		GADSDEN DIST OFFICE	\$307,032.00	\$0.00	\$307,032.00	\$0.00	\$0.00	\$0.00	\$307,032.00	0.00
29135	1000	53414	1010			<i>SUBTOTAL Regular Education (K-12) Programs</i>	<i>\$307,032.00</i>	<i>\$0.00</i>	<i>\$307,032.00</i>	<i>\$0.00</i>	<i>\$0.00</i>	<i>\$0.00</i>	<i>\$307,032.00</i>	<i>0.00</i>
29135	1000	53414				<i>SUBTOTAL Other Services</i>	<i>\$307,032.00</i>	<i>\$0.00</i>	<i>\$307,032.00</i>	<i>\$0.00</i>	<i>\$0.00</i>	<i>\$0.00</i>	<i>\$307,032.00</i>	<i>0.00</i>
		55813				Employee Travel - Non-Teachers								
			1010			Regular Education (K-12) Programs								
29135	1000	55813	1010	000		GADSDEN DIST OFFICE	\$56,000.00	\$0.00	\$56,000.00	\$0.00	\$0.00	\$0.00	\$56,000.00	0.00
29135	1000	55813	1010			<i>SUBTOTAL Regular Education (K-12) Programs</i>	<i>\$56,000.00</i>	<i>\$0.00</i>	<i>\$56,000.00</i>	<i>\$0.00</i>	<i>\$0.00</i>	<i>\$0.00</i>	<i>\$56,000.00</i>	<i>0.00</i>
29135	1000	55813				<i>SUBTOTAL Employee Travel - Non-Teachers</i>	<i>\$56,000.00</i>	<i>\$0.00</i>	<i>\$56,000.00</i>	<i>\$0.00</i>	<i>\$0.00</i>	<i>\$0.00</i>	<i>\$56,000.00</i>	<i>0.00</i>
		55817				Student Travel								
			9000			Co-Curricular and Extra-Curricular Activities								

State of New Mexico
Public School Operating Budget - Actuals Expenditure Detail Report
Gadsden - Third Quarter (Jan - Mar) - Expenditure
Submitted

Fund	Func	Obj	Prg	Loc	Job	Description	Budget	Adjustments	Adjusted Budget	Current Period	YTD	Encumbrance	Budget Balance	FTE	
29135	1000	55817	9000	000		GADSDEN DIST OFFICE	\$55,800.00	\$0.00	\$55,800.00	\$0.00		\$0.00	\$0.00	\$55,800.00	0.00
29135	1000	55817	9000			SUBTOTAL Co-Curricular and Extra-Curricular Activities	\$55,800.00	\$0.00	\$55,800.00	\$0.00		\$0.00	\$0.00	\$55,800.00	0.00
29135	1000	55817				SUBTOTAL Student Travel	\$55,800.00	\$0.00	\$55,800.00	\$0.00		\$0.00	\$0.00	\$55,800.00	0.00
		55819				Employee Travel - Teachers									
			1010			Regular Education (K-12) Programs									
29135	1000	55819	1010	000		GADSDEN DIST OFFICE	\$55,900.00	\$0.00	\$55,900.00	\$0.00		\$0.00	\$0.00	\$55,900.00	0.00
29135	1000	55819	1010			SUBTOTAL Regular Education (K-12) Programs	\$55,900.00	\$0.00	\$55,900.00	\$0.00		\$0.00	\$0.00	\$55,900.00	0.00
29135	1000	55819				SUBTOTAL Employee Travel - Teachers	\$55,900.00	\$0.00	\$55,900.00	\$0.00		\$0.00	\$0.00	\$55,900.00	0.00
		55915				Other Contract Services									
			1010			Regular Education (K-12) Programs									
29135	1000	55915	1010	000		GADSDEN DIST OFFICE	\$55,500.00	\$0.00	\$55,500.00	\$0.00		\$0.00	\$0.00	\$55,500.00	0.00
29135	1000	55915	1010			SUBTOTAL Regular Education (K-12) Programs	\$55,500.00	\$0.00	\$55,500.00	\$0.00		\$0.00	\$0.00	\$55,500.00	0.00
			9000			Co-Curricular and Extra-Curricular Activities									
29135	1000	55915	9000	000		GADSDEN DIST OFFICE	\$30,915.00	\$0.00	\$30,915.00	\$0.00		\$0.00	\$0.00	\$30,915.00	0.00
29135	1000	55915	9000			SUBTOTAL Co-Curricular and Extra-Curricular Activities	\$30,915.00	\$0.00	\$30,915.00	\$0.00		\$0.00	\$0.00	\$30,915.00	0.00
29135	1000	55915				SUBTOTAL Other Contract Services	\$86,415.00	\$0.00	\$86,415.00	\$0.00		\$0.00	\$0.00	\$86,415.00	0.00
		56118				General Supplies and Materials									
			1010			Regular Education (K-12) Programs									
29135	1000	56118	1010	000		GADSDEN DIST OFFICE	\$199,529.00	\$13,457.00	\$212,986.00	\$0.00		\$0.00	\$0.00	\$212,986.00	0.00
29135	1000	56118	1010			SUBTOTAL Regular Education (K-12) Programs	\$199,529.00	\$13,457.00	\$212,986.00	\$0.00		\$0.00	\$0.00	\$212,986.00	0.00
			9000			Co-Curricular and Extra-Curricular Activities									
29135	1000	56118	9000	000		GADSDEN DIST OFFICE	\$0.00	\$0.00	\$0.00	\$0.00		\$0.00	\$20,402.20	(\$20,402.20)	0.00
29135	1000	56118	9000			SUBTOTAL Co-Curricular and Extra-Curricular Activities	\$0.00	\$0.00	\$0.00	\$0.00		\$0.00	\$20,402.20	(\$20,402.20)	0.00
29135	1000	56118				SUBTOTAL General Supplies and Materials	\$199,529.00	\$13,457.00	\$212,986.00	\$0.00		\$0.00	\$20,402.20	\$192,583.80	0.00
		57332				Supply Assets (\$5,000 or less)									
			1010			Regular Education (K-12) Programs									
29135	1000	57332	1010	000		GADSDEN DIST OFFICE	\$57,500.00	\$0.00	\$57,500.00	\$0.00		\$0.00	\$0.00	\$57,500.00	0.00
29135	1000	57332	1010			SUBTOTAL Regular Education (K-12) Programs	\$57,500.00	\$0.00	\$57,500.00	\$0.00		\$0.00	\$0.00	\$57,500.00	0.00
29135	1000	57332				SUBTOTAL Supply Assets (\$5,000 or less)	\$57,500.00	\$0.00	\$57,500.00	\$0.00		\$0.00	\$0.00	\$57,500.00	0.00

State of New Mexico
Public School Operating Budget - Actuals Expenditure Detail Report
Gadsden - Third Quarter (Jan - Mar) - Expenditure
Submitted

Fund	Func	Obj	Prg	Loc	Job	Description	Budget	Adjustments	Adjusted Budget	Current Period	YTD	Encumbrance	Budget Balance	FTE
29135	1000					SUBTOTAL	\$872,176.00	\$13,457.00	\$885,633.00	\$0.00	\$0.00	\$20,402.20	\$865,230.80	0.00
						<i>Instruction</i>								
2913						TOTAL Bonds/TIF	\$872,176.00	\$13,457.00	\$885,633.00	\$0.00	\$0.00	\$20,402.20	\$865,230.80	0.00
5						<i>(Tax Increment Financing)</i>								
						<i>Payments In Lieu of Taxes</i>								
2900						TOTAL Combined	\$872,176.00	\$13,457.00	\$885,633.00	\$0.00	\$0.00	\$20,402.20	\$865,230.80	0.00
0						<i>State/Local Grants</i>								
31100						Bond Building								
	4000					Capital Outlay								
		53414				Other Services								
			0000			No Program								
31100	4000	53414	0000	000		GADSDEN DIST OFFICE	\$708,408.00	\$0.00	\$708,408.00	\$43,293.19	\$75,164.59	\$64,262.12	\$568,981.29	0.00
31100	4000	53414	0000			SUBTOTAL No Program	\$708,408.00	\$0.00	\$708,408.00	\$43,293.19	\$75,164.59	\$64,262.12	\$568,981.29	0.00
31100	4000	53414				SUBTOTAL Other Services	\$708,408.00	\$0.00	\$708,408.00	\$43,293.19	\$75,164.59	\$64,262.12	\$568,981.29	0.00
		54500				Construction Services								
			0000			No Program								
31100	4000	54500	0000	000		GADSDEN DIST OFFICE	\$29,148,323.00	\$3,393,953.00	\$32,542,276.00	\$454,170.45	\$1,164,766.76	\$1,394,465.20	\$29,983,044.04	0.00
31100	4000	54500	0000			SUBTOTAL No Program	\$29,148,323.00	\$3,393,953.00	\$32,542,276.00	\$454,170.45	\$1,164,766.76	\$1,394,465.20	\$29,983,044.04	0.00
31100	4000	54500				SUBTOTAL Construction Services	\$29,148,323.00	\$3,393,953.00	\$32,542,276.00	\$454,170.45	\$1,164,766.76	\$1,394,465.20	\$29,983,044.04	0.00
		57112				Land Improvements								
			0000			No Program								
31100	4000	57112	0000	000		GADSDEN DIST OFFICE	\$1,020,944.00	\$0.00	\$1,020,944.00	\$18,435.66	\$230,853.26	\$291,482.24	\$498,608.50	0.00
31100	4000	57112	0000			SUBTOTAL No Program	\$1,020,944.00	\$0.00	\$1,020,944.00	\$18,435.66	\$230,853.26	\$291,482.24	\$498,608.50	0.00
31100	4000	57112				SUBTOTAL Land Improvements	\$1,020,944.00	\$0.00	\$1,020,944.00	\$18,435.66	\$230,853.26	\$291,482.24	\$498,608.50	0.00
		57331				Fixed Assets (more than \$5,000)								
			0000			No Program								
31100	4000	57331	0000	000		GADSDEN DIST OFFICE	\$236,684.00	\$0.00	\$236,684.00	\$0.00	\$0.00	\$0.00	\$236,684.00	0.00
31100	4000	57331	0000			SUBTOTAL No Program	\$236,684.00	\$0.00	\$236,684.00	\$0.00	\$0.00	\$0.00	\$236,684.00	0.00
31100	4000	57331				SUBTOTAL Fixed Assets (more than \$5,000)	\$236,684.00	\$0.00	\$236,684.00	\$0.00	\$0.00	\$0.00	\$236,684.00	0.00
		57332				Supply Assets (\$5,000 or less)								
			0000			No Program								
31100	4000	57332	0000	000		GADSDEN DIST OFFICE	\$2,132,196.00	\$0.00	\$2,132,196.00	\$0.00	\$475.52	\$0.00	\$2,131,720.48	0.00
31100	4000	57332	0000			SUBTOTAL No Program	\$2,132,196.00	\$0.00	\$2,132,196.00	\$0.00	\$475.52	\$0.00	\$2,131,720.48	0.00
31100	4000	57332				SUBTOTAL Supply Assets (\$5,000 or less)	\$2,132,196.00	\$0.00	\$2,132,196.00	\$0.00	\$475.52	\$0.00	\$2,131,720.48	0.00
31100	4000					SUBTOTAL Capital Outlay	\$33,246,555.00	\$3,393,953.00	\$36,640,508.00	\$515,899.30	\$1,471,260.13	\$1,750,209.56	\$33,419,038.31	0.00

State of New Mexico
Public School Operating Budget - Actuals Expenditure Detail Report
Gadsden - Third Quarter (Jan - Mar) - Expenditure
Submitted

Fund	Func	Obj	Prg	Loc	Job	Description	Budget	Adjustments	Adjusted Budget	Current Period	YTD	Encumbrance	Budget Balance	FTE
3110						TOTAL Bond	\$33,246,555.00	\$3,393,953.00	\$36,640,508.00	\$515,899.30	\$1,471,260.13	\$1,750,209.56	\$33,419,038.31	0.00
0						Building								
31400						Special Capital								
						Outlay-State								
						Capital Outlay								
						Fixed Assets (more than \$5,000)								
						No Program								
						0000								
31400	4000	57331	0000	000		GADSDEN DIST OFFICE	\$25,000.00	\$0.00	\$25,000.00	\$0.00	\$0.00	\$0.00	\$25,000.00	0.00
31400	4000	57331	0000			SUBTOTAL No Program	\$25,000.00	\$0.00	\$25,000.00	\$0.00	\$0.00	\$0.00	\$25,000.00	0.00
31400	4000	57331				SUBTOTAL Fixed Assets (more than \$5,000)	\$25,000.00	\$0.00	\$25,000.00	\$0.00	\$0.00	\$0.00	\$25,000.00	0.00
						Supply Assets (\$5,000 or less)								
						No Program								
						0000								
31400	4000	57332	0000	000		GADSDEN DIST OFFICE	\$25,000.00	\$0.00	\$25,000.00	\$0.00	\$0.00	\$0.00	\$25,000.00	0.00
31400	4000	57332	0000			SUBTOTAL No Program	\$25,000.00	\$0.00	\$25,000.00	\$0.00	\$0.00	\$0.00	\$25,000.00	0.00
31400	4000	57332				SUBTOTAL Supply Assets (\$5,000 or less)	\$25,000.00	\$0.00	\$25,000.00	\$0.00	\$0.00	\$0.00	\$25,000.00	0.00
31400 4000						SUBTOTAL Capital Outlay	\$50,000.00	\$0.00	\$50,000.00	\$0.00	\$0.00	\$0.00	\$50,000.00	0.00
3140 0						TOTAL Special Capital Outlay-State	\$50,000.00	\$0.00	\$50,000.00	\$0.00	\$0.00	\$0.00	\$50,000.00	0.00
31700						Capital Improvements								
						SB-9								
						Capital Outlay								
						Maintenance & Repair - Bldgs/Gmds/Equipment (SB-9)								
						No Program								
						0000								
31700	4000	54315	0000	000		GADSDEN DIST OFFICE	\$0.00	\$78,433.00	\$78,433.00	\$77,689.20	\$77,689.20	\$0.00	\$743.80	0.00
31700	4000	54315	0000			SUBTOTAL No Program	\$0.00	\$78,433.00	\$78,433.00	\$77,689.20	\$77,689.20	\$0.00	\$743.80	0.00
31700	4000	54315				SUBTOTAL Maintenance & Repair - Bldgs/Gmds/Equipment (SB-9)	\$0.00	\$78,433.00	\$78,433.00	\$77,689.20	\$77,689.20	\$0.00	\$743.80	0.00
						General Supplies and Materials								
						No Program								
						0000								
31700	4000	56118	0000	000		GADSDEN DIST OFFICE	\$0.00	\$0.00	\$0.00	\$743.80	\$743.80	\$0.00	(\$743.80)	0.00
31700	4000	56118	0000			SUBTOTAL No Program	\$0.00	\$0.00	\$0.00	\$743.80	\$743.80	\$0.00	(\$743.80)	0.00
31700	4000	56118				SUBTOTAL General Supplies and Materials	\$0.00	\$0.00	\$0.00	\$743.80	\$743.80	\$0.00	(\$743.80)	0.00
31700 4000						SUBTOTAL Capital Outlay	\$0.00	\$78,433.00	\$78,433.00	\$78,433.00	\$78,433.00	\$0.00	\$0.00	0.00

State of New Mexico
Public School Operating Budget - Actuals Expenditure Detail Report
Gadsden - Third Quarter (Jan - Mar) - Expenditure
Submitted

Fund	Func	Obj	Prg	Loc	Job	Description	Budget	Adjustments	Adjusted Budget	Current Period	YTD	Encumbrance	Budget Balance	FTE
3170						TOTAL Capital Improvements SB-9	\$0.00	\$78,433.00	\$78,433.00	\$78,433.00	\$78,433.00	\$0.00	\$0.00	0.00
0														
31701						Capital Improvements SB-9 Local								
	2000					Support Services								
	2300					Support Services-General Administration								
		53712				County Tax Collection Costs								
			0000			No Program								
31701	2300	53712	0000	000		GADSDEN DIST OFFICE	\$30,000.00	\$20,000.00	\$50,000.00	\$9,449.01	\$15,510.93	\$0.00	\$34,489.07	0.00
31701	2300	53712	0000			SUBTOTAL No Program	\$30,000.00	\$20,000.00	\$50,000.00	\$9,449.01	\$15,510.93	\$0.00	\$34,489.07	0.00
31701	2300	53712				SUBTOTAL County Tax Collection Costs	\$30,000.00	\$20,000.00	\$50,000.00	\$9,449.01	\$15,510.93	\$0.00	\$34,489.07	0.00
31701	2300					SUBTOTAL Support Services-General Administration	\$30,000.00	\$20,000.00	\$50,000.00	\$9,449.01	\$15,510.93	\$0.00	\$34,489.07	0.00
31701	2000					SUBTOTAL Support Services	\$30,000.00	\$20,000.00	\$50,000.00	\$9,449.01	\$15,510.93	\$0.00	\$34,489.07	0.00
	4000					Capital Outlay								
		54315				Maintenance & Repair - Bldgs/Gmds/Equipment (SB-9)								
			0000			No Program								
31701	4000	54315	0000	000		GADSDEN DIST OFFICE	\$2,784,000.00	\$501,045.00	\$3,285,045.00	\$220,698.59	\$638,276.48	\$409,921.56	\$2,236,846.96	0.00
31701	4000	54315	0000			SUBTOTAL No Program	\$2,784,000.00	\$501,045.00	\$3,285,045.00	\$220,698.59	\$638,276.48	\$409,921.56	\$2,236,846.96	0.00
31701	4000	54315				SUBTOTAL Maintenance & Repair - Bldgs/Gmds/Equipment (SB-9)	\$2,784,000.00	\$501,045.00	\$3,285,045.00	\$220,698.59	\$638,276.48	\$409,921.56	\$2,236,846.96	0.00
		54500				Construction Services								
			0000			No Program								
31701	4000	54500	0000	000		GADSDEN DIST OFFICE	\$42,000.00	\$0.00	\$42,000.00	\$0.00	\$0.00	\$0.00	\$42,000.00	0.00
31701	4000	54500	0000			SUBTOTAL No Program	\$42,000.00	\$0.00	\$42,000.00	\$0.00	\$0.00	\$0.00	\$42,000.00	0.00
31701	4000	54500				SUBTOTAL Construction Services	\$42,000.00	\$0.00	\$42,000.00	\$0.00	\$0.00	\$0.00	\$42,000.00	0.00
		54640				Rental - Lease To Purchase								
			0000			No Program								
31701	4000	54640	0000	000		GADSDEN DIST OFFICE	\$0.00	\$0.00	\$0.00	\$1,215.51	\$3,646.53	\$0.00	(\$3,646.53)	0.00
31701	4000	54640	0000			SUBTOTAL No Program	\$0.00	\$0.00	\$0.00	\$1,215.51	\$3,646.53	\$0.00	(\$3,646.53)	0.00
31701	4000	54640				SUBTOTAL Rental - Lease To Purchase	\$0.00	\$0.00	\$0.00	\$1,215.51	\$3,646.53	\$0.00	(\$3,646.53)	0.00
		56118				General Supplies and Materials								
			0000			No Program								
31701	4000	56118	0000	000		GADSDEN DIST OFFICE	\$535,050.00	\$100,000.00	\$635,050.00	\$41,794.12	\$156,860.88	\$145,015.55	\$333,173.57	0.00

State of New Mexico
Public School Operating Budget - Actuals Expenditure Detail Report
Gadsden - Third Quarter (Jan - Mar) - Expenditure
Submitted

Fund	Func	Obj	Prg	Loc	Job	Description	Budget	Adjustments	Adjusted Budget	Current Period	YTD	Encumbrance	Budget Balance	FTE
31701	4000	56118	0000			<i>SUBTOTAL No Program</i>	\$535,050.00	\$100,000.00	\$635,050.00	\$41,794.12	\$156,860.88	\$145,015.55	\$333,173.57	0.00
31701	4000	56118				<i>SUBTOTAL General Supplies and Materials</i>	\$535,050.00	\$100,000.00	\$635,050.00	\$41,794.12	\$156,860.88	\$145,015.55	\$333,173.57	0.00
		57311				<i>Vehicles General</i>								
		0000				<i>No Program</i>								
31701	4000	57311	0000	000		GADSDEN DIST OFFICE	\$10,000.00	\$0.00	\$10,000.00	\$0.00	\$0.00	\$0.00	\$10,000.00	0.00
31701	4000	57311	0000			<i>SUBTOTAL No Program</i>	\$10,000.00	\$0.00	\$10,000.00	\$0.00	\$0.00	\$0.00	\$10,000.00	0.00
31701	4000	57311				<i>SUBTOTAL Vehicles General</i>	\$10,000.00	\$0.00	\$10,000.00	\$0.00	\$0.00	\$0.00	\$10,000.00	0.00
		57331				<i>Fixed Assets (more than \$5,000)</i>								
		0000				<i>No Program</i>								
31701	4000	57331	0000	000		GADSDEN DIST OFFICE	\$204,300.00	\$0.00	\$204,300.00	\$6,998.00	\$6,998.00	\$5,626.75	\$191,675.25	0.00
31701	4000	57331	0000			<i>SUBTOTAL No Program</i>	\$204,300.00	\$0.00	\$204,300.00	\$6,998.00	\$6,998.00	\$5,626.75	\$191,675.25	0.00
31701	4000	57331				<i>SUBTOTAL Fixed Assets (more than \$5,000)</i>	\$204,300.00	\$0.00	\$204,300.00	\$6,998.00	\$6,998.00	\$5,626.75	\$191,675.25	0.00
		57332				<i>Supply Assets (\$5,000 or less)</i>								
		0000				<i>No Program</i>								
31701	4000	57332	0000	000		GADSDEN DIST OFFICE	\$819,000.00	\$150,100.00	\$969,100.00	\$34,642.73	\$85,338.47	\$185,518.96	\$698,242.57	0.00
31701	4000	57332	0000			<i>SUBTOTAL No Program</i>	\$819,000.00	\$150,100.00	\$969,100.00	\$34,642.73	\$85,338.47	\$185,518.96	\$698,242.57	0.00
31701	4000	57332				<i>SUBTOTAL Supply Assets (\$5,000 or less)</i>	\$819,000.00	\$150,100.00	\$969,100.00	\$34,642.73	\$85,338.47	\$185,518.96	\$698,242.57	0.00
31701	4000					<i>SUBTOTAL Capital Outlay</i>	\$4,394,350.00	\$751,145.00	\$5,145,495.00	\$305,348.95	\$891,120.36	\$746,082.82	\$3,508,291.82	0.00
31701	4000					<i>TOTAL Capital Improvements SB-9 Local</i>	\$4,424,350.00	\$771,145.00	\$5,195,495.00	\$314,797.96	\$906,631.29	\$746,082.82	\$3,542,780.89	0.00
31703						<i>SB-9 State Match</i>								
		4000				<i>Cash</i>								
		54315				<i>Capital Outlay</i>								
		0000				<i>Maintenance & Repair - Bldgs/Gmds/Equipment (SB-9)</i>								
		0000				<i>No Program</i>								
31703	4000	54315	0000	000		GADSDEN DIST OFFICE	\$1,205,000.00	\$1,529,000.00	\$2,734,000.00	\$230,541.83	\$637,795.91	\$0.00	\$2,096,204.09	0.00
31703	4000	54315	0000			<i>SUBTOTAL No Program</i>	\$1,205,000.00	\$1,529,000.00	\$2,734,000.00	\$230,541.83	\$637,795.91	\$0.00	\$2,096,204.09	0.00
31703	4000	54315				<i>SUBTOTAL Maintenance & Repair - Bldgs/Gmds/Equipment (SB-9)</i>	\$1,205,000.00	\$1,529,000.00	\$2,734,000.00	\$230,541.83	\$637,795.91	\$0.00	\$2,096,204.09	0.00
		54500				<i>Construction Services</i>								
		0000				<i>No Program</i>								
31703	4000	54500	0000	000		GADSDEN DIST OFFICE	\$60,000.00	\$0.00	\$60,000.00	\$0.00	\$0.00	\$0.00	\$60,000.00	0.00
31703	4000	54500	0000			<i>SUBTOTAL No Program</i>	\$60,000.00	\$0.00	\$60,000.00	\$0.00	\$0.00	\$0.00	\$60,000.00	0.00
31703	4000	54500				<i>SUBTOTAL Construction Services</i>	\$60,000.00	\$0.00	\$60,000.00	\$0.00	\$0.00	\$0.00	\$60,000.00	0.00

State of New Mexico
Public School Operating Budget - Actuals Expenditure Detail Report
Gadsden - Third Quarter (Jan - Mar) - Expenditure
Submitted

Fund	Func	Obj	Prg	Loc	Job	Description	Budget	Adjustments	Adjusted Budget	Current Period	YTD	Encumbrance	Budget Balance	FTE
			56118			General Supplies and Materials								
			0000			No Program								
31703	4000	56118	0000	000		GADSDEN DIST OFFICE	\$300,000.00	\$0.00	\$300,000.00	\$57,406.82	\$155,470.13	\$0.00	\$144,529.87	0.00
31703	4000	56118	0000			SUBTOTAL No Program	\$300,000.00	\$0.00	\$300,000.00	\$57,406.82	\$155,470.13	\$0.00	\$144,529.87	0.00
31703	4000	56118				SUBTOTAL General Supplies and Materials	\$300,000.00	\$0.00	\$300,000.00	\$57,406.82	\$155,470.13	\$0.00	\$144,529.87	0.00
			57112			Land Improvements								
			0000			No Program								
31703	4000	57112	0000	000		GADSDEN DIST OFFICE	\$50,000.00	\$0.00	\$50,000.00	\$0.00	\$0.00	\$0.00	\$50,000.00	0.00
31703	4000	57112	0000			SUBTOTAL No Program	\$50,000.00	\$0.00	\$50,000.00	\$0.00	\$0.00	\$0.00	\$50,000.00	0.00
31703	4000	57112				SUBTOTAL Land Improvements	\$50,000.00	\$0.00	\$50,000.00	\$0.00	\$0.00	\$0.00	\$50,000.00	0.00
			57311			Vehicles General								
			0000			No Program								
31703	4000	57311	0000	000		GADSDEN DIST OFFICE	\$50,000.00	\$0.00	\$50,000.00	\$0.00	\$0.00	\$0.00	\$50,000.00	0.00
31703	4000	57311	0000			SUBTOTAL No Program	\$50,000.00	\$0.00	\$50,000.00	\$0.00	\$0.00	\$0.00	\$50,000.00	0.00
31703	4000	57311				SUBTOTAL Vehicles General	\$50,000.00	\$0.00	\$50,000.00	\$0.00	\$0.00	\$0.00	\$50,000.00	0.00
			57331			Fixed Assets (more than \$5,000)								
			0000			No Program								
31703	4000	57331	0000	000		GADSDEN DIST OFFICE	\$440,000.00	\$500,000.00	\$940,000.00	\$131,649.25	\$184,612.86	\$0.00	\$755,387.14	0.00
31703	4000	57331	0000			SUBTOTAL No Program	\$440,000.00	\$500,000.00	\$940,000.00	\$131,649.25	\$184,612.86	\$0.00	\$755,387.14	0.00
31703	4000	57331				SUBTOTAL Fixed Assets (more than \$5,000)	\$440,000.00	\$500,000.00	\$940,000.00	\$131,649.25	\$184,612.86	\$0.00	\$755,387.14	0.00
			57332			Supply Assets (\$5,000 or less)								
			0000			No Program								
31703	4000	57332	0000	000		GADSDEN DIST OFFICE	\$1,782,108.00	\$500,692.00	\$2,282,800.00	\$177,032.14	\$601,681.33	\$248,903.60	\$1,432,215.07	0.00
31703	4000	57332	0000			SUBTOTAL No Program	\$1,782,108.00	\$500,692.00	\$2,282,800.00	\$177,032.14	\$601,681.33	\$248,903.60	\$1,432,215.07	0.00
31703	4000	57332				SUBTOTAL Supply Assets (\$5,000 or less)	\$1,782,108.00	\$500,692.00	\$2,282,800.00	\$177,032.14	\$601,681.33	\$248,903.60	\$1,432,215.07	0.00
31703	4000					SUBTOTAL Capital Outlay	\$3,887,108.00	\$2,529,692.00	\$6,416,800.00	\$596,630.04	\$1,579,560.23	\$248,903.60	\$4,588,336.17	0.00
3170						TOTAL SB-9 State Match Cash	\$3,887,108.00	\$2,529,692.00	\$6,416,800.00	\$596,630.04	\$1,579,560.23	\$248,903.60	\$4,588,336.17	0.00
3						Ed. Technology Equipment Act Capital Outlay								
31900						Other Services								
			53414			No Program								
31900	4000	53414	0000	000		GADSDEN DIST OFFICE	\$507,577.00	\$0.00	\$507,577.00	\$15,492.09	\$241,896.19	\$58,153.08	\$207,527.73	0.00
31900	4000	53414	0000			SUBTOTAL No Program	\$507,577.00	\$0.00	\$507,577.00	\$15,492.09	\$241,896.19	\$58,153.08	\$207,527.73	0.00
31900	4000	53414				SUBTOTAL Other Services	\$507,577.00	\$0.00	\$507,577.00	\$15,492.09	\$241,896.19	\$58,153.08	\$207,527.73	0.00

State of New Mexico
Public School Operating Budget - Actuals Expenditure Detail Report
Gadsden - Third Quarter (Jan - Mar) - Expenditure
Submitted

Fund	Func	Obj	Prg	Loc	Job	Description	Budget	Adjustments	Adjusted Budget	Current Period	YTD	Encumbrance	Budget Balance	FTE
			54315			Maintenance & Repair - Bldgs/Grnds/Equipment (SB-9)								
			0000			No Program								
31900	4000	54315	0000	000		GADSDEN DIST OFFICE	\$395,000.00	\$0.00	\$395,000.00	\$10,209.04	\$29,148.48	\$1,306.24	\$364,545.28	0.00
31900	4000	54315	0000			SUBTOTAL No Program	\$395,000.00	\$0.00	\$395,000.00	\$10,209.04	\$29,148.48	\$1,306.24	\$364,545.28	0.00
31900	4000	54315				SUBTOTAL Maintenance & Repair - Bldgs/Grnds/Equipment (SB-9)	\$395,000.00	\$0.00	\$395,000.00	\$10,209.04	\$29,148.48	\$1,306.24	\$364,545.28	0.00
			54416			Communication Services								
			0000			No Program								
31900	4000	54416	0000	000		GADSDEN DIST OFFICE	\$300,000.00	\$0.00	\$300,000.00	\$44,770.65	\$128,621.18	\$38,539.89	\$132,838.93	0.00
31900	4000	54416	0000			SUBTOTAL No Program	\$300,000.00	\$0.00	\$300,000.00	\$44,770.65	\$128,621.18	\$38,539.89	\$132,838.93	0.00
31900	4000	54416				SUBTOTAL Communication Services	\$300,000.00	\$0.00	\$300,000.00	\$44,770.65	\$128,621.18	\$38,539.89	\$132,838.93	0.00
			56113			Software								
			0000			No Program								
31900	4000	56113	0000	000		GADSDEN DIST OFFICE	\$1,391,000.00	\$0.00	\$1,391,000.00	\$34,030.99	\$951,569.05	\$1,655.94	\$437,775.01	0.00
31900	4000	56113	0000			SUBTOTAL No Program	\$1,391,000.00	\$0.00	\$1,391,000.00	\$34,030.99	\$951,569.05	\$1,655.94	\$437,775.01	0.00
31900	4000	56113				SUBTOTAL Software	\$1,391,000.00	\$0.00	\$1,391,000.00	\$34,030.99	\$951,569.05	\$1,655.94	\$437,775.01	0.00
			56118			General Supplies and Materials								
			0000			No Program								
31900	4000	56118	0000	000		GADSDEN DIST OFFICE	\$68,000.00	\$0.00	\$68,000.00	\$3,750.20	\$18,993.79	\$9,875.09	\$39,131.12	0.00
31900	4000	56118	0000			SUBTOTAL No Program	\$68,000.00	\$0.00	\$68,000.00	\$3,750.20	\$18,993.79	\$9,875.09	\$39,131.12	0.00
31900	4000	56118				SUBTOTAL General Supplies and Materials	\$68,000.00	\$0.00	\$68,000.00	\$3,750.20	\$18,993.79	\$9,875.09	\$39,131.12	0.00
			57331			Fixed Assets (more than \$5,000)								
			0000			No Program								
31900	4000	57331	0000	000		GADSDEN DIST OFFICE	\$88,979.00	\$0.00	\$88,979.00	\$0.00	\$0.00	\$0.00	\$88,979.00	0.00
31900	4000	57331	0000			SUBTOTAL No Program	\$88,979.00	\$0.00	\$88,979.00	\$0.00	\$0.00	\$0.00	\$88,979.00	0.00
31900	4000	57331				SUBTOTAL Fixed Assets (more than \$5,000)	\$88,979.00	\$0.00	\$88,979.00	\$0.00	\$0.00	\$0.00	\$88,979.00	0.00
			57332			Supply Assets (\$5,000 or less)								
			0000			No Program								
31900	4000	57332	0000	000		GADSDEN DIST OFFICE	\$578,314.00	\$212,746.00	\$791,060.00	\$1,968.07	\$57,923.89	\$8,813.97	\$724,322.14	0.00
31900	4000	57332	0000			SUBTOTAL No Program	\$578,314.00	\$212,746.00	\$791,060.00	\$1,968.07	\$57,923.89	\$8,813.97	\$724,322.14	0.00
31900	4000	57332				SUBTOTAL Supply Assets (\$5,000 or less)	\$578,314.00	\$212,746.00	\$791,060.00	\$1,968.07	\$57,923.89	\$8,813.97	\$724,322.14	0.00
31900	4000					SUBTOTAL Capital Outlay	\$3,328,870.00	\$212,746.00	\$3,541,616.00	\$110,221.04	\$1,428,152.58	\$118,344.21	\$1,995,119.21	0.00
31900						TOTAL Ed. Technology Equipment Act	\$3,328,870.00	\$212,746.00	\$3,541,616.00	\$110,221.04	\$1,428,152.58	\$118,344.21	\$1,995,119.21	0.00

State of New Mexico
Public School Operating Budget - Actuals Expenditure Detail Report
Gadsden - Third Quarter (Jan - Mar) - Expenditure
Submitted

Fund	Func	Obj	Prg	Loc	Job	Description	Budget	Adjustments	Adjusted Budget	Current Period	YTD	Encumbrance	Budget Balance	FTE
41000						Debt Services								
		2000				Support Services								
		2300				Support Services-								
			53712			General Administration								
						County Tax Collection								
						Costs								
						No Program								
41000	2300	53712	0000	000		GADSDEN DIST OFFICE	\$122,000.00	\$97,166.00	\$219,166.00	\$58,131.28	\$95,118.35	\$0.00	\$124,047.65	0.00
41000	2300	53712	0000			<i>SUBTOTAL No Program</i>	<i>\$122,000.00</i>	<i>\$97,166.00</i>	<i>\$219,166.00</i>	<i>\$58,131.28</i>	<i>\$95,118.35</i>	<i>\$0.00</i>	<i>\$124,047.65</i>	<i>0.00</i>
41000	2300	53712				<i>SUBTOTAL County Tax</i>	<i>\$122,000.00</i>	<i>\$97,166.00</i>	<i>\$219,166.00</i>	<i>\$58,131.28</i>	<i>\$95,118.35</i>	<i>\$0.00</i>	<i>\$124,047.65</i>	<i>0.00</i>
						<i>Collection Costs</i>								
41000	2300					<i>SUBTOTAL Support</i>	<i>\$122,000.00</i>	<i>\$97,166.00</i>	<i>\$219,166.00</i>	<i>\$58,131.28</i>	<i>\$95,118.35</i>	<i>\$0.00</i>	<i>\$124,047.65</i>	<i>0.00</i>
						<i>Services-General</i>								
						<i>Administration</i>								
41000	2000					<i>SUBTOTAL Support</i>	<i>\$122,000.00</i>	<i>\$97,166.00</i>	<i>\$219,166.00</i>	<i>\$58,131.28</i>	<i>\$95,118.35</i>	<i>\$0.00</i>	<i>\$124,047.65</i>	<i>0.00</i>
						<i>Services</i>								
						Debt Service								
			53414			Other Services								
						No Program								
41000	5000	53414	0000	000		GADSDEN DIST OFFICE	\$25,404.00	\$0.00	\$25,404.00	\$0.00	\$0.00	\$0.00	\$25,404.00	0.00
41000	5000	53414	0000			<i>SUBTOTAL No Program</i>	<i>\$25,404.00</i>	<i>\$0.00</i>	<i>\$25,404.00</i>	<i>\$0.00</i>	<i>\$0.00</i>	<i>\$0.00</i>	<i>\$25,404.00</i>	<i>0.00</i>
41000	5000	53414				<i>SUBTOTAL Other Services</i>	<i>\$25,404.00</i>	<i>\$0.00</i>	<i>\$25,404.00</i>	<i>\$0.00</i>	<i>\$0.00</i>	<i>\$0.00</i>	<i>\$25,404.00</i>	<i>0.00</i>
						Debt Service Reserve								
						No Program								
41000	5000	58214	0000	000		GADSDEN DIST OFFICE	\$13,646,953.00	\$2,970,000.00	\$16,616,953.00	\$0.00	\$0.00	\$0.00	\$16,616,953.00	0.00
41000	5000	58214	0000			<i>SUBTOTAL No Program</i>	<i>\$13,646,953.00</i>	<i>\$2,970,000.00</i>	<i>\$16,616,953.00</i>	<i>\$0.00</i>	<i>\$0.00</i>	<i>\$0.00</i>	<i>\$16,616,953.00</i>	<i>0.00</i>
41000	5000	58214				<i>SUBTOTAL Debt Service</i>	<i>\$13,646,953.00</i>	<i>\$2,970,000.00</i>	<i>\$16,616,953.00</i>	<i>\$0.00</i>	<i>\$0.00</i>	<i>\$0.00</i>	<i>\$16,616,953.00</i>	<i>0.00</i>
						<i>Reserve</i>								
						Bond Principal Payment								
						No Program								
41000	5000	58311	0000	000		GADSDEN DIST OFFICE	\$10,075,000.00	\$0.00	\$10,075,000.00	\$0.00	\$10,075,000.00	\$0.00	\$0.00	0.00
41000	5000	58311	0000			<i>SUBTOTAL No Program</i>	<i>\$10,075,000.00</i>	<i>\$0.00</i>	<i>\$10,075,000.00</i>	<i>\$0.00</i>	<i>\$10,075,000.00</i>	<i>\$0.00</i>	<i>\$0.00</i>	<i>0.00</i>
41000	5000	58311				<i>SUBTOTAL Bond Principal</i>	<i>\$10,075,000.00</i>	<i>\$0.00</i>	<i>\$10,075,000.00</i>	<i>\$0.00</i>	<i>\$10,075,000.00</i>	<i>\$0.00</i>	<i>\$0.00</i>	<i>0.00</i>
						<i>Payment</i>								
						Bond Interest Payment								
						No Program								
41000	5000	58322	0000	000		GADSDEN DIST OFFICE	\$791,747.00	\$0.00	\$791,747.00	\$293,802.56	\$652,259.13	\$0.00	\$139,487.87	0.00
41000	5000	58322	0000			<i>SUBTOTAL No Program</i>	<i>\$791,747.00</i>	<i>\$0.00</i>	<i>\$791,747.00</i>	<i>\$293,802.56</i>	<i>\$652,259.13</i>	<i>\$0.00</i>	<i>\$139,487.87</i>	<i>0.00</i>
41000	5000	58322				<i>SUBTOTAL Bond Interest</i>	<i>\$791,747.00</i>	<i>\$0.00</i>	<i>\$791,747.00</i>	<i>\$293,802.56</i>	<i>\$652,259.13</i>	<i>\$0.00</i>	<i>\$139,487.87</i>	<i>0.00</i>
						<i>Payment</i>								
41000	5000					<i>SUBTOTAL Debt</i>	<i>\$24,539,104.00</i>	<i>\$2,970,000.00</i>	<i>\$27,509,104.00</i>	<i>\$293,802.56</i>	<i>\$10,727,259.13</i>	<i>\$0.00</i>	<i>\$16,781,844.87</i>	<i>0.00</i>
						<i>Service</i>								
4100						<i>TOTAL Debt</i>	<i>\$24,661,104.00</i>	<i>\$3,067,166.00</i>	<i>\$27,728,270.00</i>	<i>\$351,933.84</i>	<i>\$10,822,377.48</i>	<i>\$0.00</i>	<i>\$16,905,892.52</i>	<i>0.00</i>
0						<i>Services</i>								
43000						Total Ed. Tech. Debt								
						Services Sub-Fund								

State of New Mexico
Public School Operating Budget - Actuals Expenditure Detail Report
Gadsden - Third Quarter (Jan - Mar) - Expenditure
Submitted

Fund	Func	Obj	Prg	Loc	Job	Description	Budget	Adjustments	Adjusted Budget	Current Period	YTD	Encumbrance	Budget Balance	FTE
	2000					Support Services								
	2300					Support Services- General Administration								
			53712			County Tax Collection Costs								
				0000		No Program								
43000	2300	53712	0000	000		GADSDEN DIST OFFICE	\$50,120.00	\$24,531.00	\$74,651.00	\$10,789.54	\$17,662.64	\$0.00	\$56,988.36	0.00
43000	2300	53712	0000			<i>SUBTOTAL No Program</i>	<i>\$50,120.00</i>	<i>\$24,531.00</i>	<i>\$74,651.00</i>	<i>\$10,789.54</i>	<i>\$17,662.64</i>	<i>\$0.00</i>	<i>\$56,988.36</i>	<i>0.00</i>
43000	2300	53712				<i>SUBTOTAL County Tax Collection Costs</i>	<i>\$50,120.00</i>	<i>\$24,531.00</i>	<i>\$74,651.00</i>	<i>\$10,789.54</i>	<i>\$17,662.64</i>	<i>\$0.00</i>	<i>\$56,988.36</i>	<i>0.00</i>
43000	2300					<i>SUBTOTAL Support Services-General Administration</i>	<i>\$50,120.00</i>	<i>\$24,531.00</i>	<i>\$74,651.00</i>	<i>\$10,789.54</i>	<i>\$17,662.64</i>	<i>\$0.00</i>	<i>\$56,988.36</i>	<i>0.00</i>
43000	2000					<i>SUBTOTAL Support Services</i>	<i>\$50,120.00</i>	<i>\$24,531.00</i>	<i>\$74,651.00</i>	<i>\$10,789.54</i>	<i>\$17,662.64</i>	<i>\$0.00</i>	<i>\$56,988.36</i>	<i>0.00</i>
	5000					Debt Service								
			58214			Debt Service Reserve								
				0000		No Program								
43000	5000	58214	0000	000		GADSDEN DIST OFFICE	\$3,770,326.00	\$270,000.00	\$4,040,326.00	\$0.00	\$0.00	\$0.00	\$4,040,326.00	0.00
43000	5000	58214	0000			<i>SUBTOTAL No Program</i>	<i>\$3,770,326.00</i>	<i>\$270,000.00</i>	<i>\$4,040,326.00</i>	<i>\$0.00</i>	<i>\$0.00</i>	<i>\$0.00</i>	<i>\$4,040,326.00</i>	<i>0.00</i>
43000	5000	58214				<i>SUBTOTAL Debt Service Reserve</i>	<i>\$3,770,326.00</i>	<i>\$270,000.00</i>	<i>\$4,040,326.00</i>	<i>\$0.00</i>	<i>\$0.00</i>	<i>\$0.00</i>	<i>\$4,040,326.00</i>	<i>0.00</i>
			58311			Bond Principal Payment								
				0000		No Program								
43000	5000	58311	0000	000		GADSDEN DIST OFFICE	\$2,000,000.00	\$0.00	\$2,000,000.00	\$0.00	\$3,400,000.00	\$0.00	(\$1,400,000.00)	0.00
43000	5000	58311	0000			<i>SUBTOTAL No Program</i>	<i>\$2,000,000.00</i>	<i>\$0.00</i>	<i>\$2,000,000.00</i>	<i>\$0.00</i>	<i>\$3,400,000.00</i>	<i>\$0.00</i>	<i>(\$1,400,000.00)</i>	<i>0.00</i>
43000	5000	58311				<i>SUBTOTAL Bond Principal Payment</i>	<i>\$2,000,000.00</i>	<i>\$0.00</i>	<i>\$2,000,000.00</i>	<i>\$0.00</i>	<i>\$3,400,000.00</i>	<i>\$0.00</i>	<i>(\$1,400,000.00)</i>	<i>0.00</i>
			58322			Bond Interest Payment								
				0000		No Program								
43000	5000	58322	0000	000		GADSDEN DIST OFFICE	\$120.00	\$0.00	\$120.00	\$0.00	\$12.58	\$0.00	\$107.42	0.00
43000	5000	58322	0000			<i>SUBTOTAL No Program</i>	<i>\$120.00</i>	<i>\$0.00</i>	<i>\$120.00</i>	<i>\$0.00</i>	<i>\$12.58</i>	<i>\$0.00</i>	<i>\$107.42</i>	<i>0.00</i>
43000	5000	58322				<i>SUBTOTAL Bond Interest Payment</i>	<i>\$120.00</i>	<i>\$0.00</i>	<i>\$120.00</i>	<i>\$0.00</i>	<i>\$12.58</i>	<i>\$0.00</i>	<i>\$107.42</i>	<i>0.00</i>
43000	5000					<i>SUBTOTAL Debt Service</i>	<i>\$5,770,446.00</i>	<i>\$270,000.00</i>	<i>\$6,040,446.00</i>	<i>\$0.00</i>	<i>\$3,400,012.58</i>	<i>\$0.00</i>	<i>\$2,640,433.42</i>	<i>0.00</i>
4300						<i>TOTAL Total Ed. Tech. Debt Services Sub-Fund</i>	<i>\$5,820,566.00</i>	<i>\$294,531.00</i>	<i>\$6,115,097.00</i>	<i>\$10,789.54</i>	<i>\$3,417,675.22</i>	<i>\$0.00</i>	<i>\$2,697,421.78</i>	<i>0.00</i>
ALL						<i>TOTAL BUDGET</i>	<i>\$333,574,296.00</i>	<i>\$20,427,198.00</i>	<i>\$354,001,494.00</i>	<i>\$43,928,576.70</i>	<i>\$144,258,074.39</i>	<i>\$54,524,555.7</i>	<i>\$155,218,863.85</i>	<i>2,146.8</i>